

ARTEP 42-427-30-MTP

**MISSION TRAINING PLAN
FOR THE
QUARTERMASTER
HEAVY MATERIEL SUPPLY
COMPANY (GENERAL
SUPPORT), SUPPLY AND
SERVICE BATTALION**

MAY 2003

DISTRIBUTION RESTRICTION:

Approved for public release; distribution is unlimited.

**HEADQUARTERS
DEPARTMENT OF THE ARMY**

**Mission Training Plan
FOR THE
QUARTERMASTER
HEAVY MATERIEL SUPPLY COMPANY
(GENERAL SUPPORT), SUPPLY AND SERVICE
BATTALION**

Contents

	Page
CHAPTER 1 Unit Training	1-1
1-1. General	1-1
1-2. Supporting Material	1-1
1-3. Contents	1-1
1-4. Missions	1-2
1-5. Principles of Training	1-2
1-6. Training Strategy	1-3
1-7. Conducting Training	1-3
1-8. Force Protection (Risk Management and Safety)	1-4
1-9. Environmental Protection	1-13
1-10. Evaluation	1-13
1-11. Feedback	1-15
CHAPTER 2 Training Matrixes	2-1
2-1. General	2-1
2-2. Mission to Collective Tasks Matrix	2-1
CHAPTER 3 Mission Outline	3-1
3-1. General	3-1
3-2. Mission Outline	3-1
CHAPTER 4 Training Exercises	4-1
4-1. General	4-1
4-2. Field Training Exercise	4-1
4-3. Situational Training Exercise	4-1

Distribution Restriction: Approved for public release; distribution is unlimited.

*This publication supersedes ARTEP 42-427-30-MTP, 8 December 1992.

4-4. Safety	4-1
4-5. Visualization	4-1
CHAPTER 5 Training and Evaluation Outlines.....	5-1
5-1. Introduction	5-1
5-1. Structure	5-1
5-1. Format	5-1
5-1. Use.....	5-2
CHAPTER 6 External Evaluations	6-1
6-1. Introduction	6-1
6-2. Preparing the Evaluation	6-1
6-3. Selecting the Observer Controllers	6-8
6-4. Training the Observer Controllers.....	6-8
6-5. Recording external evaluation Information	6-9
6-6. Selecting and Training the OPFOR.....	6-12
6-7. Conducting the Evaluation.....	6-13
6-8. Conducting the After Action Review.....	6-14
APPENDIX A Combined Arms Training Strategy.....	A-1
APPENDIX B Army Universal Task List (AUTL)	B-1
GLOSSARY	1
REFERENCES.....	1

PREFACE

This mission training plan (MTP) provides the heavy materiel supply company commander and training officer with a task-based, event-driven training strategy to enable the unit to accomplish its critical missions during stability and support operations, small scale contingencies (SSC) and major theaters of war (MTW). While MTPs may not cover unit contingency plans, this document includes tasks to meet the Army force projection mission and includes tasks related to deployment, relocation of the unit to a new operating site, establishment of logistics operational areas, base defense, Class VII general support functions, and redeployment.

This MTP applies to quartermaster heavy materiel supply company (TOE 42427L100) Corps Support Command (COSCOM) and the quartermaster heavy materiel supply company (TOE 42427L200) Theater Support Command (TSC). The heavy materiel supply company receives, stores, maintains, and deprocesses (as required) and issues Class VII items of supply to divisional and nondivisional direct support and general support units excluding aircraft, and medical, marine, and railway mission-oriented equipment. It is responsible for storing, maintaining, and issuing a portion of Class VII theater reserve stocks, which may include a portion of the pre-positioned war reserve materiel stocks (PWRMS).

Standards for executing the tasks are described in the training and evaluation outlines (T&EOs). Standards were developed to meet the Total Army requirement. To meet mission-essential requirements, commanders may wish to make standards more stringent. It is not the intent of this publication to deny the commander that flexibility.

Training developers continuously update individual and collective tasks and other support products for these manuals in the Automated Systems Approach to Training (ASAT) database. Units can get data updates online at the Reimer Digital Library Data Repository (<http://155.217.58.100/dr/>).

The proponent of this publication is HQ TRADOC. Submit changes for improving this publication on DA Form 2028 and forward it to Commander, United States Army Combined Arms Support Command, ATTN: ATCL-A, 401 1st Street, Suite 229, Fort Lee, Virginia 23801.

Unless otherwise stated, masculine nouns and pronouns refer to both women and men.

Chapter 1

Unit Training

1-1. GENERAL. This mission training plan (MTP) provides the commander and leaders with guidance on how to train the key missions of the unit. The specific details of the unit-training program depend on the following factors:

- a. Unit mission essential task list (METL).
- b. Chain of command training directives and guidance.
- c. Training priorities of the unit.
- d. Availability of training resources and areas.

1-2. SUPPORTING MATERIAL. This MTP describes a critical mission-oriented unit training program that is part of the next higher echelon's training program. This unit-training program consists of—

- a. ARTEP 42-446-MTP indicates the relationship of the next higher headquarters training program to the unit training program.
- b. The soldier training publications (STPs), consisting of soldier's manuals (SMs) and trainer's guides (TGs) for each military occupational specialty (MOS) authorized in the table of organization and equipment (TOE) for the unit.
- c. The soldier's manuals of common tasks (SMCTs).
- d. The officer foundation system (OFS) manuals for company grade officers. Figure 1-1 illustrates the relationship of these supporting publications.

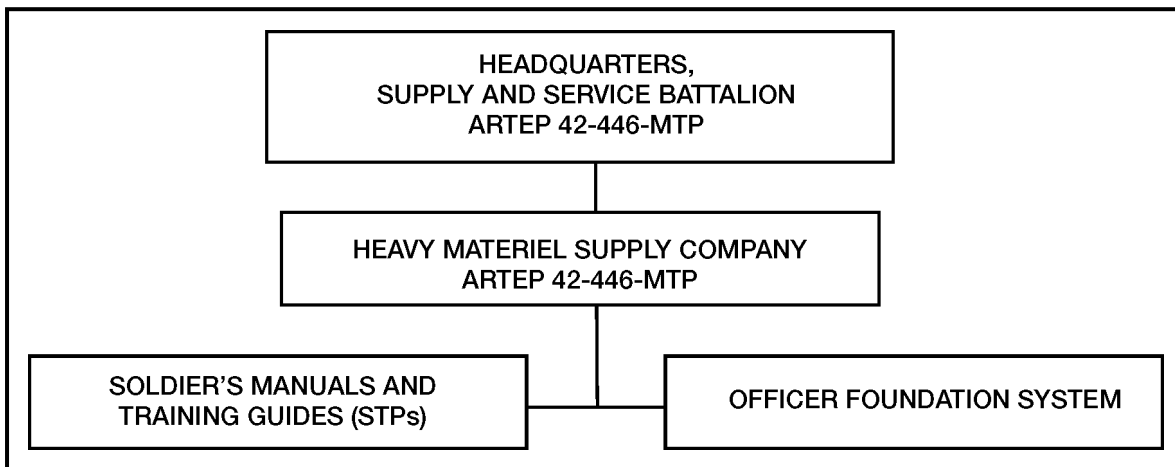


Figure 1-1. MTP Echelon Relationship Diagram

1-3. CONTENTS. This MTP is organized into six chapters and two appendices:

- a. Chapter 1, *Unit Training*, explains how the MTP is organized and how to use it to establish an effective training program.
- b. Chapter 2, *Training Matrix*, shows the relationship between missions and collective tasks.
- c. Chapter 3, *Mission Outline*, graphically portrays the relationship between missions and their subordinate tasks.

d. Chapter 4, *Training Exercises*, consists of a field training exercise (FTX) and supporting situational training exercises (STXs). This chapter provides training information and a preconstructed scenario for each exercise. These exercises serve as part of an internal or external evaluation and may be modified to suit the training needs of the unit.

e. Chapter 5, *Training and Evaluation Outlines (T&EOs)*, provides the training and evaluation criteria for tasks the unit must master to perform its mission effectively. Each task has a training and evaluation outline that identifies task steps, performance measures, and individual and leader tasks. (Selected combinations of missions and their tasks comprise the training exercises in Chapter 4.)

Note: Some task steps within the T&EO may require modifications based on the digitized or analog equipment available to the unit.

f. Chapter 6, *External Evaluations*, explains how to evaluate training and assess evaluation results. It includes sample worksheets, summary sheets, and evaluation scenarios.

g. Appendix A, *Combined Arms Training Strategy*, provides user information, a description of the training strategy, and a task template.

h. Appendix B, *Army Universal Task List (AUTL)*, provides definitions and descriptions of areas of the AUTL.

1-4. MISSIONS. This MTP covers the specified missions found in the TOE and implied missions the unit must perform to accomplish them. The critical wartime mission to support battalion headquarters is the focal mission for this unit. The commander may supplement missions with missions of his own. The following is a list of missions for this unit:

a. Missions.

- (1) Deploy Unit to a New Theater of Operations.
- (2) Relocate Unit to a New Operating Site.
- (3) Establish Unit Area of Operations.
- (4) Conduct GS Class VII Supply Operations.
- (5) Defend Assigned Area.
- (6) Redeploy Unit to Home Station.

b. Each of these missions may be trained individually or jointly with other missions. Training is based on the criteria described in the T&EOs. Several T&EOs can be trained as a situational training exercise (STX). Trainers can use various combinations of STXs to develop a field training exercise (FTX) for the unit to practice its entire mission responsibility. Trainers can develop several STXs into an external evaluation that the next higher echelon uses to evaluate the unit's ability to perform multiple missions under stress in a realistic environment.

c. Leader tasks that support the unit's missions are trained through STP and OFS training, battle simulations, and execution of the unit's missions.

d. Soldiers master individual tasks that support collective tasks by training to standards listed in the appropriate STP.

1-5. PRINCIPLES OF TRAINING. This MTP is based on the training principles found in FM 7-0 (FM 25-100) and FM 25-101. For further information, see Paragraph 1-7.

1-6. TRAINING STRATEGY. The training program a unit develops and executes to train to standards in its critical missions is a component of the Army's Combined Arms Training Strategy (CATS). The purpose of the CATS is to provide direction and guidance on how the total Army trains and identifies the resources required to support training. CATS provides the tools that enable the Army to focus and manage training in an integrated manner. Central to the CATS is a series of proponent-generated unit and institutional strategies that describe the training and training resources required to train to standard.

a. The unit training strategies central to CATS provide the commander a descriptive "menu" for training reflecting that, while there is an optimal way to train to standard, it is unlikely that all units in the Army have the exact mix of resources required to execute an optimal training strategy.

b. A unit training strategy is composed of three separate strategies. When integrated with the training tasks found in the MTP, the unit forms a comprehensive and focused training strategy that allows it to train to standard. The elements of a unit training strategy are—

(1) Combined Arms Training Strategy. CATS is intended to provide a set of recommended training frequencies for key training events in a unit and depict those resources required to support the training events.

(2) Gunnery Strategy. The gunnery strategy is built around weapon systems found in the unit. It provides an annual training plan, and depicts resources required to support weapons training. Data for the gunnery strategy comes from the Standards in Training Commission (STRAC) manual or appropriate field manual (FM).

(3) Soldier Strategy. The soldier strategy provides an annual plan for training and maintaining skills at the individual level and lists the resources required to train a soldier.

c. A critical element in the unit training strategy is identifying critical training gates. Critical training gates are training events that soldiers must conduct to standard before moving on to a more difficult or resource-intensive training event or task. Training gates follow the crawl, walk, run training methodology. For example, if the unit training strategy calls for conducting a FTX and the commander identifies a STX as a critical training gate for the FTX, the soldiers must train to standard the training tasks in the STX before conducting the FTX. The commander must clearly define standards for all tasks so the trainer can assess the preparedness of his soldiers, or unit(s), to move on to more complex training events. The provision for critical training gates recognizes that the unit's METL and the commander's assessment of his unit's training status determine the selection and timing of the collective training exercises in a specific unit's training strategy.

d. When developing the unit's training plan, the commander identifies the training tasks from the MTP required to train the METL.

1-7. CONDUCTING TRAINING. This MTP facilitates the planning, preparation, and conduct of unit training as explained in FM 7-0 and FM 25-101.

a. The commander assigns the missions and tasks for training based on his METL and the training guidance from the next higher headquarters. Trainers must plan and execute training in support of this guidance.

b. The commander reviews the mission outline in chapter 3 to determine whether the FTX and STXs provided support, or can be modified to support, the senior commander's guidance. If they do not support the guidance or need to be modified, refer to the matrix in chapter 2. The matrix provides a list of collective tasks that must be mastered to perform the mission.

c. The commander prioritizes the tasks that need training. He never has time to train everything; therefore, he must orient on the greatest challenges and most difficult sustainment skills.

d. The commander integrates training tasks into the training schedule by —

(1) Listing the tasks in the priority and frequency they need to be trained.

(2) Determining time required and how multi-echelon training can be used for the best results.

(3) Determining where the training can take place.

(4) Determining who is responsible for what. The leader of the element being trained must always be involved.

(5) Organizing the requirements into blocks of time and training vehicles.

e. The commander must approve the list of tasks to train and schedule them on the unit-training schedule.

f. The commander must determine the equipment, supplies, personnel, facilities, and other resources needed to conduct the training.

g. The commander must keep subordinate leaders informed and oversee their training. He must rigidly enforce the training standards.

1-8. FORCE PROTECTION (RISK MANAGEMENT AND SAFETY). Leaders must understand the importance of using risk management and safety programs in conserving combat power and resources. These are not add-on features to the decision-making process but rather fully integrated elements of planning and executing operations, to include training events. Factors that impact on the accidental losses experienced in operations include: an ever-changing operational environment; the effects of fast-paced, high operational tempo (OPTEMPO) and high personnel tempo (PERSTEMPO) on unit and human performance; equipment and support failure; and the effects of the physical environment. Training events may mimic some of the characteristics of a war-time environment, challenging leaders by the uncertainty, ambiguity, and frictions that create both opportunities and hazards.

a. Risk management is the process of identifying, assessing, and controlling risks arising from operational factors and making decisions that balance risk costs with mission benefits. It is fundamental in developing confident and competent leaders and units. Risk is characterized by both the probability and severity of a potential loss that may result from hazards due to the presence of an enemy, an adversary, or some other hazardous condition. The risk management process acts to conserve combat power and resources. Managing risk requires educated judgment and professional competence. Risk management is a way to put more realism into training without paying the price in deaths, injuries, or damaged equipment. Both leaders and staff manage risk. The staff seeks to identify hazards associated with their areas of expertise, and recommend controls to reduce the risk. Leaders and individual soldiers become the assessors for ever-changing hazards such as those associated with environment (weather; visibility; contaminated items, air, water and soil), equipment readiness, individual and unit experience, and fatigue. Leaders advise the chain of command on risks and risk reduction measures. In accordance with FM 100-14, the basic principles that provide a framework for implementing the risk management processes are—

(1) Integrate risk management into mission planning, preparation, and execution. This requires the ongoing identification and assessment of hazards and risks. Leaders and staffs integrate control measures into plans and estimates and implement those controls continuously.

(2) Make decisions at the appropriate level in the chain of command. Leaders and subordinates are provided the guidance necessary to determine what level and types of risk to manage at what level of command.

(3) Accept no unnecessary risk. Commanders, at the appropriate level and with consideration of the impact of available controls, analyze the residual risks against mission expectations. The commander alone accepts risks only if the benefits outweigh the potential costs or losses.

(4) Observe regulatory restrictions and guidelines. Risk controls required by law, such as life safety and fire protection codes, physical security, transport and disposal of hazardous materials, and storage of classified material, will be enforced.

b. Risk management is a five-step cyclic process that is easily integrated into the decision-making process outlined in FM 101-5. The five steps are—

(1) Identify Hazards. Identify the probable hazards for the missions. A hazard is an actual or potential condition where exposure to the hazard can result in injury, illness, or death to personnel; damage or loss of equipment or property; degradation to the mission. The factors of METT-TC provide a sound framework for identifying hazards.

(2) Assess Hazards. Examine each hazard in terms of the probability and the severity of the potential outcomes to determine the risk level that can result from exposure to the hazard. The end result is an estimate of risk from each hazard and an estimate of the overall risk from hazards that cannot be eliminated. The Hazard Probability Chart (Table 1-1), Hazard Severity Chart (Table 1-2), Risk

Assessment Matrix (Table 1-3), and Levels of Risk Chart (Table 1-4) combine to form a tool for assessing hazards.

(a) Table 1-1, Hazard Probability Chart, defines the terms used to describe how often an element of the unit is likely to experience a condition.

Table 1-1. Hazard Probability Chart	
Term	Definition
<i>FREQUENT (A) Occurs very often, continuously experienced</i>	
Single item	Occurs very often in service life. Expected to occur several times over duration of a specific mission or operation. Always occurs.
Fleet or inventory of items	Occurs continuously during a specific mission or operation, or over a service life.
Individual soldier	Occurs very often in career. Expected to occur several times during mission or operation. Always occurs.
All soldiers exposed	Occurs continuously during a specific mission or operation.
<i>LIKELY (B) Occurs several times</i>	
Single item	Occurs several times in service life. Expected to occur during a specific mission or operation.
Fleet or inventory of items	Occurs at a high rate, but experienced intermittently (regular intervals, generally often).
Individual soldier	Occurs several times in career. Expected to occur during a specific mission or operation.
All soldiers exposed	Occurs at a high rate, but experienced intermittently.
<i>OCCASIONAL (C) Occurs sporadically</i>	
Single item	Occurs sometimes in service life. May occur as often as not during a specific mission or operation.
Fleet or inventory of items	Occurs several times in service life.
Individual soldier	Occurs sometimes in career. May or may not occur during a specific mission or operation.
All soldiers exposed	Occurs sporadically (irregularly, sparsely, or sometimes).
<i>SELDOM (D) Remotely possible; could occur at some time</i>	
Single item	Occurs in service life, but only remotely possible. Not expected to occur during a specific mission or operation.
Fleet or inventory of items	Occurs as isolated incidents. Possible to occur sometime in service life, but rarely. Usually does not occur.
Individual soldier	Occurs as isolated incident during a career. Remotely possible, but not expected to occur during a specific mission or operation.
All soldiers exposed	Occurs rarely within exposed population as isolated incidents.
<i>UNLIKELY (E) Can assume will not occur, but not impossible</i>	
Single item	Occurrence not impossible but can assume will almost never occur in service life. Can assume will not occur during a specific mission or operation.
Fleet or inventory of items	Occurs very rarely (almost never or improbable). Incidents may occur over service life.
Individual soldier	Occurrence not impossible but may assume will not occur in career or

Table 1-1. Hazard Probability Chart	
	during a specific mission or operation.
All soldiers exposed	Occurs very rarely, but not impossible.

(b) Table 1-2, Hazard Severity Chart, defines the terms used to describe how great an impact the element suffers when it experiences a condition.

Table 1-2. Hazard Severity Chart	
Term	Definition
Catastrophic (I)	Loss of ability to accomplish the mission or mission failure. Death or permanent total disability (accident risk). Loss of major or mission-critical system or equipment. Major property (facility) damage. Severe environmental damage. Mission-critical security failure. Unacceptable collateral damage.
Critical (II)	Significantly (severely) degraded mission capability or unit readiness. Permanent partial disability, total disability, temporary total disability exceeding three months time (accident risk). Extensive (major) damage to equipment or systems. Significant damage to property or the environment. Security failure. Significant collateral damage.
Marginal (III)	Degraded mission capability or unit readiness. Minor damage to equipment or systems, property, or the environment. Lost day due to injury or illness not exceeding three months (accident risk). Minor damage to property or the environment.
Negligible (IV)	Little or no adverse impact on mission capability. First aid or minor medical treatment (accident risk). Slight equipment or system damage, but fully functional and serviceable. Little or no property or environmental damage.

(c) Table 1-3, Risk Assessment Matrix, helps calculate the risk exposure the element experiences when a specific level of severity is encountered at a given frequency. The chart describes the intersection of information from Table 1-1 and Table 1-2.

Table 1-3. Risk Assessment Matrix						
		PROBABILITY (see Figure 1-2)				
SEVERITY (see Figure 1-3)		Frequent A	Likely B	Occasional C	Seldom D	Unlikely E
Catastrophic	I	E	E	H	H	M
Critical	II	E	H	H	M	L
Marginal	III	H	M	M	L	L
Negligible	IV	M	L	L	L	L
E – Extremely high risk			M – Moderate risk			
H – High risk			L – Low risk			

(d) Table 1-4, Levels of Risk Chart, describes what impact the element experiences when applying the risk exposure. The chart also provides descriptive examples of the level of risk.

Table 1-4. Levels of Risk Chart

<i>Level</i>	<i>Example</i>
<p>E - Extremely high: Loss of ability to accomplish the mission if hazards occur during the mission. A frequent or likely probability of catastrophic loss (IA or IB) or frequent probability of critical loss (IIIA) exists.</p>	<p>A commander finds that one of his implied tasks to relocate to a new site involves crossing a normally shallow riverbed. After looking at the factors of METT-TC, he discovers that three days of heavy rains have raised the water level to flood stage, with currents far in excess of his ability to safely ford the river. After review of the situation with his staff, he determines the accident risk is extremely high because of the likely probability and catastrophic severity of losing vehicles and killing soldiers. The commander develops other COAs.</p>
<p>H - High: Significant degradation of mission capabilities in terms of the required mission standard, inability to accomplish all parts of the mission, or inability to complete the mission to standard if hazards occur during the mission. Occasional to seldom probability of catastrophic loss (IC or ID) exists. A likely to occasional probability exists of a critical loss (IIB or IIC) occurring. Frequent probability of marginal losses (IIIA) exists.</p>	<p>In preparation for relocating to a new operating site, the advanced party provides intelligence indicating that the enemy presence and combat power is much greater than the anticipated planning guidance. The new information results in revised casualty estimates of significant losses if his unit is ambushed en route, and critical losses would be incurred if the unit engaged in prolonged contact. The original relocation plan has become a high-risk situation. The commander and staff must seek higher headquarters' guidance and develop other COAs.</p>
<p>M - Moderate: Noticeable degradation of mission capabilities in terms of the required mission standard if hazards occur during the mission. An unlikely probability of catastrophic loss (IE) exists. The probability of a critical loss is seldom (IID). Marginal losses occur with a likely or occasional probability (IIIB or IIIC). A frequent probability of negligible (IVA) losses exists.</p>	<p>A commander has been directed to set up support operations in an industrial zone near an urban center. Travel time to perform support missions is increased due to local traffic. Instigators in the local populace have been pelting security forces with garbage, rocks, and occasional Molotov cocktails. Other units have had personnel suffer burns, cuts, and occasional fractures. Leaders seem to be targeted most frequently. Roadblocks are regularly fabricated from building debris and burning tires. Fumes are major respiratory irritants. Otherwise, the instigators appear to have little to no access to weapon systems. Political considerations severely limit the military force that can be exerted on the instigators. The commander realizes that the insurgents can cause catastrophic damage if bulk POL is fire bombed, but site access is highly unlikely given the facilities and security details available.</p>

Table 1-4. Levels of Risk Chart

<i>Level</i>	<i>Example</i>
<p>L - Low: Expected losses have little or no impact on accomplishing the mission. The probability of critical loss is unlikely (IIE), while that of marginal loss is seldom (IIID) or unlikely (IIIE). The probability of a negligible loss is likely or less (IVB through IVE).</p>	<p>The unit is relocating to a new operational area in a desert environment, and is overtaken by nightfall before reaching the objective area. The terrain is flat, open and the road network is in generally good condition. Visibility is good with clear skies, near full moon, and no obstruction. No enemy presence has been reported in the area. Troops are moderately rested, although some have been suffering flu-like symptoms. All drivers and most of the other unit personnel are well trained in using night vision devices. The commander estimates that it is unlikely that his unit will incur losses of critical severity by being surprised by enemy or lose critical manpower/equipment due to an accident. The commander estimates that the risk to his force in continuing a nighttime move is low.</p>

(3) **Develop Controls and Make Risk Decisions.** Controls fall into three basic categories—educational controls, physical controls, and avoidance. These controls must be effective, and to be effective they must be suitable, feasible, and acceptable. After the controls are developed and accepted, the leader determines the residual risk for each hazard and the cumulative effect of residual risks on the mission. Weigh the risk against the benefits of performing the operations and make the risk decision. Accept no unnecessary risks and make any residual risk decisions at the proper level of command. For further information, see the examples in FM 100-14, appendix.

(4) **Implement Controls.** Integrate specific controls into plans, OPLANs, OPORDs, SOPs, and rehearsals. Communicate controls to the individual soldier augmentation personnel (including personnel who are authorized contractors), non-governmental organizations (NGOs), private volunteer organizations (PVOs), and media.

(5) **Supervise and Evaluate.** Ensure that subordinates understand how to execute risk controls, and supervise to ensure standards and controls are enforced. Determine the effectiveness of controls in reducing the probability and effect of hazards. Develop the lessons learned, and disseminate the findings.

c. Safety also is a component of force protection. Safety protects the force and preserves resources through accident prevention and risk management. Commanders, leaders, and soldiers use risk assessment and management to tie force protection into the mission. Risk management assigns responsibility, institutionalizes the commander's review of operational safety, and leads to decision making at a level of command appropriate to the risk. The objective of safety is to help units protect combat power through accident prevention, which enables units to win fast and decisively with minimum losses. A good accident prevention program requires the ongoing review of unit operations and training during planning, preparation, execution, and follow-up to detect hazards and recommend controls and methods of preventing injury to personnel and damage to equipment and the environment. Eliminate hazards on a "worst-first" basis. When safety is fully integrated in a unit, soldier errors, equipment breakdowns, and other negative effects are minimized. Performing to standard is one of the key steps in preventing accidents. Safety is an integral part of all combat operations and begins with readiness. Readiness depends on a unit's ability to perform its METL to standard. Readiness standards addressed during METL assessment are—

- (1) Soldiers with the self-discipline to perform tasks to standard consistently.
- (2) Leaders who are ready, willing, and able to enforce standards.
- (3) Training that provides skills needed for performing to standard.
- (4) Clear and practical standards and procedures for task performance.

(5) Support for task performance, including equipment, personnel, maintenance, facilities, and service.

d. Safety demands involvement of the total chain of command in planning, preparing, executing, and evaluating training. The chain of command responsibilities include—

(1) Commanders, who must—

- (a) Seek optimum, not adequate, performance.
- (b) Specify the risk acceptable to accomplish the mission.
- (c) Select risk reductions provided by staff.
- (d) Accept or reject residual risk, based on the benefit to be derived.
- (e) Train and motivate leaders at all levels to use risk management concepts effectively.

(2) Staff, who must—

- (a) Assist the commander in assessing risks and developing risk reduction options for training.
- (b) Integrate risk controls in plans, orders, METL standards, and performance measures.
- (c) Eliminate unnecessary safety restrictions that diminish training effectiveness.
- (d) Assess safety performance during training; evaluate safety performance during after action reviews (AARs).

(3) Subordinate leaders, who must—

- (a) Consistently apply effective risk management concepts and methods to operations they lead.
- (b) Report risk issues beyond their control or authority to their superiors.

(4) Individual soldiers, who must—

- (a) Report unsafe conditions and act to correct the situation when possible.
- (b) Establish a buddy system to keep a safety watch on one another.
- (c) Take responsibility for personal safety.
- (d) Work as a team member.
- (e) Modify risk behavior.

e. Accident prevention requires that units and individuals observe the following guidance:

- (1) Train for the task.
- (2) Beware of overconfidence.
- (3) Do not play around.
- (4) Be attentive, incorporate rest breaks, and avoid overtired status.
- (5) Check equipment and fully perform PMCS.
- (6) Use equipment and tools correctly.
- (7) Be physically capable for the task.
- (8) Know how to safely perform the task. Develop good habits.
- (9) Promote a safety conscious attitude.

f. Death, serious injury, damaged or destroyed equipment and the loss of mission capability may result if personnel fail to observe safety precautions. The first five areas listed below account for more than half of all Army accidents during combat and tactical operations. Potential safety hazards are found in, but are not limited to, the following areas:

(1) Vehicle Operations. Factors involve excessive speed, weather, traffic conditions, recklessness, fatigue, unfamiliarity with roads, and untrained and inexperienced drivers. Ground guides are mandatory during movement in bivouac and assembly areas, when backing and during periods of limited visibility. Failure to do preventive maintenance correctly, especially for brakes and lights, contribute to accidents as well.

(2) Sports and Recreation. Drowning is the leading cause of fatalities in this category. Basketball and touch football are the largest contributors to injury, usually due to lack of supervision and playing by "combat rules". While these accidents typically are not severe, they do reduce the effectiveness of a soldier.

(3) Material Handling. These accidents occur when an object is too large or heavy for the individual(s) attempting to move it to handle or when individuals try to move material when visibility is obstructed/impaired. Results include muscle and back injury, crushing of personnel and equipment, and miscellaneous damage to dropped loads. Additional injuries occur when steel banding, cut under tension, snaps free and whips into personnel. Leather gloves and face shields are required. Overconfidence in one's ability, a lack of planning and fatigue are contributing factors to accidents. Turn all vehicles off when loading, practice safe lift techniques (using the leg muscles not the back), and stay within load limits for MHE, slings, racks and platforms, and individual lift capabilities. Remove loose clothing, ID tags, and jewelry to prevent being dragged into moving parts. Hazardous materials must be so marked, the Material Safety Data Sheets (MSDS) must be readily available, and the Hazardous Release emergency plan must be well rehearsed, to include communications of the danger.

(4) Maintenance. Accidents are as diverse as the tasks; failure to follow procedures, improper use of tools, personal fatigue, and prolonged exposure to hazardous conditions (exhausts, burns from contact with both hot and extremely cold surfaces, chemical products and fumes, high voltage, debris driven by compressed air, welding arc, jewelry caught in machinery) are common factors. Electricity is unlike most other dangers because it gives no warning, has no symptoms, and its effects are immediate. It can cause severe burns, unconsciousness, nerve and brain injury, and death. Remove power and prevent accidental reconnections before any maintenance is done on electrical equipment. Never initiate a rescue until all power is confirmed to be off.

(5) Tactical Parachuting. Poor parachute landing falls (PLFs) usually cause the injuries, but fatalities are often due to weather related loss of control.

(6) Ammunition and Explosives. Mishandling, disassembly, unauthorized use and improper storage of ammunition and explosives result in fewer fatalities, but more per incident. This category includes explosive souvenirs taken from battlefields or ranges. Post training shakedown inspections are a must. Grenades have a killing radius that make it dangerous to both enemy and friendly forces; train and enforce standards.

(7) Field Expedients. The use of field expedient methods and materials are inherently more risky than standardized methods and approved materials. The need to consider them often traces back to inadequate planning or supply system problems. Be suspicious of shortcuts.

(8) Field Heaters, Stoves and Engines. Combustion systems must be shut off before refueling. Only authorized fuels should be provided and used. Improper use generates flash fires and poisonous accumulation of fumes. Carbon monoxide occurs in the exhaust fumes of burning heaters and internal combustion engines. A lethal, odorless, and colorless gas, carbon monoxide exposure produces symptoms of headaches, dizziness, loss of muscular control, sleepiness, and coma. Brain damage or death can result from heavy exposure. The chemical/biological mask will not protect you from carbon monoxide poisoning.

(9) Petroleum, Oil and Lubricants (POL) and Solvent Storage and Handling. POL handlers must be well trained and supervised to prevent catastrophic injury to both personnel and equipment, especially in storage and transfer operations. Static discharge grounding procedures must be rigorously applied. Fuel and solvents are flammable and caustic to skin and eyes, and toxic in the respiratory tract. Injuries include possible nerve damage, cancer, organ failure, birth defects as well as skin irritation and eye damage. Absolute adherence to environmentally sound disposal techniques is required. Protective clothing and equipment (PCE) must be issued and used while handling these products. Skin/eye protection is required. Avoid repeated/prolonged contact. Use only in well ventilated areas. Keep away from open flames or other sources of ignition. The flash point of dry cleaning solvent P-D 680 Type III is 138 degrees Fahrenheit. Clothing can become flammable if soaked with these products. Post FUEL FLAMMABLE/NO SMOKING signs around the area. Suitable fire extinguishers must be present. Vapors can be highly explosive in a confined space.

(10) Soldier Fatigue. Soldiers suffering from sleep loss experience various symptoms of fatigue, including decreased coordination, narrowed attention span, and reduced adherence to standards

of performance. Sleep plans are essential, and sleep areas must be controlled to prevent soldiers from being crushed by moving vehicles or being poisoned by fumes from idling motors.

(11) Water Operations. Plan very carefully; the risk of drowning and equipment loss is very significant during water operations. Weak swimmers should be paired with strong ones and monitored closely. Equipment should be secured and floated, not carried by individuals, across the water. Float devices and safety lines further moderate risk.

(12) Weapons. Accidents with weapons frequently occur when cleaning or clearing weapons, entering or exiting vehicles, or running with loaded rifles. Guidance for weapon handling and loading must be provided and strictly enforced. Do not load nonessential weapons.

(13) Weather-related Casualties. Unit effectiveness is lost quickly through weather-related casualties such as heat stroke, frostbite, and hypothermia. The seriousness of the injury is related to a combination of temperature, air velocity, duration of exposure, moisture and individual status. Snow blindness is a burn of the retina caused by ultra violet light reflected off snow, and similar effects may be experienced in desert environments. Operating vehicles in extreme environments requires additional preparation and modification of driving techniques. Instruct soldiers in awareness, prevention and first aid for weather-related injuries, and for constant assessment of changing conditions. Catastrophic losses may be experienced as a result of tornado, hurricane, and thunderstorm and sheer winds. Individuals must seek shelter from flying debris, going to the lowest level possible within a structure or when out in the open. During electrical storms avoid wide-open spaces, hills, isolated trees and towers, metal objects, power lines and wires, and water bodies.

(14) Electrical Shock. Death, injury, and destruction of equipment are the potential results of electrical shock. Sources of electric shock range the gamut from static electricity, batteries, generator and communications equipment, power lines, and electrical storms. Cables, wires, antennas, metal objects, graphite, water and any wet material are good conductors of electricity. Fiberglass and rubber are good insulators. Use ground fault circuit interrupters (GFCI) and grounding rods designed and installed in accordance with the specific technical manual for static discharge systems, generators, power distribution networks, and communication systems in use.

(15) Insects, Snakes and Poisonous Plants. Individual soldiers may experience significant discomfort and injury from adverse contact with wildlife. Death is possible, especially if the individual has an allergic reaction to the toxin. Each operational area will have its own specific threats, and the unit must coach its members to recognize, prevent contact, and apply the appropriate first aid. Examples of threats include spiders, bees, wasps and hornets, snakes, scorpions, jellyfish, poison ivy, poison oak and poison sumac.

(16) Personal Hydration, Hygiene and Sanitation. Unit readiness is greatly dependent on individual soldier health, which requires observance of basic rules for replacing fluids and preventing germ transfer and incubation. Soldiers use only potable water for drinking and personal washing. Hand wash stations, with soap, must be available at communal latrines and at the entrance of food service operations. Minor cuts and abrasions become major injuries if left unattended. Foot care is critical in cold, wet environments. Effective April 1998, the Surgeon General revised the fluid replacement guidelines as shown in Table 1-5, Fluid Replacement Guidelines. Both minimum and maximum amounts are critical values; too much is as dangerous as too little.

g. Fratricide prevention is a component of force protection and closely related to safety. Fratricide is employing weapons, with the intent to kill the enemy or destroy his equipment that results in unforeseen and unintentional death, injury, or damage to friendly personnel or equipment. Fratricide is, by definition, an accident. Risk assessment and management is the mechanism with which the incidence of fratricide can be controlled. The primary causes are—

(1) Direct Fire Control Plan Failures. These occur when units fail to develop defensive and, particularly, offensive fire control plans.

(2) Land Navigation Failures. This results when units stray out of sector, report wrong locations, and become disoriented.

(3) Combat Identification Failures. These failures include gunners or pilots being unable to distinguish thermal and optical signatures near the maximum range of their sighting systems, and units in proximity mistaking each other for the enemy under limited visibility conditions.

Table 1-5. Fluid Replacement Guidelines Warm-Weather Training (Average Acclimated Soldier Wearing Hot-Weather BDU)							
		<i>Easy Work</i>		<i>Moderate Work</i>		<i>Hard Work</i>	
<i>Heat Category</i>	<i>WBGT °F</i>	<i>Work/Rest*</i>	<i>Water Per Hour</i>	<i>Work/Rest*</i>	<i>Water Per Hour</i>	<i>Work/Rest*</i>	<i>Water Per Hour</i>
1	78-81.9	No Limit	0.5 qt	No Limit	0.75 qt	40/20 min	0.75 qt
2	82-84.9	No Limit	0.5 qt	50/10 min	0.75 qt	30/30 min	1 qt
3	85-87.9	No Limit	0.75 qt	40/20 min	0.75 qt	30/30 min	1 qt
4	88-89.9	No Limit	0.75 qt	30/30 min	0.75 qt	20/40 min	1 qt
5	≥ 90	50/10 min	1 qt	20/40 min	1 qt	10/50 min	1 qt
* Rest means minimal physical activity (sitting or standing) and should be accomplished in the shade if possible.							
Notes:							
1: The work/rest times and fluid replacement volumes will sustain performance and hydration for at least 4 hours of work in the specified heat category. Individual water needs will vary ± 0.25 quart per hour.							
2: CAUTION: Hourly fluid intake should not exceed 1.5 quarts. Daily fluid intake should not exceed 12 quarts.							
3: MOPP gear or body armor adds 10° F to Wet Bulb Globe Temperature (WBGT).							
Examples:							
Easy Work Weapon maintenance Walking, hard surface at 2.5 mph, < 30 pound load Manual of arms Marksmanship training Drill and ceremony			Moderate Work Walking, loose sand at 2.5 mph, no load Walking, hard surface at 3.5 mph, < 40 pound load Calisthenics Patrolling Individual movement technique; i.e., low crawl, high crawl. Defensive position construction Field assaults			Hard Work Walking, hard surface at 3.5 mph, ≥ 40 pound load Walking, loose sand at 2.5 mph, with load	
Note: Soldiers who are overweight, dieting, or have been past heat casualties are more prone to heat injuries. As a result, they must be identified and their activities must be closely monitored.							

(4) Inadequate Control Measures. Units fail to disseminate the minimum maneuver and fire support control measures necessary to tie control measures to recognizable terrain or events.

(5) Reporting Communication Failures. Units at all levels face problems in generating timely, accurate, and complete reports as locations and tactical situations change.

(6) Weapons Error. Lapses in individual discipline lead to gunnery errors, accidental discharges, mistakes with explosives and hand grenades, and similar incidents.

(7) Battlefield Hazards. Unexploded ordnance, unmarked or unrecorded minefields, family of scatterable mines (FASCAM), and booby traps litter the battlefield. Failure to mark, remove, record, or anticipate these hazards increases the risk of friendly casualties.

h. Fratricide results in unacceptable losses and increases the risk of mission failure. Fratricide undermines the unit's ability to survive and function. Units experiencing fratricide observe these consequences:

- (1) Loss of confidence in the unit leadership.
- (2) Increasing self-doubt among leaders.
- (3) Hesitation to use supporting combat systems.
- (4) Over supervision of units.
- (5) Hesitation to conduct night operations.

- (6) Loss of aggressiveness during fire and maneuver.
- (7) Loss of initiative.
- (8) Disrupted operations.
- (9) General degradation of cohesiveness, morale, and combat power.

1-9. ENVIRONMENTAL PROTECTION. Protection of natural resources is an ever-increasing concern to the Army. It is the responsibility of all unit leaders to decrease, and if possible, eliminate damage to the environment when conducting training. For further information see TC 3-34.489 and FM 3-100. Environmental risk management parallels safety risk management and is based on the same philosophy. Environmental risk management consists of the following steps:

- a. Identify Hazards.** Identify potential sources for environmental degradation during analysis of mission, enemy, terrain, troops, time available, and civilian considerations (METT-TC). This requires identifying environmental hazards. An environmental hazard can pollute air, soil, or water, and/or destroy life forms or cultural and historical artifacts.
- b. Assess the Hazard.** Analyze potential severity of environmental degradation using environmental risk assessment matrixes such as the one found on the following page (Table 1-6). Consider the severity of environmental degradation when determining the potential effect an operation will have on the environment. The risk impact value is an indicator of the severity of environmental degradation. Quantify the risk to the environment resulting from the operation as extremely high, high, medium, or low, using the environmental risk assessment matrixes.
- c. Make Environmental Risk Decisions.** Make decisions and develop measures to reduce high environmental risks.
- d. Brief Chain of Command.** Brief chain of command (including installation environmental office, if applicable) on proposed plans and pertinent high-risk environmental matrixes. The level of command that corresponds to the degree of risk makes risk decisions.
- e. Implement Controls.** Implement environmental protection measures by integrating them into plans, orders, SOPs, training performance standards, and rehearsals.
- f. Supervise.** Supervise and enforce environmental protection standards.
- g. Environmental damage has many wide-ranging consequences.** The complete success of the tactical mission depends on your environmental awareness. Leaders and soldiers must be aware of the ramifications of their actions on the environment, which, in turn, reflects upon the overall mission. Prevention of spills and improper disposal of hazardous waste is everyone's responsibility. Know the proper procedures for preventing and reporting oil or fuel spills IAW local unit SOP.

1-10. EVALUATION. The T&EOs in chapter 5 describe standards that must be met for each task.

- a. Evaluations can be internal or external.** Internal evaluations are conducted at all levels. They must be inherent in all training. External evaluations are usually more formal and are normally conducted by a headquarters two levels above the unit being evaluated. (See Chapter 6, External Evaluations.)

Table 1-6. Environmental Risk Assessment Matrix								
<i>Environmental area</i>						<i>Rating:</i>		
<i>Unit operations</i>			<i>Risk Impact</i>					
Movement of heavy vehicle/systems			5	4	3	2	1	0
Movement of personnel and light vehicles/systems			5	4	3	2	1	0
Assembly area activities			5	4	3	2	1	0
Field maintenance of equipment			5	4	3	2	1	0
Garrison maintenance of equipment			5	4	3	2	1	0
Environmental Risk Assessment Worksheet								
5-Severe 4-Heavy 3-Substantial 2-Modest 1-Slight 0-Undetectable								
			Movement of heavy vehicles/systems	Movement of personnel and light systems	Assembly area activities	Field maintenance of equipment	Garrison maintenance of equipment	Risk taking
Air pollution								
Archeological and historical sites								
Hazardous material/waste								
Noise pollution								
Threatened/endangered species								
Water pollution								
Wetland protection								
Overall rating								
Overall Environmental Risk Assessment Form								
<i>Category</i>		<i>Range</i>	<i>Environmental Damage</i>		<i>Decision Maker</i>			
Low		0-58	Little or none		Appropriate level			
Medium		59-117	Minor		Appropriate level			
High		118-149	Significant		Division Commander			
Extremely High		150-175	Severe		MACOM Commander			
Risk Categories								

b. A critical weakness in training is the failure to evaluate each task every time it is executed. The ARTEP concept is based on simultaneous training and evaluation. Too often, leaders do not practice continuous evaluation. Often, soldiers or small units are trained to perform a task to standard; then later, when they execute that task as part of an exercise, they execute it poorly or incorrectly and are not corrected. For this program to work, trainers and leaders must continually evaluate training during execution.

c. Leaders should emphasize direct, on-the-spot evaluations. Correcting poor performance during individual or small group training is easy to do. In higher-level exercises it is usually not feasible to do this with outside evaluators, but the opportunity for correction should not be overlooked. Plan AARs at

frequent, logical intervals during the exercises (usually after completing a major subordinate task). This is a proven technique that allows soldiers to correct performance shortcomings while they are still fresh in their minds and prevents reinforcement of bad habits.

d. FM 25-101 provides detailed instructions for conducting an AAR and detailed guidance on coaching and critiquing during training.

1-11. FEEDBACK. Recommendations for improvement of this MTP are requested. Feedback helps to ensure that this MTP answers the training needs of units in the field and parallel requirements by training and combat developers. There is a questionnaire at the end of this MTP to make it easier to send recommendations and comments.

Chapter 2

Training Matrixes

2-1. GENERAL. The training Matrix assists the commander in planning the training of his unit's personnel.

2-2. MISSION TO COLLECTIVE TASKS MATRIX. This matrix (Table 2-1), identifies the missions and the supporting collective tasks. The tasks are listed under the appropriate BOS, which are indicated by an X in the matrix. A specific mission is trained by identifying collective tasks in the vertical column for the mission. Based on the proficiency of the unit, training is focused on operational weaknesses. The mission identification table listed in Figure 2-1 provides mission identification for the unit.

- Conduct GS Class VII Supply Operations
- Defend Assigned Area
- Deploy Unit to a New Theater of Operations
- Establish Unit Area of Operations
- Redeploy Unit to Home Station
- Relocate Unit to a New Operating Site

Figure 2-1. Mission Identification Table

Table 2-1. Collective Task to Missions Matrix							
Collective Tasks		<i>Conduct GS Class VII Supply Operations</i>	<i>Defend Assigned Area</i>	<i>Deploy Unit to a New Theater of Operations</i>	<i>Establish Unit Area of Operations</i>	<i>Redeploy Unit to Home Station</i>	<i>Relocate Unit to a New Operating Site</i>
Deploy/Conduct Maneuver							
63-2-4002	Prepare Unit to Move					x	x
63-2-4003	Conduct Tactical Road March						x
63-2-4008	Perform Advance/Quartering Party Activities				x		x
63-2-4009	Occupy New Operating Site				x		
63-2-4550	Set Up Unit Headquarters, Dining Facility, and Bivouac Areas				x		
63-2-4801	Perform Deployment Alert Activities			x			
63-2-4802	Perform Human Resources Predeployment Activities			x			
63-2-4803	Perform Predeployment Training Activities			x			

Table 2-1. Collective Task to Missions Matrix							
Collective Tasks		<i>Conduct GS Class VII Supply Operations</i>	<i>Defend Assigned Area</i>	<i>Deploy Unit to a New Theater of Operations</i>	<i>Establish Unit Area of Operations</i>	<i>Redeploy Unit to Home Station</i>	<i>Relocate Unit to a New Operating Site</i>
63-2-4804	Perform Predeployment Supply Activities			x			
63-2-4805	Perform Predeployment Maintenance Activities			x			
63-2-4806	Prepare Vehicles and Equipment for Deployment			x			
63-2-4807	Prepare Unit for Nontactical Move			x		x	
63-2-4808	Conduct Nontactical Road March			x		x	
63-2-4809	Perform Seaport of Embarkation Activities for Deployment			x			
63-2-4810	Perform Aerial Port of Embarkation Activities for Deployment			x			
63-2-4811	Perform Aerial Port of Debarkation Activities for Deployment			x			
63-2-4812	Perform Seaport of Debarkation Activities for Deployment			x			
63-2-4813	Prepare Equipment Reception Team for Tactical Road March			x			
63-2-4814	Perform Redeployment Human Resources Actions					x	
63-2-4815	Perform Redeployment Training Activities					x	
63-2-4816	Perform Redeployment Supply Activities					x	
63-2-4817	Perform Redeployment Maintenance Activities					x	
63-2-4818	Prepare Vehicles and Equipment for Redeployment					x	
63-2-4819	Perform Seaport of Embarkation Activities for Redeployment					x	
63-2-4820	Perform Aerial Port of Embarkation Activities for Redeployment					x	

Table 2-1. Collective Task to Missions Matrix							
Collective Tasks		<i>Conduct GS Class VII Supply Operations</i>	<i>Defend Assigned Area</i>	<i>Deploy Unit to a New Theater of Operations</i>	<i>Establish Unit Area of Operations</i>	<i>Redeploy Unit to Home Station</i>	<i>Relocate Unit to a New Operating Site</i>
63-2-4821	Perform Aerial Port of Debarkation Activities for Redeployment					x	
63-2-4822	Perform Home Station Activities					x	
63-2-4823	Perform Seaport of Debarkation Activities for Redeployment					x	
63-2-4824	Perform Demobilization Station Activities					x	
63-2-4825	Conduct Integration Activities			x			
63-2-4826	Conduct Staging Activities			x			
Employ Firepower							
63-2-4307	Use Passive Air Defense Measures	x	x		x		x
63-2-4308	Take Active Air Defense Measures Against Hostile Aircraft	x	x				x
Protect the Force							
63-2-4005	Cross a Radiologically Contaminated Area						x
63-2-4006	Defend Convoy Elements						x
63-2-4011	Set Up Unit Defense				x		
63-2-4013	Prepare Unit for Nuclear, Biological, and Chemical Conditions				x		
63-2-4016	Employ Operations Security Measures	x	x	x	x	x	x
63-2-4018	Perform Operational Decontamination	x					x
63-2-4019	Perform Thorough Decontamination	x					
63-2-4020	Respond to the Initial Effects of a Nuclear Attack	x					
63-2-4021	Defend Against a Level I Attack		x				
63-2-4022	Prepare Unit for Level II/III Threat		x				

Table 2-1. Collective Task to Missions Matrix							
Collective Tasks		<i>Conduct GS Class VII Supply Operations</i>	<i>Defend Assigned Area</i>	<i>Deploy Unit to a New Theater of Operations</i>	<i>Establish Unit Area of Operations</i>	<i>Redeploy Unit to Home Station</i>	<i>Relocate Unit to a New Operating Site</i>
63-2-4023	Conduct Hasty Displacement		x				
63-2-4024	Defend Unit Area		x				
63-2-4025	Perform Withdrawal Under Fire		x				
63-2-4026	Reorganize Unit Defense		x				
63-2-4027	Execute Battle Handover		x				
63-2-4028	Perform Area Damage Control Functions		x				
63-2-4202	Prepare Unit for a Chemical Attack	x					
63-2-4207	Perform Radiological Decontamination	x					
63-2-4226	Cross a Chemically Contaminated Area						x
63-2-4306	Employ Physical Security Measures	x	x	x	x	x	x
63-2-4327	Prepare for a Friendly Nuclear Strike	x					
63-2-4328	Respond to the Residual Effects of a Nuclear Attack	x					
63-2-4334	Respond to a Chemical Attack	x					
63-2-4522	Destroy Supplies and Equipment						
Perform CSS and Sustainment							
08-2-0003.63-0001	Treat Casualties	x	x				x
10-2-0020	Set Up Maintenance Section				x		
10-2-0778	Receive, Store, and Issue Class VII Supplies	x					
10-2-4513	Perform Unit Mortuary Affairs Operations	x	x				x
63-2-4015	Provide Human Resources Support	x					
63-2-4056	Provide Food Service Support	x					
63-2-4303	Combat Battlefield Stress	x	x	x	x	x	x

Table 2-1. Collective Task to Missions Matrix							
Collective Tasks		<i>Conduct GS Class VII Supply Operations</i>	<i>Defend Assigned Area</i>	<i>Deploy Unit to a New Theater of Operations</i>	<i>Establish Unit Area of Operations</i>	<i>Redeploy Unit to Home Station</i>	<i>Relocate Unit to a New Operating Site</i>
63-2-4304	Process Enemy Prisoners of War		x				x
63-2-4305	Process Captured Documents and Equipment		X				x
63-2-4315	Perform Field Sanitation Functions	x					
63-2-4316	Transport Casualties	x	x				x
63-2-4326	Perform Risk Management Procedures	x	x	x	x	x	x
63-2-4514	Receive Resupply by Airdrop	x					
63-2-4515	Provide Unit Supply Support	x					
63-2-4516	Receive External Sling Load Resupply	x					
63-2-4552	Perform Unit-Level Maintenance	X			x		x
10-2-0716	Set Up Supply Operations Office				x		
10-2-0014	Set Up Supply Platoon Headquarters and Supply Section				x		
10-2-0774	Set Up Deprocessing Platoon				x		
10-2-0777	Perform Inspection and Deprocessing Operations	x					
Exercise Command and Control							
10-2-0715	Control Supply Operations	X					
42-2-0291	Direct Platoon Operations	x					
63-2-4001	Plan Unit Move					x	x
63-2-4007	Plan Occupation of New Area of Operations				x		
63-2-4010	Plan Unit Defense		x		x		
63-2-4014	Plan Area Damage Control Operations				x		
63-2-4017	Maintain Communications	x	x				x
63-2-4040	Establish Communications				x		
63-2-4827	Plan Unit Mobilization in a Peacetime Environment			x			

Table 2-1. Collective Task to Missions Matrix							
Collective Tasks		<i>Conduct GS Class VII Supply Operations</i>	<i>Defend Assigned Area</i>	<i>Deploy Unit to a New Theater of Operations</i>	<i>Establish Unit Area of Operations</i>	<i>Redeploy Unit to Home Station</i>	<i>Relocate Unit to a New Operating Site</i>
63-2-4828	Plan Unit Deployment Activities Upon Receipt of a Warning Order			x			
63-2-4829	Plan Unit Redeployment					x	
10-2-0775	Supervise Class VII Operations	x					

Chapter 3

Mission Outline

3-1. GENERAL. The mission outline illustrates the relationship between the missions and their supporting tasks.

3-2. MISSION OUTLINE. Since unit training is mission-oriented, the mission outline shows how task training contributes to the ability of this unit to perform its missions. The mission outline, Table 3-1, provides the commander with a visual outline of his unit's missions in a format that facilitates the planning and management of training.

Table 3-1. Heavy Materiel Supply Company MISSION OUTLINE FTX: PROVIDE GS CLASS VII SUPPLY	
Deploy Unit to a New Theater of Operations	
Employ Operations Security Measures	63-2-4016
Combat Battlefield Stress	63-2-4303
Employ Physical Security Measures	63-2-4306
Perform Risk Management Procedures	63-2-4326
Perform Deployment Alert Activities	63-2-4801
Perform Human Resources Predeployment Activities	63-2-4802
Perform Predeployment Training Activities	63-2-4803
Perform Predeployment Supply Activities	63-2-4804
Perform Predeployment Maintenance Activities	63-2-4805
Prepare Vehicles and Equipment for Deployment	63-2-4806
Prepare Unit for Nontactical Move	63-2-4807
Conduct Nontactical Road March	63-2-4808
Perform Sea Port of Embarkation Activities for Deployment	63-2-4809
Perform Aerial Port of Embarkation Activities for Deployment	63-2-4810
Perform Aerial Port of Debarkation Activities for Deployment	63-2-4811
Perform Sea Port of Debarkation Activities for Deployment	63-2-4812
Prepare Equipment Reception Team for Tactical Road March	63-2-4813
Conduct Integration Activities	63-2-4825
Conduct Staging Activities	63-2-4826
Plan Unit Mobilization In a Peacetime Environment	63-2-4827
Plan Unit Deployment Activities Upon Receipt of a Warning Order	63-2-4828

Table 3-1. Heavy Materiel Supply Company MISSION OUTLINE FTX: PROVIDE GS CLASS VII SUPPLY	
Relocate Unit to a New Operating Site	
Plan Unit Move	63-2-4001
Prepare Unit to Move	63-2-4002
Conduct Tactical Road March	63-2-4003
Cross a Radiologically Contaminated Area	63-2-4005
Defend Convoy Elements	63-2-4006
Perform Advance/Quartering Party Activities	63-2-4008
Employ Operations Security Measures	63-2-4016
Maintain Communications	63-2-4017
Perform Operational Decontamination	63-2-4018
Cross a Chemically Contaminated Area	63-2-4226
Combat Battlefield Stress	63-2-4303
Process Enemy Prisoners of War	63-2-4304
Process Captured Documents and Equipment	63-2-4305
Employ Physical Security Measures	63-2-4306
Use Passive Air Defense Measures	63-2-4307
Take Active Air Defense Measures Against Hostile Aircraft	63-2-4308
Transport Casualties	63-2-4316
Perform Risk Management Procedures	63-2-4326
Perform Unit Mortuary Affairs Operations	10-2-4513
Treat Casualties	08-2-0003.63-001
Perform Unit Level Maintenance	63-2-4552
Establish Unit Area of Operations	
Set Up Supply Platoon Headquarters and Supply Section	10-2-0014
Set Up Maintenance Section	10-2-0020
Set Up Supply Operations Office	10-2-0716
Set Up Deprocessing Platoon	10-2-0774
Plan Occupation of New Area of Operations	63-2-4007
Perform Advance/Quartering Party Activities	63-2-4008
Occupy New Operating Site	63-2-4009
Plan Unit Defense	63-2-4010
Set Up Unit Defense	63-2-4011
Set Up Logistics Operations Center	63-2-4012
Prepare Unit for Nuclear, Biological, and Chemical Conditions	63-2-4013
Plan Area Damage Control Operations	63-2-4014
Employ Operations Security Measures	63-2-4016
Establish Communications	63-2-4040
Combat Battlefield Stress	63-2-4303
Employ Physical Security Measures	63-2-4306
Use Passive Air Defense Measures	63-2-4307
Perform Risk Management Procedures	63-2-4326
Set Up Unit Headquarters, Dining Facility and Bivouac Areas	63-2-4550
Perform Unit Level Maintenance	63-2-4552

Table 3-1. Heavy Materiel Supply Company MISSION OUTLINE FTX: PROVIDE GS CLASS VII SUPPLY	
Conduct GS Class VII SUPPLY Operations	
Control Supply Operations	10-2-0715
Supervise Class VII Operations	10-2-0775
Perform Inspection and Deprocessing Operations	10-2-0777
Receive, Store, and Issue Class VII Operations	10-2-0778
Direct Platoon Operations	42-2-0291
Provide Personnel & Administrative Support	63-2-4015
Employ Operations Security Measures	63-2-4016
Maintain Communications	63-2-4017
Perform Operational Decontamination	63-2-4018
Perform Thorough Decontamination	63-2-4019
Respond to the Initial Effects of a Nuclear Attack	63-2-4020
Provide Food Service Support	63-2-4056
Prepare Unit for a Chemical Attack	63-2-4202
Perform Radiological Decontamination	63-2-4207
Combat Battlefield Stress	63-2-4303
Employ Physical Security Measures	63-2-4306
Use Passive Air Defense Measures	63-2-4307
Take Active Air Defense Measures Against Hostile Aircraft	63-2-4308
Perform Field Sanitation Functions	63-2-4315
Transport Casualties	63-2-4316
Perform Risk Management Procedures	63-2-4326
Prepare for a Friendly Nuclear Strike	63-2-4327
Respond to the Residual Effects of a Nuclear Attack	63-2-4328
Respond to a Chemical Attack	63-2-4334
Perform Unit Mortuary Affairs Operations	10-2-4513
Receive Resupply by Airdrop	63-2-4514
Provide Unit Supply Support	63-2-4515
Receive External Sling Load Resupply	63-2-4516
Treat Casualties	08-2-0003.63-0001
Perform Unit Level Maintenance	63-2-4552
Defend Assigned Area	
Plan Unit Defense	63-2-4010
Employ Operational Security Measures	63-2-4016
Maintain Communications	63-2-4017
Defend Against a Level I Threat	63-2-4021
Prepare Unit for Level II/III Threat	63-2-4022
Conduct Hasty Displacement	63-2-4023
Defend Unit Area	63-2-4024
Perform Withdrawal Under Fire	63-2-4025
Reorganize Unit Defense	63-2-4026
Execute Battle Handover	63-2-4027
Perform Area Damage Control Functions	63-2-4028
Combat Battlefield Stress	63-2-4303
Process Enemy Prisoners of War	63-2-4304
Process Captured Documents and Equipment	63-2-4305
Employ Physical Security Measures	63-2-4306

Table 3-1. Heavy Materiel Supply Company MISSION OUTLINE FTX: PROVIDE GS CLASS VII SUPPLY	
Use Passive Air Defense Measures	63-2-4307
Take Active Air Defense Measures Against Hostile Aircraft	63-2-4308
Transport Casualties	63-2-4316
Perform Risk Management Procedures	63-2-4326
Perform Unit Mortuary Affairs Operations	10-2-4513
Treat Casualties	08-2-0003.63-0001
Destroy Supplies and Equipment	63-2-4522
Redeploy Unit to Home Station	
Plan Unit Move	63-2-4001
Prepare Unit to Move	63-2-4002
Employ Operations Security Measures	63-2-4016
Combat Battlefield Stress	63-2-4303
Employ Physical Security Measures	63-2-4306
Perform Risk Management Procedures	63-2-4326
Prepare Unit for Nontactical Move	63-2-4807
Conduct Nontactical Road March	63-2-4808
Perform Redeployment Human Resource Actions	63-2-4814
Perform Redeployment Training Activities	63-2-4815
Perform Redeployment Supply Activities	63-2-4816
Perform Redeployment Maintenance Activities	63-2-4817
Prepare Vehicles and Equipment for Redeployment	63-2-4818
Perform Seaport of Embarkation Activities for Redeployment	63-2-4819
Perform Aerial Port of Embarkation Activities for Redeployment	63-2-4820
Perform Aerial Port of Debarkation Activities for Redeployment	63-2-4821
Perform Home Station Activities	63-2-4822
Perform Seaport of Debarkation Activities for Redeployment	63-2-4823
Perform Demobilization Station Activities	63-2-4824
Plan Unit Redeployment	63-2-4829

Chapter 4

Training Exercises

4-1. GENERAL. Training exercises train personnel to perform collective tasks. This MTP has two types of exercises: FTX and STX. These exercises assist unit leaders in developing, sustaining, and evaluating unit mission proficiency. This MTP has one FTX and six STXs (see Table 4-1).

Table 4-1. List of Exercises		
<i>Mission Number</i>	<i>Title</i>	<i>Page</i>
FTX	Provide GS Class VII Supply	4-2
63-2-E0020	Deploy Unit to a New Theater of Operations	4-12
63-2-E0021	Relocate Unit to a New Operating Area	4-16
63-2-E0022	Establish Unit Area of Operations	4-20
10-2-XXXX	Conduct GS Class VII Supply Operations	4-24
63-2-E0025	Defend Assigned Area	4-30
63-2-E0026	Redeploy Unit to Home Station	4-34

4-2. FIELD TRAINING EXERCISE. An FTX provides a training method for the unit to train personnel to perform an overall critical wartime mission. An FTX provides a logical sequence for the performance of tasks previously trained in STXs.

4-3. SITUATIONAL TRAINING EXERCISE. An STX is a short, scenario-driven, mission-oriented tactical exercise that trains a group of closely related and collective tasks. The unit commander may modify the STX based on local METT-TC and available personnel and equipment. The STX provides the information for training personnel to perform the missions that make up the overall critical wartime mission. The STX performs the following functions:

- a. Provides repetitive training on the missions.
- b. Allows training to focus on identified weaknesses.
- c. Allows the heavy materiel supply company to practice each supporting mission before the critical wartime mission.
- d. Saves time by providing a majority of information needed to develop a method for training.

4-4. SAFETY. During any training exercise, soldiers and leaders must be safety conscious. Evaluators and trainers have the responsibility to ensure all training is conducted within established safety constraints. Prior to each exercise, all personnel are briefed on specific safety measures to take during execution. See Chapter 1 paragraph 1-8 for specific safety concerns and details on risk management.

4-5. VISUALIZATION.

- a. Battle command is the art of battle decisionmaking and leading. It includes controlling operations and motivating soldiers and their organizations into action to accomplish missions. Armed with the knowledge of the current state and the desired end state, commanders visualize those actions necessary to achieve the desired future state then translate that visualization into action. It includes the following—
 - Assigning missions.
 - Prioritizing and allocating resources.
 - Selecting the critical time and place to act.
 - Knowing how and when to make adjustments during the fight.

b. Battlefield visualization is the mental process that supports the commander's decision-making process and his ability to anticipate support requirements. Using a vision of proposed support of combat operations allows the commander to know when he should make a decision. It is a continuous process that commences with receiving a warning order and continues through completing an operation.

c. Digital information systems have the capability of providing a clearer picture to the commander. Digital systems enhance the commander's ability to understand the current state of friendly and enemy forces. This extends beyond the knowledge of his physical location and includes environmental, readiness, and human considerations. It includes the ability to see and understand the dynamic relationship between supporters and supported as the commander leads his subordinate elements through the sequence of events.

d. The available digital information systems enhance the commander's situational awareness by providing an unprecedented level of friendly and enemy information. Commanders must recognize that the common, relevant picture produced by a myriad of information systems represent both known and estimated information, and is possibly flawed by human input. The commander must tailor this information with his judgment, intuition, and experience.

HEAVY MATERIEL SUPPLY COMPANY, SUPPLY AND SERVICE BATTALION FIELD TRAINING EXERCISE PROVIDE GS CLASS VII SUPPLY

1. **Objective.** This FTX is designed to provide the heavy materiel supply company with training in its critical wartime mission—Provide GS Class VII supply support. This unit must become proficient in deploying headquarters to a new theater of operations, relocating headquarters to a new operating area, establishing headquarters area of operations, defending assigned area, and redeploying headquarters to home station.

2. **Interface.**

a. This FTX supports the supply and service battalion FTX—Provide Direct and General Logistics on an Area Basis.

b. Training the following company STXs supports this FTX:

- (1) STX 63-2-E0020 Deploy Unit to a New Theater of Operations.
- (2) STX 63-2-E0021 Relocate Unit to a New Operating Site.
- (3) STX 63-2-E0022 Establish Unit Area of Operations.
- (4) STX 10-2-XXXX Conduct GS Class VII Operations.
- (5) STX 63-2-E0025 Defend Assigned Area.
- (6) STX 63-2-E0026 Redeploy Unit to Home Station.

3. **Training Enhancers.**

a. The training matrices in chapter 2 show the collective tasks that must be mastered to perform the heavy materiel supply company missions. The heavy materiel supply company's ability to perform its missions is improved by training in the following TO&E area:

Receive, store, maintain, deprocess (as required), and issue to divisional and nondivisional direct support and general support units Class VII items of equipment, excluding aircraft and medical, marine and railway mission-oriented equipment. It is responsible for storing, maintaining, and issuing a portion of Class VII theater reserve stocks, which may include a portion of the pre-positioned war reserve materiel stocks (PWRMS).

b. The tasks from Chapter 5, Training and Evaluation Outlines, are listed in Table 4-4. The heavy materiel supply company ARTEP should be held in conjunction with the headquarters, S&S Battalion ARTEP. The two elements of the unit and units that provide essential support to the headquarters during garrison and field operations should closely coordinate and develop an annual training plan, then habitually adhere to that plan. Commanders may conduct this training in garrison and the local training area (LTA) by the following methods:

- (1) Classroom activities.
 - (2) Map exercise (MAPEX) combined with a sand table exercise.
 - (3) Training exercise without troops (TEWT).
 - (4) Communications exercise (COMEX)/situational awareness exercise to practice battle command information procedures and operations using digital and analog communications, Transportation Coordinators' Automated Information for Movement Systems (TC-AIMS II), Movement Tracking System (MTS), and logistics Standard Army Management Information Systems (STAMIS). The unit should practice continuity of operations (COOP) techniques and procedures to develop manual procedures for use in the event of automation failure or disruption due to enemy action.
- c. Conduct additional training to establish confidence in the unit capabilities. Cohesiveness and trust between unit elements strengthens unit training. Foster an aggressive spirit in leaders and in the unit through the following activities:
- (1) Aggressive unit sports and physical fitness program.
 - (2) Leaders/individual confidence courses.
 - (3) Appropriate training films that have a positive, aggressive effect on the soldiers.
 - (4) Awareness of unit heritage.
- d. Develop cohesiveness and trust between the heavy materiel supply company and habitually supported elements to strengthen unit training.
- e. The FTX begins when a warning order is received and ends when the company returns to home station. AARs are conducted during the FTX as shown in Table 4-2. Table 4-2 includes a suggested scenario.
- f. Figure 4-1 illustrates the general sequence of tasks performed in this exercise. This exercise may be conducted under several options.
- (1) Conditional options in support of—
 - (a) Peacekeeping Operations.
 - (b) Humanitarian Operations.
 - (c) Small-scale Contingencies.
 - (d) Support Operations and Stability Operations.
 - (e) Major Theaters of War.
 - (f) NBC Environment.
 - (2) Operational options.
 - (a) Conduct self-defense operations (relocate, establish areas of operation, and defend assigned area).
 - (b) Conduct GS Class VII supply operations (receive, store, deprocess, and issue Class VII items of supply).
 - (c) Conduct force projection operations (deploy, and redeploy equipment and personnel).
4. General Situation.
- a. The heavy materiel supply company is organized as part of the supply and service (S&S) battalion. The S&S battalion may be organized as part of an area support group or a corps support group. The heavy materiel supply company coordinates its activities with those of the S&S battalion staff. The company commander is responsible for deploying, relocating, and establishing the headquarters area of operations; GS Class VII operations; defending the assigned area; and redeploying the headquarters to home station.
- b. The S&S battalion is alerted for deployment to a potentially hostile country. Personnel deploy by air; equipment deploys by sea and air. OPFOR is capable of inflicting Levels I, II, and III attacks and employing weapons of mass destruction (WMD) at sea and aerial ports of debarkation (SPOD, APOD), staging and marshaling areas, and along main supply routes (MSR). Heavy materiel supply company is prepared for OPFOR activity during reception, staging, onward movement, and integration (RSO&I)

operations; during establishment of the headquarters area of operations, and during the performance of GS Class VII operations. Headquarters, S&S battalion provides guidance to the heavy materiel supply company when a Level II/III threat is anticipated. Upon notification of a Level II/III attack, the heavy materiel supply company ceases GS Class VII operations and participates in defense of the unit area until battle handover to military police units or a tactical combat force (TCF) is accomplished.

c. This exercise is conducted under all environmental conditions, both day and night. The unit operates under threat of enemy assault by WMD, ground or air attack, indirect conventional fires, and electronic warfare. Friendly forces may employ nuclear weaponry.

d. This exercise is also conducted under threat of Level I, II, or III attacks.

5. Special Situation.

a. The S&S battalion commander issued the following warning order to the company commander and battalion staff:

"Be prepared to deploy the S&S battalion and subordinate companies to-----, vicinity-----, grid coordinates----- and establish subordinate elements and facilities at a new operating site to support the ---- and ----division(s) and attached units during combat/stability and support/peacekeeping operations. Be prepared to support within ----- hours of arrival at the new operating site. Be prepared to receive in attachment additional direct and general support elements/teams upon arrival in country. Coordinate with the CSG/ASG Director of Materiel/Logistics Operations Officer on logistics requirements. Coordinate with S2/3 to obtain task organization information. Rules of Engagement/Rules of Interaction are in effect as specified in OPLAN."

b. The company commander has issued the following warning order:

"The heavy materiel supply company has been designated for overseas deployment to a potentially hostile area. The heavy materiel supply company will deploy overseas NLT ----- to vicinity -----, coordinates -----, and provide GS Class VII support to divisional and nondivisional units. The deployment uniform is MOPP---. Begin your planning process for deploying the unit, relocating the unit to a new operating area, establishing a new logistics support area of operations, providing GS Class VII support, and defending the assigned area. This exercise will begin with receipt of this warning order and ends on notification from me."

Table 4-2. Heavy Materiel Supply Company, Supply and Service Battalion FTX, Provide GS Class VII Supply

Event	Action	Estimated Time	
1.	Receive and verify warning order		20 min
2.	Initiate recall plan		30 min
3.	Perform administrative soldier readiness processing (SRP) activities	3 hrs	
4.	Inspect unit vehicles and equipment	2 hrs	
5.	Load vehicles and equipment	3 hrs	
6.	After Action Review (AAR)	1 hr	
7.	Receive movement order		30 min
8.	Conduct nontactical road march	1 hr	
9.	Arrive at APOE/SPOE		10 min
10.	Perform embarkation activities	2 hrs	
11.	Arrive APOD/SPOD		30 min
12.	Perform debarkation activities	2 hrs	
13.	Perform staging and marshaling activities	2 hrs	
14.	Conduct theater reception activities	2 hrs	
15.	Coordinate theater integration activities	2 hrs	
16.	AAR	1 hr	
17.	Receive and verify warning order for onward movement		10 min
18.	Analyze mission		30 min

Table 4-2. Heavy Materiel Supply Company, Supply and Service Battalion FTX, Provide GS Class VII Supply

<i>Event</i>	<i>Action</i>	<i>Estimated Time</i>	
19.	Prepare movement plan	2 hrs	
20.	*Prepare occupation plan	1 hr	
21.	*Provide input to S2/3	1 hr	
22.	Organize march elements		30 min
23.	Conduct route reconnaissance	1 hr	
24.	*Prepare vehicles and equipment	1 hr	
25.	*Dismantle current operating site		
26.	Receive movement order		30 min
27.	Organize advance/quartering party		10 min
28.	Brief advance/quartering party		15 min
29.	Dispatch advance/quartering party		15 min
30.	Conduct advance/quartering party operations	4 hrs	
31.	AAR	1 hr	
32.	Conduct convoy operations to relocate to a new area	3 hrs	
33.	*Cross start point (SP)		10 min
34.	*Conduct road march		45 min
35.	*Cross contaminated area		45 min
36.	*Threat interdictions		40 min
37.	Continue convoy		45 min
38.	Cross release point (RP)		10 min
39.	AAR		30 min
40.	Establish unit headquarters and mission areas of operations	7 hrs	
41.	*Organize unit defense	2 hrs	
42.	*Establish unit NBC defense operations	1 hr	
43.	*Set up unit headquarters and bivouac areas	5 hrs	
44.	*Perform Human Resources support	2 hrs	
45.	*Perform field sanitation activities	2 hrs	
46.	Provide internal supply support	1 hr	
47.	Perform PMCS activities	2 hrs	
48.	Coordinate food service and unit maintenance support	4 hrs	
49.	AAR	1 hr	
50.	Conduct GS Class VII Support Operations	18 hrs	
51.	*Receive resupply by airdrop	2 hrs	
52.	*Receive resupply by external sling load	2 hrs	
53.	AAR	1 hr	
54.	Defend unit area	10 hrs	
55.	*Receive alert message		10 min
56.	*Occupy fighting positions		15 min
57.	*Increase perimeter manning		20 min
58.	*Assemble reaction forces		30 min
59.	*React to Level I threat		30 min
60.	*Respond to nuclear, biological, and chemical (NBC) attack		30 min
61.	*Perform decontamination and monitoring operations	2 hrs	
62.	Continue support of battalion headquarters	2 hrs	
63.	Receive notification of Level II/III ground attacks		10 min
64.	Increase defense preparations		30 min
65.	Defend against OPFOR attack	1 hr	
66.	*Detect threat		15 min
67.	*Engage threat		30 min

Table 4-2. Heavy Materiel Supply Company, Supply and Service Battalion FTX, Provide GS Class VII Supply			
Event	Action	Estimated Time	
68.	*Request indirect fire or close air support (CAS)		15 min
69.	*Disengage threat		30 min
70.	Conduct hasty displacement	1 hr	
71.	Handover battle to Tactical Combat Force (TCF)/Military Police (MP)		30 min
72.	Reorganize unit	1 hr	
73.	Conduct area damage control (ADC)	2 hrs	
74.	*Treat wounded	1 hr	
75.	*Evacuate wounded	1 hr	
76.	*Perform unit mortuary affairs operations	2 hrs	
77.	Reconstitute unit	3 hrs	
78.	AAR	1 hr	
79.	Receive and verify warning order for redeployment		30 min
80.	Perform administrative and SRP activities	1 hr	
81.	Turn in excess stocks	1 hr	
82.	Dismantle current operating site	2 hrs	
83.	Inspect vehicles and equipment	2 hrs	
84.	Load vehicles and equipment	3 hrs	
85.	AAR	1 hr	
86.	Receive movement order		30 min
87.	Conduct nontactical road march	1 hr	
88.	Arrive APOE/SPOE		10 min
89.	Perform staging activities	1 hr	
90.	Perform embarkation activities	1 hr	
91.	AAR	1 hr	
92.	Arrive APOD/SPOD		30 min
93.	Perform debarkation activities	1 hr	
94.	Perform staging activities		30 min
95.	Receive movement order		30 min
96.	Conduct nontactical road march	1 hr	
97.	Arrive home station		30 min
98.	Conduct home station activities	2 hrs	
99.	AAR-Final	2 hrs	
		Total Time:	105 hrs 25 min
Notes:			
<p>1. Events performed to standard, not time limitation. The time required to train an event varies based on METT-TC factors and the training proficiency of the unit.</p> <p>2. Additional time is required if large portions of the exercise are conducted at night, under limited visibility, or under mission oriented protective posture (MOPP) conditions.</p> <p>3. Time must be added to the exercise (sleeping time, eating time, and travel time to and from the training area).</p> <p>* Indicates time not added to the total time because tasks are performed simultaneously with other tasks.</p>			

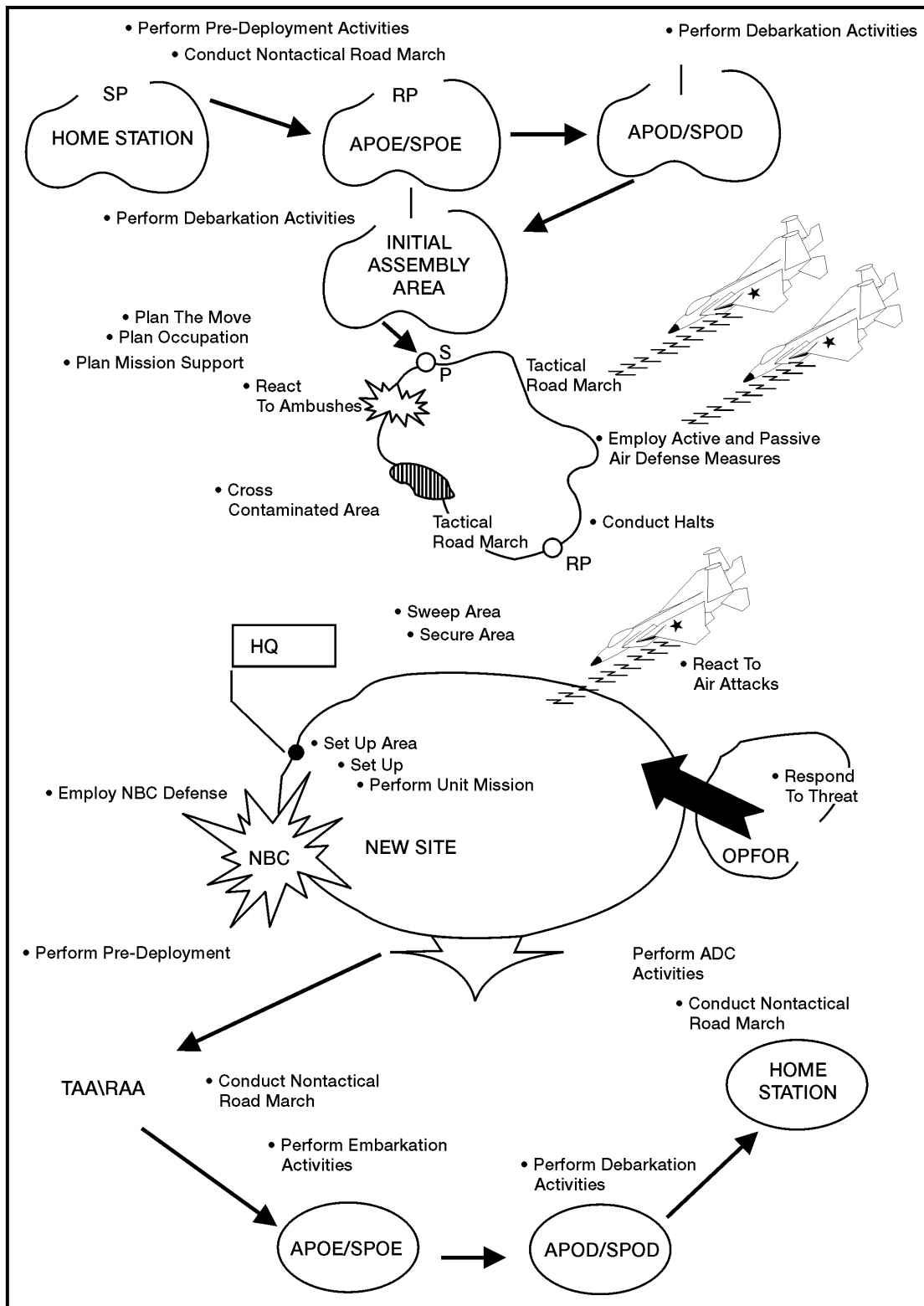


Figure 4-1. General Scenario Illustration

6. Support Requirements.

- a. Minimum Trainers/Evaluators. The commander, who will be the trainer and also the primary evaluator, conducts this exercise. At least one other evaluator is required with the opposing force (OPFOR). Evaluators may be selected from Headquarters, S&S battalion or sister GS supply organizations.
- b. Vehicles/Communications. Analog and digital communications equipment are needed for controllers/evaluators and the primary trainer. Radios and digital (if available) means of communications are required for OPFOR vehicles during operations. Each controller/evaluator reports directly to the primary trainer.
- c. Opposing Force. An OPFOR platoon (+) and one aircraft are required for Level II/III threat exercises. The OPFOR should be well trained in patrolling, assault, and guerrilla tactics. The OPFOR should have specific missions in the unit area.
- d. Maneuver Area. Depending on the LTA, it is desirable to have a training area with minimum dimensions of 1.5 kilometers by 1.5 kilometers. A road network is required that allows a road march of at least 10 kilometers. Appropriate sites are required to support the airdrop and sling load resupply tasks.
- e. Master Incident List (MIL). Prior to the FTX, the unit commander should develop a selection of individual and collective tasks to train. These tasks should be battle focused. The MIL frames the training within the context of the FTX. During the FTX, MIL items should be continually fed into proper channels. Input from the S&S battalion staff and OPFOR cause responses from the unit. A major purpose of this FTX is to drive the heavy materiel supply company and its subordinate elements to a simulated combat level of support requirements. The trainer should input MIL items using TC-AIMS II, CSSCS, MTS and other analog and digital communications.
- f. Using Units. In order to perform certain phases of this exercise, elements of the HQ, S&S battalion must participate.
- g. Supplementary Assets. Resupply activities require airdrop and slingload equipment, with aircraft to include helicopter.
- h. Consolidated Support Requirements. Table 4-3 shows the support needed to complete this FTX successfully.

Table 4-3. Consolidated Support Requirements for this FTX, Provide GS Class VII Supply

<i>Ammunition</i>	<i>Quantity</i>
5.56-mm SAW (Blank)	300 rds/wpn
5.56-mm SAW (Blank)	600 rds/wpn OPFOR
5.56 mm (Blank)	150 rds/wpn
5.56-mm (Blank)	300 rds/wpn OPFOR
40-mm (Blank)	120 rds/wpn
9-mm (Blank)	30 rds/wpn
.50 Caliber (Blank)	600 rds/wpn
Blank adapter	1 set/wpn
MILES	1 set/wpn
Smoke grenades	4 per platoon/section
Smoke grenades	4 per OPFOR
Simulators, booby trap	4 per unit
Claymore Mine (tng)	4-6 per unit
Simulators, hand grenades	10 per OPFOR
Anti-tank Weapon Effect Signature	1 per light anti-tank/anti-armor weapon

Table 4-3. Consolidated Support Requirements for this FTX, Provide GS Class VII Supply	
Ammunition	Quantity
Simulation (ATWESS)	(LAW) / M136 light anti-armor AT4
Claymore mine (training)	4-6 per OPFOR
Simulators, artillery (arty)	2 ea per trainer/evaluator
Simulators, arty	4 ea per OPFOR
FUEL	
Use known historical data or Operations Logistics Planner (OPLOGPLN) software. Multiply the pieces of equipment times the amount of fuel per mile or hour times the tentative operating mileage or hours.	
NBC equipment	
TOE equipment is used.	
Equipment	
All organic equipment to include TOE and common table of allowances (CTA) is authorized. Rail and aircraft loads are simulations. Airdrop and sling load tasks require coordination for appropriate training sites, scales and 463L pallet systems.	
Meals	3 per person per day IAW ration cycle
War wound moulage set	1 each
Helicopter for sling load	1 each
Aircraft for airdrop	1 each
Aircraft for simulated air attack	1 each
Fire Marker Control System	(When available)
Note: The consolidated support requirements outlined in this FTX are intended as suggestions only. Local policies or constraints may not allow for providing these items in the suggested amount.	

7. T&EO Sequence. Table 4-4 lists the T&EOs for this FTX.

Table 4-4. T&EOs from Chapter 5 to Use for Evaluating this FTX, Provide GS Class VII Supply		
Task	Task Number	Page
Set Up Supply Platoon Headquarters and Supply Section	10-2-0014	5-228
Set Up Maintenance Section	10-2-0020	5-184
Control Supply Operations	10-2-0715	5-234
Set Up Supply Operations Office	10-2-0716	5-226
Set Up Deprocessing Platoon	10-2-0774	5-230
Supervise Class VII Operations	10-2-0775	5-266
Perform Inspection and Deprocessing Operations	10-2-0777	5-228
Receive, Store and Issue Class VII Supplies	10-2-0778	5-186
Perform Unit Mortuary Affairs Operations	10-2-4513	5-188
Direct Platoon Operations	42-2-0291	5-238
Plan Unit Move	63-2-4001	5-241
Prepare Unit to Move	63-2-4002	5-5
Conduct Tactical Road March	63-2-4003	5-9
Cross a Radiologically Contaminated Area	63-2-4005	5-105

Table 4-4. T&EOs from Chapter 5 to Use for Evaluating this FTX, Provide GS Class VII Supply		
Task	Task Number	Page
Defend Convoy Elements	63-2-4006	5-111
Plan Occupation of New Area of Operations	63-2-4007	5-244
Perform Advance/Quartering Party Activities	63-2-4008	5-13
Occupy New Operating Site	63-2-4009	5-17
Plan Unit Defense	63-2-4010	5-246
Set Up Unit Defense	63-2-4011	5-241
Prepare Unit for Nuclear, Biological, and Chemical Conditions	63-2-4013	5-120
Plan Area Damage Control Operations	63-2-4014	5-250
Provide Human Resources Support	63-2-4015	5-192
Employ Operations Security Measures	63-2-4016	5-124
Maintain Communications	63-2-4017	5-252
Perform Operational Decontamination	63-2-4018	5-127
Perform Thorough Decontamination	63-2-4019	5-130
Respond to the Initial Effects of a Nuclear Attack	63-2-4020	5-133
Defend Against a Level I Attack	63-2-4021	5-136
Prepare Unit for Level II/III Threat	63-2-4022	5-139
Conduct Hasty Displacement	63-2-4023	5-141
Defend Unit Area	63-2-4024	5-143
Perform Withdrawal Under Fire	63-2-4025	5-147
Reorganize Unit Defense	63-2-4026	5-149
Execute Battle Handover	63-2-4027	5-151
Perform Area Damage Control Functions	63-2-4028	5-153
Provide Food Service Support	63-2-4056	5-195
Establish Communications	63-2-4040	5-256
Prepare Unit for a Chemical Attack	63-2-4202	5-156
Perform Radiological Decontamination	63-2-4207	5-158
Cross a Chemically Contaminated Area	63-2-4226	5-161
Combat Battlefield Stress	63-2-4303	5-200
Process Enemy Prisoners of War	63-2-4304	5-200
Process Captured Documents And Equipment	63-2-4305	5-204
Employ Physical Security Measures	63-2-4306	5-165
Use Passive Air Defense Measures	63-2-4307	5-100
Take Active Air Defense Measures Against Hostile Aircraft	63-2-4308	5-103
Perform Field Sanitation Functions	63-2-4315	5-206
Transport Casualties	63-2-4316	5-208
Perform Risk Management Procedures	63-2-4326	5-211
Prepare for a Friendly Nuclear Strike	63-2-4327	5-168
Respond to the Residual Effects of a Nuclear Attack	63-2-4328	5-170
Respond to a Chemical Attack	63-2-4334	5-173
Receive Resupply by Airdrop	63-2-4514	5-213
Provide Unit Supply Support	63-2-4515	5-215
Receive External Sling Load Resupply	63-2-4516	5-219
Treat Casualties	08-2-0003.63-0001	5-180
Destroy Supplies and Equipment	63-2-4522	5-177
Set Up Unit Headquarters Dining Facility and Bivouac Areas	63-2-4550	5-20
Perform Unit Level Maintenance	63-2-4552	5-222
Perform Deployment Alert Activities	63-2-4801	5-23
Perform Human Resources Predeployment Activities	63-2-4802	5-25

Table 4-4. T&EOs from Chapter 5 to Use for Evaluating this FTX, Provide GS Class VII Supply		
Task	Task Number	Page
Perform Predeployment Training Activities	63-2-4803	5-28
Perform Predeployment Supply Activities	63-2-4804	5-30
Perform Predeployment Maintenance Activities	63-2-4805	5-33
Prepare Vehicles and Equipment for Deployment	63-2-4806	5-36
Prepare Unit for Nontactical Move	63-2-4807	5-41
Conduct Nontactical Road March	63-2-4808	5-44
Perform Seaport of Embarkation Activities for Deployment	63-2-4809	5-47
Perform Aerial Port of Embarkation Activities for Deployment	63-2-4810	5-54
Perform Aerial Port of Debarkation Activities for Deployment	63-2-4811	5-54
Perform Seaport of Debarkation Activities for Deployment	63-2-4812	5-57
Prepare Equipment Reception Team for Tactical Road March	63-2-4813	5-60
Perform Redeployment Human Resources Actions	63-2-4814	5-63
Perform Redeployment Training Activities	63-2-4815	5-66
Perform Redeployment Supply Activities	63-2-4816	5-68
Perform Redeployment Maintenance Activities	63-2-4817	5-70
Perform Vehicles and Equipment for Redeployment	63-2-4818	5-73
Perform Seaport of Embarkation Activities for Redeployment	63-2-4819	5-78
Perform Aerial Port of Embarkation for Redeployment	63-2-4820	5-82
Perform Aerial Port of Debarkation Activities for Redeployment	63-2-4821	5-85
Perform Home Station Activities	63-2-4822	5-87
Perform Seaport of Debarkation Activities for Redeployment	63-2-4823	5-90
Perform Demobilization Station Activities	63-2-4824	5-93
Conduct Integration Activities	63-2-4825	5-95
Conduct Staging Activities	63-2-4826	5-97
Plan Unit Mobilization in a Peacetime Environment	63-2-4827	5-258
Plan Unit Deployment Activities Upon Receipt of a Warning Order	63-2-4828	5-261
Plan Unit Redeployment	63-2-4829	5-264

**HEAVY MATERIEL SUPPLY COMPANY, SUPPLY AND SERVICE BATTALION
SITUATIONAL TRAINING EXERCISE
DEPLOY UNIT TO A NEW THEATER OF OPERATIONS
STX 63-2-E0020**

1. Objective. This STX trains the unit to deploy itself and HQ, S&S battalion to a new theater of operations. This STX also provides the commander and key leaders with practice in planning, controlling, and coordinating headquarters and heavy materiel supply company deployment activities. The unit must become proficient in planning and preparing the unit for deployment operations.
2. Interface.
 - a. This STX supports the unit FTX—Provide GS Class VII Supply.
 - b. This STX supports the S&S battalion STX—Supervise Deployment of Subordinate Elements to a New Theater of Operations.
3. Training.
 - a. Leader training.
 - (1) This STX can be used to plan and implement deployment (land, sea, or air) of the heavy materiel supply company as a part of an FTX or a CPX.
 - (2) The TSOP and the T&EOs listed in this STX should be reviewed.
 - (3) The primary trainer should use a map of the area where the STX is to be conducted and a sandtable model to match the actual terrain, if possible.
 - (4) Command post exercises (CPX), command field exercises (CFX), and TEWTs provide ground training for leaders. STXs support such exercises.
 - (5) Simulations and games teach leaders as part of a continuing officer and NCO development program.
 - (6) Tips for leader training.
 - (a) Leaders should familiarize themselves with the procedures for planning and executing deployment operations. Leaders should also familiarize themselves with the installation SOP for supporting unit deployments.
 - (b) Leaders should conduct a personal reconnaissance of the training area where deployment activities take place.
 - (c) Leaders should review the heavy materiel supply company and S&S battalion deployment SOPs.
 - b. Tips for training.
 - (1) After the heavy materiel supply company demonstrates proficiency for the tasks in Table 4-5, this STX can be trained under several options.
 - (a) Inclement weather.
 - (b) Different modes of transportation.
 - (c) With or without OPFOR interdiction.
 - (d) With or without NBC conditions.
 - (e) Day or night.
 - (f) Movement over single or multiple routes.
 - (2) The heavy materiel supply company must become proficient in the basics of planning and executing deployment before attempting complex options.
 - (3) After proficiency in this STX is reached, the heavy materiel supply company sustains proficiency by executing this STX as part of an FTX.

4. Training Enhancers.

- a. The commander, heavy materiel supply company, in coordination with headquarters, S&S battalion, secures deployment guidance, obtains pertinent SOPs, and reviews deployment outload planning.
- b. UMO/NCO updates unit deployment plans in coordination with unit leaders, headquarters, S&S battalion, and installation support elements.
- c. The S&S battalion S2/S3 provides the heavy materiel supply company with the deployment sequence.
- d. Unless otherwise approved by the senior OC, all reports and recommendations should be provided in hardcopy to the senior trainer for evaluation.
- e. This exercise begins with the receipt of a deployment warning order and ends when the unit is established in the theater of operations. AARs are conducted as shown in Table 4-5. This table includes a suggested scenario.

Table 4-5. Heavy Materiel Supply Company, Supply and Service Battalion STX 63-2-E0020, Deploy Unit to a New Theater of Operations

<i>Sequence</i>	<i>Event</i>	<i>Estimated time</i>	
1.	Receive warning order		10 min
2.	Verify warning order		10 min
3.	Initiate recall plan		30 min
4.	Perform administrative, supply, and SRP activities	3 hrs	
5.	*Establish local security		20 min
6.	Brief key personnel		30 min
7.	*Update movement, deployment, and marshaling area plans	2 hrs	
8.	AAR	1 hr	
9.	Assemble deployment teams		30 min
10.	Identify installation deployment support element		20 min
11.	Inspect vehicles and unit equipment	2 hr	
12.	*Conduct showdown inspections	1 hr	
13.	Prepare vehicles and equipment	4 hrs	
14.	*Load vehicles and equipment	3 hrs	
15.	AAR	1 hr	
16.	Receive movement order		30 min
17.	Conduct non tactical road march	1 hr	
18.	Arrive at APOE/SPOE		10 min
19.	Perform embarkation activities	2 hrs	
20.	Arrive at APOD/SPOD		30 min
21.	Perform debarkation activities	2 hrs	
22.	Perform staging and marshalling activities	2 hr	
23.	Conduct theater reception operations	2 hrs	
24.	Coordinate theater integration activities	2 hrs	
25.	AAR	1 hr	
26.	Receive and verify movement order		30 min
27.	Update movement plan	1 hr	
28.	Conduct route reconnaissance	1 hr	
29.	Perform advance/quartermaster party activities	2 hrs	
30.	Conduct tactical road march	1 hr	
31.	Defend convoy element		30 min
32.	Continue convoy		45 min
33.	Cross RP		15 min

**Table 4-5. Heavy Materiel Supply Company,
Supply and Service Battalion
STX 63-2-E0020, Deploy Unit to a New Theater of Operations**

<i>Sequence</i>	<i>Event</i>	<i>Estimated time</i>	
34.	AAR	1 hr	
35.	Perform set up activities	3 hrs	
36.	Final AAR	2 hrs	
Total Time: 39 hrs 20 min			

Notes:

1. Events performed to standard, not time limitation. The time required to train an event varies based on METT-TC factors and the training proficiency of the unit.
 2. Additional time is required if large portions of the exercise are conducted at night, under limited visibility, or under mission oriented protective posture (MOPP) conditions.
 3. Time must be added to the exercise (sleeping time, eating time, and travel time to and from the training area).
- * Indicates time not added to the total time because tasks are performed simultaneously with other tasks.

5. General Situation.

- a. The heavy materiel supply company is currently located at its home station. The unit is under the command and control of headquarters, S&S battalion. Its mission is to provide GS Class VII support to divisional and nondivisional units.
- b. Heavy materiel supply company section leaders and battalion staff OICs/NCOICs provide personnel and equipment status reports.
- c. The installation provides required deployment support.
- d. APODs, SPODs and the OCONUS location are identified.

6. FRAGO. The commander issues the following FRAGO:

"We have been alerted to deploy the unit to a new location OCONUS with HQ, S&S battalion. The new OCONUS location is ----- vicinity ----- (grid coordinates). The deployment uniform is MOPP--. Execute our deployment plan. Be prepared to deploy within ----- hours."

7. Support Requirements.

- a. Minimum Trainer and Observer Controller Requirement. This exercise should be conducted with the unit commander as the trainer and primary OC. If possible, there should be an evaluator with company headquarters and the food service section.
- b. Opposing Force:
 - (1) The OPFOR is not required for this situational training exercise, but may be used to attack the convoy.
 - (2) The OPFOR should have specific missions and be controlled, if and whenever used.
 - (3) The MILES can be used or the OCs can assess damage to facilities, equipment, and personnel casualties.
- c. Vehicles and Communications. Vehicles and communications equipment organic to the unit are used. When OPFOR is employed, vehicles and radio for the OCs are used. Digital and analog communication systems are required for the OPFOR. Each controller/evaluator reports directly to the primary evaluator.
- d. Maneuver Area. Depending on the LTA, it is desirable to have an adequate training area for setting up operations, which is 1.5 kilometers by 1.5 kilometers. A road network is required that allows a road march of at least 10 kilometers.
- e. Master Incident List. During this STX, MIL is essential to provide input to drive unit actions. The trainer should input MIL using TC-AIMS II, CSSCS, MTS, analog and digital communication systems.

Consolidated support requirements. Table 4-6 shows the suggested support requirements for this STX.

Table 4-6. Consolidated Support Requirements for STX 63-2-E0020, Deploy Unit to a New Theater of Operations	
Ammunition	Quantity
5.56 mm SAW (Blank)	300 rds/wpn
5.56 mm SAW (Blank)	600 rds/wpn OPFOR
5.56 mm (Blank)	30 rds/wpn
5.56 mm (Blank)	60 rds/wpn OPFOR
40 mm (Blank)	20 rds/wpn
9 mm (Blank)	10 rds/wpn
.50 Cal (Blank)	100 rds/wpn
Blank adapter	1 set/wpn
MILES	1 set/wpn
ATWESS	1 per LAW / AT4
Simulators, arty	None per trainer/evaluator
FUEL	
Use known historical data or Operations Logistics Planner (OPLOGPLN) software. Multiply the pieces of equipment times the amount of fuel per mile or hour times the tentative operating mileage or hours.	
NBC EQUIPMENT	
TOE equipment is used.	
EQUIPMENT	
All organic equipment to include authorized TOE and CTA is used. Rail and aircraft loads are simulations.	
OTHER	
Meals	3 per person per day IAW ration cycle
NOTE: The consolidated support requirements outlined in this STX are intended as suggestions only. The actual firing of blank ammunition is not necessary to train this STX. However, local policies or constraints may not allow these items in the suggested amount.	

8. T&EO Sequence. Table 4-7 lists the T&EOs for this STX.

Table 4-7. T&EOs from Chapter 5 to Use in Evaluating STX 63-2-E0020, Deploy Unit to a New Theater of Operations		
Task	Task Number	Page
Employ Physical Security Measures	63-2-4016	5-124
Combat Battlefield Stress	63-2-4303	5-200
Employ Physical Security Measures	63-2-4306	5-165
Perform Risk Management Procedures	63-2-4326	5-211
Perform Deployment Alert Activities	63-2-4801	5-23
Perform Human Resources Predeployment Activities	63-2-4802	5-25
Perform Predeployment Training Activities	63-2-4803	5-28
Perform Predeployment Supply Activities	63-2-4804	5-30
Perform Predeployment Maintenance Activities	63-2-4805	5-33
Prepare Vehicles and Equipment for Deployment	63-2-4806	5-36
Prepare Unit for Nontactical Move	63-2-4807	5-41
Conduct Nontactical Road March	63-2-4808	5-44
Perform Seaport of Embarkation Activities for Deployment	63-2-4809	5-47

**Table 4-7. T&EOs from Chapter 5 to Use in Evaluating STX 63-2-E0020,
Deploy Unit to a New Theater of Operations**

<i>Task</i>	<i>Task Number</i>	<i>Page</i>
Perform Aerial Port of Embarkation Activities for Deployment	63-2-4810	5-54
Perform Aerial Port of Debarkation Activities for Deployment	63-2-4811	5-54
Perform Seaport of Debarkation Activities for Deployment	63-2-4812	5-57
Prepare Equipment Reception Team for Tactical Road March	63-2-4813	5-60
Conduct Integration Activities	63-2-4825	5-95
Conduct Staging Activities	63-2-4826	5-97
Plan Unit Mobilization in a Peacetime Environment	63-2-4827	5-258
Plan Unit Deployment Activities Upon Receipt of a Warning Order	63-2-4828	5-261

**HEAVY MATERIEL SUPPLY COMPANY, SUPPLY AND SERVICE BATTALION
SITUATION TRAINING EXERCISE
RELOCATE UNIT TO A NEW OPERATING AREA
STX 63-2-E0021**

1. Objective. This STX trains the unit in planning, coordinating, and relocating itself and HQ, S&S battalion to a new operating site. This STX provides the commander and key leaders practice in selecting routes, ground convoy planning, advance/quartermen party planning, coordinating required support for the move, and controlling movement. The unit must become proficient in planning and preparing to relocate to a new operating site.
2. Interface.
 - a. This STX supports the unit FTX—Provide GS Class VII Supply.
 - b. This STX supports the S&S battalion STX—Supervise Relocation of Subordinate Elements and Sustainment Resources.
3. Training.
 - a. Leader Training.
 - (1) This STX can be used to plan and implement movement of the heavy materiel supply company as part of a CPX or FTX.
 - (2) The TSOP and the T&EOs listed in this STX should be reviewed.
 - (3) CPX, CFX, and TEWT provide ground training for leaders when selected STXs are used.
 - (4) Situational awareness should be maintained throughout actual convoy movement using the real time on the move capability of digital systems.
 - (5) Tips for leader training.
 - (a) Leaders should familiarize themselves with the procedures for planning and executing movement.
 - (b) The heavy materiel supply company TSOP should be reviewed.
 - (c) A personal reconnaissance should be conducted, if possible, of the training area where movement and unit establishment will be performed.
 - b. Tips for Training.
 - (1) After the heavy materiel supply company demonstrates proficiency for the tasks in Table 4-8, this STX can be trained under several options.
 - (a) Elements moving over single or multiple routes.
 - (b) With or without OPFOR interdiction.
 - (c) With or without NBC environment.
 - (d) Day or night.
 - (e) Single or multiple lift moves.

(2) The heavy materiel supply company must become proficient in planning and conducting the movement and relocation of the unit before attempting complex options.

(3) After proficiency in this STX is reached, the heavy materiel supply company sustains proficiency by executing this STX as part of an FTX.

4. Training Enhancers.

a. The heavy materiel supply company commander determines movement priorities based on the S&S battalion commander's guidance, type of operations, and his judgment. The enemy situation affects the security requirements. The unit must prepare at any time to contend with automation failure, take countermeasures to electronic warfare, defend against air, ground, or terrorist threat attacks during daylight or darkness, and prepare to respond appropriately to enemy or friendly nuclear, biological, or chemical operations.

b. The unit plans the move in conjunction with headquarters, S&S battalion.

c. Unless otherwise approved by the chief OC, all reports and recommendations should be provided in hard copy to the senior trainer for evaluation.

d. This exercise begins receiving a warning order and ends after briefing the commander. AARs are conducted as shown in Table 4-8. The table includes a suggested scenario.

**Table 4-8. Heavy Materiel Supply Company,
Supply and Service Battalion
STX 63-2-E0021, Relocate Unit to a New Operating Area**

Sequence	Event	Estimated Time	
1.	Receive warning order		15 min
2.	Prepare to move		50 min
3.	Issue FRAGO		10 min
4.	*Dispatch advance/quartering party		20 min
5.	Dismantle area	2 hrs	
6.	Organize march unit(s)		30 min
7.	Cross SP		10 min
8.	Conduct road march	1 hr	
9.	Cross contaminated area		45 min
10.	Perform hasty decontamination	1 hr	
11.	AAR	1 hr	
12.	Continue road march		15 min
13.	Respond to air attacks		30 min
14.	Respond to OPFOR ambush	1 hr	
15.	AAR	1 hr	
16.	Continue road march		15 min
17.	Perform thorough decontamination	2 hrs	
18.	Cross RP		10 min
19.	Verify closing reports	1 hr	
20.	Brief commander		30 min
21.	Conduct final AAR	1 hr	
Total Time: 15 hrs 20 min			

**Table 4-8. Heavy Materiel Supply Company,
Supply and Service Battalion
STX 63-2-E0021, Relocate Unit to a New Operating Area**

<i>Sequence</i>	<i>Event</i>	<i>Estimated Time</i>
Notes		
<p>1: Events performed to standard, not time limitation. The time required to train an event varies based on METT-TC and the training proficiency of the unit.</p> <p>2: Additional time is required if large portions of the exercise are conducted at night, under limited visibility, or under mission oriented protective posture (MOPP) conditions.</p> <p>3: Time must be added to the exercise (sleeping time, eating time, and travel time to and from the training area).</p> <p>* Indicates time not added to the total time because tasks are performed simultaneously with other tasks.</p>		

5. General Situation.

- a. The heavy materiel supply company is deployed in a combat zone. Its mission is to provide GS Class VII Supply.
- b. Pertinent maps and engineer overlays are available.
- c. The advance party will perform route reconnaissance.
- d. The OPFOR is capable of launching air or ground attacks, employing NBC agents, and engaging in Electronic Warfare (EW).
- e. Major deviation(s) from the displacement plan may occur.
- f. This exercise is conducted in all environmental conditions.

6. FRAGO. The commander issues the following FRAGO:

"We will convoy to our new area of operations. The enemy has the capability to interdict our movement along the entire main supply route. Maintain march discipline and proper distance between vehicles and serials. Be prepared for immediate action drills in case of ambush. Serial commanders will maintain communications with me using digital communications and report to me enemy activity or any other activity that impedes the progress of the unit. All serials report in as you reach each designated checkpoint. Uniform remains MOPP----. S&S battalion S2/S3 states there is a contaminated area on the current route of march vicinity ----. Our convoy will be rerouted at checkpoint -- to the alternate MSR. All serials will report upon closure at the new operating site."

7. Support Requirements.

- a. Minimum Trainer/OCs. This exercise should be conducted with the unit commander as the trainer and primary OC. If possible, there should be an evaluator with each serial.

- b. Opposing Force:

- (1) OPFOR may, or may not, be required when the exercise is conducted as part of a CPX. OPFOR should be used if the exercise is part of an FTX.

- (2) OPFOR should have specific missions and be controlled when used.

- (3) MILES can be used, or the OC can assess damage to the unit.

- c. Vehicles and Communications. Vehicles and digital and analog communications equipment organic to the unit are used. When employing an OPFOR, use a vehicle and analog and digital communications for the OC. Digital and analog means of communication are required for OPFOR vehicles during operations. Each controller/evaluator reports directly to the primary evaluator.

- d. Maneuver Area. A training area of sufficient size, approximately 1.5 kilometers by 1.5 kilometers is needed to support the number of vehicles and equipment in the unit. A road network is required that allows a road march of at least 20 kilometers. Vegetation and terrain should allow cover and concealment for facilities, vehicles, and equipment.

- e. Master Incident List. During the STX, MIL is essential to provide input to drive unit actions. The Trainer inputs MIL using TC-AIMS II, CSSCS, MTS, analog and digital communication.

- f. Consolidated Support Requirements. Table 4-9 shows the suggested support requirements for this STX.

Table 4-9. Consolidated Support Requirements for STX 63-2-E0021, Relocate Unit to a New Operating Area	
Ammunition	Quantity
5.56 mm SAW (Blank)	300 rds/wpn
5.56 mm SAW (Blank)	600 rds/wpn OPFOR
5.56 mm (Blank)	150 rds/wpn
5.56 mm (Blank)	300 rds/wpn OPFOR
40 mm (Blank)	120 rds/wpn
9 mm (Blank)	30 rds/wpn
.50 Cal (Blank)	600 rds/wpn
Blank adapter	1 set/wpn
MILES	1 set/wpn
Smoke grenades	4 per platoon/section
Smoke grenades	4 per OPFOR
Simulators, booby trap	4 per unit
Claymore mine (tng)	4-6 per unit
Simulators, hand grenades	10 per OPFOR
ATWESS	1 per LAW / AT4
Claymore mine (tng)	4-6 per OPFOR
Simulators, arty	2 per trainer/evaluator
Simulators, arty	4 per OPFOR
Use known historical data or Operations Logistics Planner (OPLOGPLN) software. Multiply the pieces of equipment times the amount of fuel per mile or hour times the tentative operating mileage or hours.	
NBC EQUIPMENT	
TOE equipment is used.	
EQUIPMENT	
All organic equipment to include TOE and CTA authorized. Rail and aircraft loads are simulations.	
OTHER	
Meals	3 per person per day IAW ration cycle
War wound moulage set	1 ea
Aircraft for simulated air attack	1 ea
Fire Marker Control System	(When available)
Note: The consolidated support requirements outlined in this STX are intended as suggestions only. The actual firing of blank ammunition is not necessary to train this STX. However, local policies or constraints may not allow these items in the suggested amount.	

8. T&EO Sequence. Table 4-10 lists the T&EOs for this STX.

Table 4-10. T&EOs from Chapter 5 to Use in Evaluating STX 63-2-E0021, Relocate Unit to a New Operating Area		
Task	Task Number	Page
Plan Unit Move	63-2-4001	5-241
Prepare Unit to Move	63-2-4002	5-5
Conduct Tactical Road March	63-2-4003	5-9
Cross a Radiologically Contaminated Area	63-2-4005	5-105
Defend Convoy Elements	63-2-4006	5-111

**Table 4-10. T&EOs from Chapter 5 to Use in Evaluating STX 63-2-E0021,
Relocate Unit to a New Operating Area**

<i>Task</i>	<i>Task Number</i>	<i>Page</i>
Perform Advance/Quartermen Party Activities	63-2-4008	5-13
Provide Human Resources Support	63-2-4015	5-192
Employ Operations Security Measures	63-2-4016	5-124
Maintain Communications	63-2-4017	5-252
Perform Operational Decontamination	63-2-4018	5-127
Cross a Chemically Contaminated Area	63-2-4226	5-161
Combat Battlefield Stress	63-2-4303	5-200
Process Enemy Prisoners of War	63-2-4304	5-202
Process Captured Documents And Equipment	63-2-4305	5-204
Employ Physical Security Measures	63-2-4306	5-165
Use Passive Air Defense Measures	63-2-4307	5-100
Take Active Air Defense Measures Against Hostile Aircraft	63-2-4308	5-103
Transport Casualties	63-2-4316	5-208
Perform Risk Management Procedures	63-2-4326	5-211
Perform Unit Mortuary Affairs Operations	10-2-4513	5-188
Treat Casualties	08-2-0003.63-0001	5-180
Perform Unit Level Maintenance	63-2-4552	5-222

**HEAVY MATERIEL SUPPLY COMPANY, SUPPLY AND SERVICE BATTALION
SITUATIONAL TRAINING EXERCISE
ESTABLISH UNIT AREA OF OPERATIONS
STX 63-2-E0022**

1. Objective. This STX is designed to train the heavy materiel supply company in establishing its headquarters and mission support areas of operations (AOs) after a tactical move. It also provides the company commander and key leaders practice in planning, coordinating, and supervising the establishment of unit operational areas in a field or MOUT environment. Company personnel must become proficient in occupying and setting up the headquarters area for command and control functions, life support areas, GS Class VII support operations, unit supply, and food service operations. This STX combines the elements of advance/quartermen party functions, site occupation, NBC and EW countermeasures, preparing and establishing support areas and defensive positions, command and control, bivouac, and administrative areas.
2. Interface.
 - a. This STX supports the unit FTX—Provide GS Class VII Supply.
 - b. This STX supports the S&S BN STX—Supervise Establishment of Subordinate Elements and Facilities.
3. Training.
 - a. Leader Training.
 - (1) This STX can be used to plan and execute unit buildup to mission capability in a new area as part of a CPX or FTX.
 - (2) The TSOP and the T&EOs in this STX should be reviewed.
 - (3) Leaders should use a map of the actual area where the STX is to be conducted, and a sand table model to match the actual terrain, if possible.
 - (4) Tips for leader training.
 - (a) Leaders should familiarize themselves with the doctrinal procedures for advance/quartermen party planning and coordination, preparing the occupation plan, planning area defense, directing the establishment of defense areas, planning area damage control (ADC), selecting the

Support Operations Office location, directing establishment of mission, administrative and bivouac areas, and directing EW and NBC countermeasures.

(b) The heavy materiel supply company should review the unit and S&S battalion TSOP.

(c) A personal reconnaissance should be conducted, if possible, of the training area where movement and establishment will be performed.

b. Tips for Training.

(1) After the heavy materiel supply company demonstrates proficiency for the tasks in Table 4-11, this STX can be trained under several options.

(a) With or without OPFOR interdiction.

(b) With or without NBC conditions.

(c) In a field or military operations in urban terrain (MOUT) environment.

(2) The heavy materiel supply company must become proficient in the doctrine and tactics, techniques and procedures (TTP) for establishing its operational areas, command and control facilities, and operational areas before attempting complex options.

(3) After proficiency in this STX is reached, the heavy materiel supply company sustains proficiency by executing this STX as part of an FTX.

4. Training Enhancers.

a. The heavy materiel supply company commander should have conducted a tactical road march prior to this STX. The unit must be prepared at any time to take countermeasures to EW and automation failure, defend against air, ground, or terrorist attacks during daylight or darkness and to respond appropriately to enemy or friendly NBC operations.

b. The unit establishes the new operating site IAW the TSOP. When the site is operational, the S&S battalion S2/S3 is notified that the unit is prepared to perform its operational mission.

c. Unless otherwise approved by the chief OC, all reports and recommendations should be provided in hard copy to the senior trainer for evaluation.

d. This exercise begins when the unit advance/quartering party arrives at the new site and ends when the unit area is established. AARs are conducted as shown in Table 4-11. This table includes a suggested scenario.

**Table 4-11. Heavy Materiel Supply Company, Supply and Service Battalion
STX 63-2-E0022, Establish Unit Area of Operations**

Sequence	Event	Estimated time	
1.	Conduct quartering/advance party activities	2 hrs	
2.	*Set up defensive positions	1 hr	30 min
3.	Set up command post	1 hr	
4.	Set up logistics operations center	1 hr	
5.	Establish unit operating areas	4 hrs	
6.	Coordinate field feeding and unit maintenance support	1 hr	
7.	*Set up administrative and bivouac areas	1 hr	
8.	Issue FRAGO		10 min
9.	AAR	1 hr	
Total Time: 10 hrs 10 min			
Notes:			
<p>1: Events performed to standard, not time limitation. The time required to train an event varies based on METT-TC factors and the training proficiency of the unit.</p> <p>2: Additional time is required if large portions of the exercise are conducted at night, under limited visibility, or under mission oriented protective posture (MOPP) conditions.</p> <p>3: Time must be added to the exercise (sleeping time, eating time, and travel time to and from the training area).</p> <p>* Indicates time not added to the total time because tasks are performed simultaneously with other tasks.</p>			

5. General Situation.

- a. The advance/quartering party has performed preliminary security and organization of the new site. The unit elements follow. They establish operations and defend at any time during setup.
- b. A site reconnaissance has been performed.
- c. Tentative support area layout plan and defense plan is available.
- d. Sufficient supplies and equipment are available.
- e. NBC detection equipment is available.
- f. This exercise is conducted in all environmental conditions.
- g. The OPFOR has the potential to conduct ground, air, and NBC warfare.
- h. The exercise is conducted in a field site or MOUT environment.

6. FRAGO. The commander issues the following FRAGO:

"We will perform our mission from our new location for the next ---- days. The enemy is capable of mounting small-scale attacks throughout the area of operation and also of bringing indirect fire upon us. Get the mission areas, to include the Supply Operations Office set up and operational immediately followed by administrative and bivouac areas. Get voice and digital communications in quickly with, and among staff sections, Company CP, and attached units. Use cover and concealment to mask our activities and strict enforcement of light and noise discipline. Get your OPs/LPs out. I want a system in place to give early warning in case of attack and to deny local national access to our areas. Personnel will remain at MOPP—based on enemy threat capabilities. We'll prepare and coordinate the defense plans for the new site."

7. Support Requirements.

- a. Minimum Trainer and OCs. Conduct this exercise with the unit commander as the trainer and primary OC. If possible, there should be an evaluator with each company section.
- b. Opposing Force:
 - (1) The OPFOR should not be more than platoon size with crew-served weapons.

- (2) OPFOR should be well trained in threat tactics, have specific missions, and be controlled when used.
- (3) The MILES can be used, or the OC can assess damage to the unit.
 - c. Vehicles and Communications. Use vehicles and analog and digital communications equipment organic to the unit. When employing an OPFOR, use a vehicle and analog and digital communications for the OC.
 - d. Maneuver Area. Depending upon the LTA, it is desirable to have an adequate training area that is approximately 1.5 kilometers by 1.5 kilometers.
 - e. Master Incident List. During the STX, MIL is essential to provide input to drive unit actions. The trainer should input MIL using TC-AIMS II, CSSCS, MTS, analog and digital communication systems.
 - f. Consolidated Support Requirements. Table 4-12 shows the suggested support requirements for this STX.

Table 4-12. Consolidated Support Requirements for STX 63-2-E0022, Establish Unit Area of Operations

<i>Ammunition</i>	<i>Quantity</i>
5.56 mm SAW (Blank)	300 rds/wpn
5.56 mm SAW (Blank)	600 rds/wpn OPFOR
5.56 mm (Blank)	90 rds/wpn
5.56 mm (Blank)	180 rds/wpn OPFOR
40 mm (Blank)	60 rds/wpn
9 mm (Blank)	30 rds/wpn
50 Cal (Blank)	300 rds/wpn
Blank adapter	1 set/wpn
MILES	1 set/wpn
Smoke grenades	4 per platoon/section
Smoke grenades	4 per OPFOR
Simulators, booby trap	4 per unit
Claymore Mine (tng)	4-6 per unit
Simulators, hand grenades	10 per OPFOR
ATWESS	1 per LAW / AT4
Claymore Mine (tng)	4-6 per OPFOR
Simulators, arty	2 per trainer/evaluator
Simulators, arty	4 per OPFOR
<i>FUEL</i>	
Use known historical data or Operations Logistics Planner (OPLOGPLN) software. Multiply the pieces of equipment times the amount of fuel per mile or hour times the tentative operating mileage or hours.	
<i>NBC EQUIPMENT</i>	
TOE equipment is used.	
<i>Equipment</i>	
All organic equipment to include TOE and CTA authorized. Rail and aircraft loads are simulations.	
<i>OTHER</i>	
Meals	3 per person per day IAW ration cycle
War Wound Moulage Set	1 ea
Aircraft for simulated air attack	1 ea
Fire Marker Control System	(When available)

**Table 4-12. Consolidated Support Requirements for STX 63-2-E0022,
Establish Unit Area of Operations**

<i>Ammunition</i>	<i>Quantity</i>
NOTE: The consolidated support requirements outlined in this STX are intended as suggestions only. The actual firing of blank ammunition is not necessary to train this STX. However, local policies or constraints may not allow for providing the items.	

8. T&EO Sequence. Table 4-13 lists the T&EOs for this STX.

**Table 4-13. T&EOs from Chapter 5 to Use in Evaluating STX 63-E0022,
Establish Unit Area of Operations**

<i>Task</i>	<i>Task Number</i>	<i>Page</i>
Set Up Supply Platoon Headquarters and Supply Section	10-2-0014	5-228
Set Up Maintenance Section	10-2-0020	5-184
Set Up Supply Operations Office	10-2-0716	5-226
Set Up Deprocessing Platoon	10-2-0774	5-230
Plan Occupation of New Area of Operations	63-2-4007	5-244
Perform Advance/Quartermen Party Activities	63-2-4008	5-13
Occupy New Operating Site	63-2-4009	5-17
Plan Unit Defense	63-2-4010	5-246
Set Up Unit Defense	63-2-4011	5-116
Prepare Unit for Nuclear, Biological, and Chemical Conditions	63-2-4013	5-120
Plan Area Damage Control Operations	63-2-4014	5-250
Employ Operations Security Measures	63-2-4016	5-124
Establish Communications	63-2-4040	5-256
Combat Battlefield Stress	63-2-4303	5-200
Employ Physical Security Measures	63-2-4306	5-165
Use Passive Air Defense Measures	63-2-4307	5-100
Perform Risk Management Procedures	63-2-4326	5-211
Set Up Unit Headquarters Dining Facility and Bivouac Areas	63-2-4550	5-20
Perform Unit Level Maintenance	63-2-4552	5-222

**HEAVY MATERIEL SUPPLY COMPANY, SUPPLY AND SERVICE BATTALION
SITUATIONAL TRAINING EXERCISE
CONDUCT GS CLASS VII OPERATIONS
10-2-XXXX**

1. Objective. This STX is designed to train the heavy materiel supply company in performing receipt, storage, deprocessing and issuing of Class VII supplies to divisional and nondivisional units. This STX also provides the commander and key leaders practice in planning, coordinating, and supervising GS Class VII supply and storage operations. The company must also become proficient in organizing defensive measures against threat Levels I, II, and III.
2. Interface.
 - a. This STX supports the unit FTX—Provide GS Class VII Supply.
 - b. This STX supports the S&S BN STX—Provide Direct and General Logistics Support on an Area Basis.
3. Training.

a. Leader Training.

(1) This STX can be used to plan and implement GS Class VII supply operations.

(2) The TSOP and the T&EOs listed in this STX should be reviewed. Conduct training in the following areas:

(a) Class VII materiel management.

(b) Class VII receipt, storage, and issue procedures.

(c) Class VII deprocessing.

(d) Preparing Class VII to a ready-to-issue standard.

(e) Preparing Class VII to a ready-to-fight standard (while assigned to the corps).

(f) Field sanitation functions.

(g) Level I defense procedures.

(h) NBC defense procedures.

(i) MHE operations.

(3) CPX, CFX, and TEWT provide ground training for leaders when the STX area is used.

Leaders should use a map of the actual area where the STX is to be conducted, and a sand table model to match the actual terrain, if possible.

(4) Games and simulations are developed to teach leaders as part of a continuing officer and NCO development program. They also are used to exercise command and control at various command and staff levels.

(5) Tips for leader training.

(a) Leaders should familiarize themselves with the doctrinal procedures for establishing operations in a field or MOUT environment and operating tactical feeding sites.

(b) The heavy materiel supply company should review the S&S battalion TSOP.

(c) A personal reconnaissance should be conducted, if possible, of the training area where support areas will be established.

d. Tips for Training.

(1) After the heavy materiel supply company demonstrates proficiency for the tasks in Table 4-14, this STX can be trained under several options.

(a) With or without OPFOR interdictions.

(b) With or without NBC conditions.

(c) In a field or MOUT environment.

(d) Day or night.

(2) The heavy materiel supply company must become proficient in receiving, storing, deprocessing and issuing GS Class VII items of supply and organizing responses to Level I Threat and NBC attacks. The missions of organization elements are as follows:

(a) Company Headquarters: Provide the command and control, administrative and logistical support necessary to accomplish the unit's mission. The headquarters is staffed for a single shift operations day.

(b) Food Service Section: Provide food service support for the company. It is staffed for 24-hour operations.

(c) Unit Maintenance Section: Provide unit maintenance for the company's organic vehicles; power generating equipment, and materiel handling equipment.

(d) Supply Operations Office: Serve as the liaison to the theater support command or corps support command distribution management center. The operations office determines operational priorities and directs the workload of the supply and deprocessing platoons. The operations office processes all materiel receipts, materiel release orders, and storage inventory control. The section operates on a 24-hour basis and maintains its own computer and computer-related equipment.

(e) Deprocessing Platoon Headquarters: Provide command and control of the deprocessing section and administrative services for equipment being deprocessed. The headquarters also provides quality control functions and coordination of jobs requiring direct support maintenance.

(f) Deprocessing Section: Composed of personnel with selected maintenance military occupational skills (MOS) to deprocess equipment and vehicles from storage-level preservation to ready for issue status. The section may assist with in-storage maintenance. The section works two 12-hour shifts.

(g) Supply Platoon Headquarters: Supervise the receipt, storage (including in-storage unit maintenance), and issue of authorized supplies and equipment. It responds to the priorities and directions of the supply operations office.

(h) Materiel Storage and Handling Section: Operate on a 24-hour basis to receive, store, and issue authorized Class VII supplies. The section works two 12-hour shifts and operates simultaneous issuing and receiving points. Each shift warehouses and inventories stocks, assists with in-storage unit maintenance, and ensures that towed vehicles are properly attached to the appropriate prime mover. The section properly loads and braces equipment on transporting vehicles.

(i) Materiel Storage and Maintenance Section: Operate on a two-shift, 24-hour basis to store and provide in-storage maintenance for Class VII items. Each shift conducts in-storage unit maintenance, assists with vehicle transfers, and initiates the first steps of deprocessing. The section is also responsible for fueling operations. Workloads and schedules are coordinated with the deprocessing platoon and materiel storage and handling section.

(3) After reaching proficiency in this STX, the heavy materiel supply company sustains proficiency by executing this STX as part of an FTX. The air resupply tasks require greater support and interface with the battalion elements.

4. Training Enhancers.

a. The heavy materiel supply company commander may conduct a tactical road march as an introductory phase of this STX. The unit must be prepared at any time to take EW countermeasures, defend against air, ground, or terrorist attacks during daylight or darkness, and to respond appropriately to enemy or friendly NBC operations.

b. The heavy materiel supply company establishes the new operating site IAW the S&S battalion commander's organizational plans. When the site is operational, the S&S battalion S2/S3 is notified that the unit is prepared to perform its operational mission.

c. Unless otherwise approved by the chief OC, all reports and recommendations should be provided in hard copy to the senior trainer for evaluation.

d. This exercise begins when the heavy materiel supply company advance/quartering party arrives at the new site and ends when the unit area is established, and the company comes under a Level II/III attack. This exercise includes air resupply. AARs are conducted as shown in Table 4-14. This table includes a suggested scenario.

Table 4-14. Heavy Materiel Supply Company, Supply and Service Battalion STX 10-2-XXXX, Conduct GS Class VII Operations

<i>Sequence</i>	<i>Event</i>	<i>Estimated Time</i>	
1.	Commander issues guidance		20 min
2.	Establish local security		30 min
3.	Establish command post	1 hr	
4.	*Layout plan finalized		30 min
5.	Operational and administrative areas established	2 hrs	
6.	*Issue FRAGO		15 min
7.	AAR	1 hr	
8.	Conduct GS Class VII operations	9 hrs	

Table 4-14. Heavy Materiel Supply Company, Supply and Service Battalion STX 10-2-XXXX, Conduct GS Class VII Operations

Sequence	Event	Estimated Time	
9.	*Receive resupply by airdrop	2 hrs	
10.	*Receive resupply by sling load	2 hrs	
11.	*Respond to Level I threat	1 hr	
12.	Complete NBC preparations	1 hr	
13.	Improve unit defenses	1 hr	
14.	Maintain and improve communications		25 min
15.	Respond to air attack		30 min
16.	Conduct restoration activities	1 hr	
17.	Receive notification of Level II/III threat		15 min
18.	Conduct final AAR	1 hr	

Total Time: 11 hr 30 min

NOTE 1: Events performed to standard, not time limitation. The time required to train an event varies based on METT-TC factors and the training proficiency of the unit.

NOTE 2: Additional time is required if large portions of the exercise are conducted at night, under limited visibility, or under mission oriented protective posture (MOPP) conditions.

NOTE 3: Time must be added to the exercise (sleeping time, eating time, and travel time to and from the training area).

* Indicates time not added to the total time because tasks are performed simultaneously with other tasks.

5. General Situation.

a. The heavy materiel supply company has arrived at its new operating site, completed establishment of facilities, and is performing its critical wartime mission. Its mission is to provide GS Class VII supply support.

- b. A site reconnaissance has been performed.
- c. Tentative layout plan and defense plans are available.
- d. Aerial resupply is required to ensure that sufficient supplies and equipment are available.
- e. Pertinent maps and overlays are available.
- f. This exercise is conducted in all environmental conditions.
- g. The OPFOR has the potential to conduct ground, air, and NBC warfare.
- h. The exercise is conducted in a field site or MOUT environment.

6. FRAGO. The commander conducts a meeting of heavy materiel supply company key leaders and battalion staff NCOICs and issues the following operational guidance:

"We will continue to perform our mission from our present location until further notice. Continue to stay abreast of requirements. Keep me updated on the status of our support operations. Make sure I'm notified of any problems that can't be resolved at your level. The enemy is capable of mounting small scale ground, aerial and NBC attacks throughout the area of operations, as well as bringing indirect fire upon our unit positions. Continue to improve defensive positions."

The Company commander then follows up with these instructions:

"Review the OPORD and TSOP once more for any special requirements that we're responsible for. Maintain wire and radio communications with all headquarters elements. I'll disseminate additional information as it is received. Plan to attend an overall AAR review on our conduct of operations in about - hours. Are there any questions?"

7. Support Requirements.

a. Minimum Trainer and OCs. This exercise should be conducted with the commander as the trainer and primary OC. There should be an evaluator with the company headquarters and an evaluator with the each platoon.

- b. Opposing Force:
 - (1) The OPFOR may or may not be required when the exercise is conducted as part of a CPX. The OPFOR should be used if the exercise is part of a FTX.
 - (2) OPFOR should be well trained in threat tactics, have specific missions and be controlled when used.
 - (3) The MILES can be used, or the OC can assess damage to the unit.
- c. Vehicles and Communications. Use vehicles and analog and digital communications equipment organic to the unit. When OPFOR is employed, a vehicle and analog and digital communications are needed for the OC.
- d. Maneuver Area. Depending upon the LTA, it is desirable to have a training area with minimum dimensions of 1.5 kilometers by 1.5 kilometers. Appropriate sites are required for slingload and airdrop resupply tasks.
- e. Master Incident List. During the STX, MIL is essential to provide input to drive unit actions. The trainer inputs MIL using TC AIMS II, CSSCS, MTS, analog and digital communication.
- f. Using Units. In order to perform certain phases of this exercise, elements of the HQ, S&S battalion must participate.
- g. Supplementary Assets. Resupply activities require airdrop and slingload equipment, with aircraft to include helicopter.
- h. Consolidated Support Requirements. Table 4-15 shows the suggested support requirements for this STX.

Table 4-15. Consolidated Support Requirements for STX 10-2-XXXX, Conduct GS Class VII Operations	
<i>Ammunition</i>	<i>Quantity</i>
5.56 mm SAW (Blank)	600 rds/wpn OPFOR
5.56 mm (Blank)	150 rds/wpn
5.56 mm (Blank)	300 rds/wpn OPFOR
40 mm (Blank)	120 rds/wpn
9 mm (Blank)	30 rds/wpn
.50 Cal (Blank)	400 rds/wpn
Blank adapter	1 set/wpn
MILES	1 set/wpn
Smoke grenades	4 per platoon/section
Smoke grenades	4 per OPFOR
Simulators, booby trap	4 per unit
Claymore Mine (tng)	4-6 per unit
Simulators, hand grenades	10 per OPFOR
ATWESS	1 per LAW / AT4
Claymore Mine (tng)	4-6 per OPFOR
Simulators, arty	2 per trainer/evaluator
Simulators, arty	4 per OPFOR
<i>FUEL</i>	
Use known historical data or Operations Logistics Planner (OPLOGPLN) software. Multiply the pieces of equipment times the amount of fuel per mile or hour times the tentative operating mileage or hours.	
<i>NBC EQUIPMENT</i>	
TOE equipment is used.	
<i>EQUIPMENT</i>	

Table 4-15. Consolidated Support Requirements for STX 10-2-XXXX, Conduct GS Class VII Operations	
Ammunition	Quantity
All organic equipment to include TOE and CTA is authorized. Rail and aircraft loads are simulations. Airdrop and sling-load tasks require coordination for appropriate training sites, scales and 463L palletization systems.	
OTHER	
Meals	3 per person per day IAW ration cycle
War Wound Mouflage Set	1 ea
Aircraft for simulated air attack	1 ea
Aircraft for airdrop	1 ea
Helicopter for sling-load	1 ea
Fire Marker Control System	(When available)
NOTE: The consolidated support requirements outlined in this STX are intended as suggestions only. The actual firing of blank ammunition is not necessary to train this STX. However, local policies or constraints may not allow for providing the items.	

8. T&EO Sequence. Table 4-16 lists the T&EOs for this STX.

Table 4-16. T&EOs from Chapter 5 to Use in Evaluating STX 10-2-XXXX, Conduct GS Class VII Operations		
Task	Task Number	Page
Control Supply Operations	10-2-0715	5-234
Supervise Class VII Operations	10-2-0775	5-266
Perform Inspection and Deprocessing Operations	10-2-0777	5-232
Receive, Store, and Issue Class VII Supplies	10-2-0778	5-186
Direct Platoon Operations	42-2-0291	5-238
Provide Human Resources Support	63-2-4015	5-192
Employ Operations Security Measures	63-2-4016	5-124
Maintain Communications	63-2-4017	5-252
Perform Operational Decontamination	63-2-4018	5-127
Perform Thorough Decontamination	63-2-4019	5-130
Respond to the Initial Effects of a Nuclear Attack	63-2-4020	5-133
Perform Area Damage Control Functions	63-2-4028	5-153
Provide Food Service Support	63-2-4056	5-195
Prepare Unit for a Chemical Attack	63-2-4202	5-156
Perform Radiological Decontamination	63-2-4207	5-158
Combat Battlefield Stress	63-2-4303	5-200
Employ Physical Security Measures	63-2-4306	5-165
Use Passive Air Defense Measures	63-2-4307	5-100
Take Active Air Defense Measures Against Hostile Aircraft	63-2-4308	5-103
Perform Field Sanitation Functions	63-2-4315	5-206
Transport Casualties	63-2-4316	5-208
Perform Risk Management Procedures	63-2-4326	5-211
Prepare for a Friendly Nuclear Strike	63-2-4327	5-168
Respond to the Residual Effects of a Nuclear Attack	63-2-4328	5-170
Respond to a Chemical Attack	63-2-4334	5-173
Perform Unit Mortuary Affairs Operations	10-2-4513	5-188
Receive Resupply by Airdrop	63-2-4514	5-213
Provide Unit Supply Support	63-2-4515	5-215
Receive External Sling Load Resupply	63-2-4516	5-219

**Table 4-16. T&EOs from Chapter 5 to Use in Evaluating STX 10-2-XXXX,
Conduct GS Class VII Operations**

<i>Task</i>	<i>Task Number</i>	<i>Page</i>
Treat Unit Casualties	08-2-0003.63-0001	5-180
Perform Unit Level Maintenance	63-2-4552	5-222

**HEAVY MATERIEL SUPPLY COMPANY, SUPPLY AND SERVICE BATTALION
SITUATIONAL TRAINING EXERCISE
DEFEND ASSIGNED AREA
STX 63-2-E0025**

1. Objective. This STX trains the unit in planning and coordinating defense of its unit area. This STX provides the commander and key leaders practice in passive and active defensive measures, selection of defensive positions, coordinating defensive fires, area damage control procedures, first aid procedures, and providing GS Class VII support in a hostile environment. The unit must become proficient in defending its area of operation.
2. Interface.
 - a. This STX supports the unit FTX—Provide GS Class VII Supply.
 - b. This STX supports the S&S battalion STX—Coordinate Force Protection Activities.
3. Training.
 - a. Leader Training.
 - (1) This STX can be used to plan and implement defensive operations as a part of a CPX or FTX.
 - (2) The unit TSOP and the T&EOs in this STX should be reviewed. The trainer should emphasize the following items:
 - (a) Implementation of the defensive plan.
 - (b) Proper use of weapons.
 - (c) Maneuver and fires.
 - (d) Indirect fire and close air support (CAS) calling procedures.
 - (e) Withdrawal.
 - (f) NBC defense procedures.
 - (g) Hasty displacement procedures.
 - (3) CPX, CFX, and TEWT provide ground training for leaders when the exact area of the STX is used.
 - (4) Tips for leader training.
 - (a) Leaders should familiarize themselves with the procedures for planning and executing unit defense.
 - (b) Leaders should review the heavy materiel supply company TSOP.
 - (c) Leaders should conduct a personal reconnaissance of the training area, if possible.
 - b. Tips for Training.
 - (1) After the heavy materiel supply company demonstrates proficiency for the tasks in Table 4-17, this STX can be trained under several options.
 - (a) In a field or MOUT environment.
 - (b) With or without NBC environment.
 - (c) Day or night.

(2) The heavy materiel supply company must become proficient in the basics of planning and conducting unit defense before attempting complex options.

(3) After reaching proficiency in this STX, the heavy materiel supply company sustains proficiency by executing this STX as part of an FTX.

4. Training Enhancers.

a. The heavy materiel supply company may conduct a tactical road march as an introductory phase of this STX. The unit must prepare at any time to contend with automation failure, take countermeasures to electronic warfare, defend against air, ground, or terrorist threat attacks during daylight or darkness, and prepare to respond appropriately to enemy or friendly nuclear, biological, or chemical operations.

b. Unless otherwise approved by the chief OC, all reports and recommendations should be provided in hard copy to the senior trainer for evaluation.

c. The heavy materiel supply company should be able to relocate at least once every 48 hours.

d. This exercise begins when the unit receives notification of a Level II or III threat in the unit area and ends after the unit completes ADC operations. AARs are conducted as shown in Table 4-17. This table includes a suggested scenario.

**Table 4-17. Heavy Materiel Supply Company, Supply and Service Battalion
STX 63-2-E0025, Defend Assigned Area**

<i>Sequence</i>	<i>Event</i>	<i>Estimated Time</i>	
1.	Receive notification of Level II/III attack		10 min
2.	Implement Level II/III threat responses	1 hr	
3.	Upgrade defensive positions	1 hr	
4.	Respond to attack	1 hr	30 min
5.	AAR	1 hr	
6.	Reorganize defenses		30 min
7.	Break contact		30 min
8.	Hand over the fight to military police units or a tactical combat force	1 hr	
9.	AAR	1 hr	
10.	Perform displacement		30 min
11.	Conduct ADC activities	1 hr	30 min
12.	Conduct final AAR	1 hr	

Total Time: 10 hrs 40 min

NOTE 1: Events performed to standard, not time limitation. The time required to train an event varies based on METT-TC factors and the training proficiency of the unit.

NOTE 2: Additional time is required if large portions of the exercise are conducted at night, under limited visibility, or under mission oriented protective posture (MOPP) conditions.

NOTE 3: Time must be added to the exercise (sleeping time, eating time, and travel time to and from the training area).

5. General Situation.

a. The heavy materiel supply company has established its defensive positions as part of a base cluster and has received notification of a Level II/III attack. The OPFOR has infiltrated or airdropped a platoon-size or larger force into the area of operations. OPFOR attempts to destroy or disrupt the flow of supplies and materiel to the brigade. Key targets include command and control and support facilities within the area as well as interdiction of the MSR.

b. The S&S battalion TSOP and OPORD with rear operations annex and heavy materiel supply company TSOP are available.

c. The heavy materiel supply company defenses have been established.

d. Rear operations analog and digital communications systems have been established.

- e. This exercise is conducted under all environmental conditions.
 - f. The OPFOR has the potential to conduct ground, air, and NBC warfare.
6. FRAGO. The commander issues the following FRAGO:
"Enemy ground forces are in the support area. A Level II/III attack is imminent and Heavy Materiel Supply Company is a prime target. Cease GS Class VII operations and prepare for threat engagement. Execute the Heavy Materiel Supply Company base defense plan. Report all contact with enemy forces immediately. Further information will be disseminated as threat develops."
7. Support Requirements.
- a. Minimum Trainer/OCs. This exercise should be conducted with the heavy materiel supply company commander as the trainer and primary OC. A minimum of three OCs is required.
 - b. Opposing Force:
 - (1) The OPFOR should not be more than platoon (+) size with crew-served weapons. The OPFOR should have specific missions and be controlled when used.
 - (2) MILES can be used, or the OC can assess damage to equipment and personnel casualties.
 - c. Vehicles and Communications. Vehicles and analog and digital communications equipment organic to the unit are used. When an OPFOR is employed, a vehicle and analog and digital communications are needed for the OC.
 - d. Maneuver Area. Depending on the LTA, it is desirable to have an adequate training area that is approximately 1.5 kilometers by 1.5 kilometers.
 - e. Master Incident List. During the STX, MIL is essential to provide input to drive unit actions. Input MIL using analog and digital communication.
 - f. Consolidated Support Requirements. Table 4-18 shows the suggested support requirements for this STX.

Table 4-18. Consolidated Support Requirements STX 63-2-E0025 Defend Assigned Area

Ammunition	Quantity
5.56 mm SAW (Blank)	300 rds/wpn
5.56 mm SAW (Blank)	600 rds/wpn OPFOR
5.56 mm (Blank)	150 rds/wpn
5.56 mm (Blank)	300 rds/wpn OPFOR
40 mm (Blank)	120 rds/wpn
9 mm (Blank)	30 rds/wpn
.50 Cal (Blank)	600 rds/wpn
Blank adapter	1 set/wpn
MILES	1 set/wpn
Smoke grenades	4 per platoon/section
Smoke grenades	4 per OPFOR
Simulators, booby trap	4 per unit
Claymore Mine (tng)	4-6 per unit
Simulators, hand grenades	10 per OPFOR
ATWESS	1 per LAW / AT4
Claymore Mine (tng)	4-6 per OPFOR
Simulators, arty	2 per trainer/evaluator
Simulators, arty	4 per OPFOR
FUEL	
Use known historical data or Operations Logistics Planner (OPLOGPLN) software. Multiply the pieces of equipment times the amount of fuel per mile or hour times the tentative operating mileage or hours.	

Table 4-18. Consolidated Support Requirements STX 63-2-E0025 Defend Assigned Area	
<i>Ammunition</i>	<i>Quantity</i>
NBC EQUIPMENT	
TOE equipment is used.	
EQUIPMENT	
All organic equipment to include TOE and CTA is authorized.	
OTHER	
Meals	3 per person per day IAW ration cycle
War Wound Mouflage Set	1 ea
Aircraft for simulated air attack	1 ea
Fire Marker Control System	(When available)
NOTE: The consolidated support requirements outlined in this STX are intended as suggestions only. The actual firing of blank ammunition is not necessary to train in this STX. However, local policies or constraints may not allow for providing the items.	

8. T&EO Sequence. Table 4-19 lists the T&EOs for this STX.

Table 4-19. T&EOs from Chapter 5 to Use in Evaluating STX 63-2-E0025, Defend Assigned Area		
<i>Task</i>	<i>Task Number</i>	<i>Page</i>
Employ Operations Security Measures	63-2-4016	5-124
Maintain Communications	63-2-4017	5-252
Prepare Unit for Level II/III Threat	63-2-4022	5-139
Conduct Hasty Displacement	63-2-4023	5-141
Defend Unit Area	63-2-4024	5-143
Perform Withdrawal Under Fire	63-2-4025	5-147
Reorganize Unit Defense	63-2-4026	5-149
Execute Battle Handover	63-2-4027	5-151
Perform Area Damage Control Functions	63-2-4028	5-153
Combat Battlefield Stress	63-2-4303	5-200
Process Enemy Prisoners of War	63-2-4304	5-202
Process Captured Documents and Equipment	63-2-4305	5-204
Employ Physical Security Measures	63-2-4306	5-165
Use Passive Air Defense Measures	63-2-4307	5-100
Take Active Air Defense Measures Against Hostile Aircraft	63-2-4308	5-103
Transport Casualties	63-2-4316	5-208
Perform Risk Management Procedures	63-2-4326	5-211
Perform Unit Mortuary Affairs Operations	10-2-4513	5-188
Treat Unit Casualties	08-2-0003.63-0001	5-180
Destroy Supplies and Equipment	63-2-4522	5-177

**HEAVY MATERIEL SUPPLY COMPANY, SUPPLY AND SERVICE BATTALION
SITUATIONAL TRAINING EXERCISE
REDEPLOY UNIT TO HOME STATION
STX 63-2-E0026**

1. Objective. This STX trains the unit in redeployment from a theater of operations to home station or a mobilization site. This STX also provides the commander and key leaders with practice in controlling and coordinating unit redeployment activities. The unit must become proficient in planning and preparing the unit for redeployment operations.
2. Interface.
 - a. This STX supports the unit FTX—Provide GS Class VII Supply.
 - b. This STX supports the S&S battalion STX—Supervise Redeployment of Subordinate Elements to Home Station.
3. Training.
 - a. Leader Training.
 - (1) Leaders should use this STX to plan and implement redeployment (land, sea, or air) of the heavy materiel supply company as a part of an FTX.
 - (2) Leaders should review the TSOP and the T&EOs listed in this STX.
 - (3) The leader should use a map of the area where the STX is to be conducted and a sand table model to match the actual terrain, if possible.
 - (4) CPX, CFX, and TEWTs provide ground training for leaders when the area for the STXs is used.
 - (5) Simulations and games teach leaders as part of a continuing officer and NCO development program.
 - (6) Tips for leader training.
 - (a) Leaders should familiarize themselves with the procedures for planning and executing redeployment operations.
 - (b) Leaders should conduct a personal reconnaissance of the training area where redeployment activities will take place.
 - (c) Leaders should review the heavy materiel supply company and S&S battalion redeployment SOPs and OPORD.
 - b. Tips for Training.
 - (1) After the heavy materiel supply company has demonstrated proficiency in the tasks in Table 4-20, this STX can be trained under several options.
 - (a) Inclement weather.
 - (b) Multiple redeployment increments.
 - (c) Different modes of transportation.
 - (d) Day or night.
 - (2) The heavy materiel supply company must become proficient in the basics of planning, coordinating, and executing redeployment before attempting more complex options.
 - (3) After reaching proficiency in this STX, the heavy materiel supply company sustains proficiency by executing this STX as part of an FTX.
4. Training Enhancers.
 - a. The commander, in coordination with S3, S&S battalion secures redeployment SOPs and reviews redeployment outload plans.
 - b. The UMO/NCO updates unit redeployment plans in coordination with unit leaders.
 - c. The S&S battalion S2/S3 provides heavy materiel supply company with the redeployment sequence.

- d. Unless otherwise approved by the chief OC, all reports and recommendations should be provided in hard copy to the senior trainer for evaluation.
- e. This exercise begins with receiving a redeployment warning order and ends upon completion of redeployment activities at home station or mobilization site. AARs are conducted as shown in Table 4-20. This table includes a suggested scenario.

Table 4-20. Heavy Materiel Supply Company, Supply and Service Battalion, STX 63-2-E0026 Redeploy Unit to Home Station

<i>Sequence</i>	<i>Event</i>	<i>Estimated Time</i>	
1.	Receive and verify warning order		10 min
2.	Reconstitute heavy materiel supply company		40 min
3.	Perform administrative and personnel activities	1 hr	
4.	*Establish local security		20 min
5.	Brief key personnel		30 min
6.	Update movement, redeployment, and marshaling area plans	2 hrs	
7.	Turn in excess sustainment stock	1 hr	
8.	AAR	1 hr	
9.	Assemble redeployment teams		30 min
10.	Identify redeployment TAA/RAA support locations and responsibilities		30 min
11.	*Inspect vehicles and unit equipment	1 hr	30 min
12.	*Conduct showdown inspections and equipment cleaning	1 hr	
13.	Undergo Soldier Readiness Program processing	2 hrs	
14.	Prepare vehicles and equipment	4 hrs	
15.	Load vehicles and equipment	3 hrs	
16.	AAR	1 hr	
17.	Receive movement order		30 min
18.	Conduct non tactical road march	1 hr	
19.	Arrive at APOE/SPOE		10 min
20.	Perform staging activities	1 hr	
21.	Perform embarkation activities	2 hrs	
22.	AAR	1 hr	
23.	Arrive at APOD/SPOD		30 min
24.	Perform debarkation activities	2 hrs	
25.	Perform staging area activities	1 hr	
26.	AAR	1 hr	
27.	Receive movement order		30 min
28.	Conduct nontactical road march	1 hr	
29.	Arrive home station	1 hr	
30.	Final AAR	2 hrs	

Total Time: 32 hrs

Notes:

- 1:** Events performed to standard, not time limitation. The time required to train an event varies based on METT-TC factors and the training proficiency of the unit.
- 2:** Additional time is required if large portions of the exercise are conducted at night, under limited visibility, or under mission oriented protective posture (MOPP) conditions.
- 3:** Time must be added to the exercise (sleeping time, eating time, and travel time to and from the training area).
- * Indicates time not added to the total time because tasks are performed simultaneously with other tasks.

5. General Situation.
 - a. The heavy materiel supply company is forward deployed in a theater of operations. Hostilities have ceased, and excess stocks are to be turned in. The unit is to be redeployed to CONUS home station or a mobilization site. The unit is under the command and control of S&S battalion.
 - b. Section leaders provide personnel and equipment status reports.
 - c. The HQ, S&S battalion, and theater level logistics organizations provide required redeployment support.
 - d. This exercise is conducted in all environmental conditions.
6. FRAGO. The unit commander issues the following FRAGO:

"The unit will begin redeployment operations in ----- days. Platoon leaders prepare your personnel for redeployment to CONUS by air and equipment by sea. I want 100 percent personnel and equipment accountability. Company Headquarters will coordinate all redeployment activities with S&S battalion S3 as well as any support requirements that may arise. Platoon Leaders will be prepared to brief me at ----- hours on the status of personnel and equipment. Be prepared to receive Class VII turn-ins from the supported units. Sections will prepare all stocks for retrograde to reclamation sites IAW instructions from Supply Operations Office. Alternate Route A will be used for moving to TAA/RAA located at ----- (grid coordinates). Prepare to move out within -----hours."
7. Support Requirements.
 - a. Minimum Trainer and OCs. Conduct this exercise with the heavy materiel supply company commander as the trainer and primary OC. A minimum of two OCs is required.
 - b. Opposing Force. None.
 - c. Vehicles and Communications. Use vehicles and analog and digital communications equipment organic to the unit.
 - d. Maneuver Area. A road network is required that allows a road march of at least 20 kilometers.
 - e. Master Incident List. During this STX, the MIL is essential to provide input to drive unit actions. The trainer inputs MIL using TC AIMS II, CSSCS, MTS, analog and digital communication.
 - f. Consolidated Support Requirements. Table 4-21 shows the suggested support requirements for this STX.

Table 4-21. Consolidated Support Requirements for STX 63-2-E0026, Redeploy Unit to Home Station	
Ammunition	None
EQUIPMENT	
All organic equipment to include TOE and CTA is authorized. Rail and aircraft loads are simulations.	
FUEL	
Use known historical data or Operation Logistics Planner (OPLOGPLN) software. Multiply the pieces of equipment times the amount of fuel per mile or hour times the tentative operating mileage or hours.	
NBC EQUIPMENT	NONE
OTHER	
RATIONS	3 per person per day IAW ration cycle
NOTE: The consolidated support requirements outlined for this STX are intended as suggestions. Local policies or constraints may not allow for providing the items.	

8. T&EO Sequence. Table 4-22 lists the T&EOs for this STX.

Table 4-22. T&EOs from Chapter 5 to Use in Evaluating STX 63-2-E0026, Redeploy Unit to Home Station		
Task	Task Number	Page
Plan Unit Move	63-2-4001	5-241
Prepare Unit to Move	63-2-4002	5-5
Employ Operations Security Measures	63-2-4016	5-124
Combat Battlefield Stress	63-2-4303	5-200
Employ Physical Security Measures	63-2-4306	5-165
Perform Risk Management Procedures	63-2-4326	5-211
Prepare Unit for Nontactical Move	63-2-4807	5-41
Conduct Nontactical Road March	63-2-4808	5-44
Perform Redeployment Human Resource Actions	63-2-4814	5-63
Perform Redeployment Training Activities	63-2-4815	5-66
Perform Redeployment Supply Activities	63-2-4816	5-68
Perform Redeployment Maintenance Activities	63-2-4817	5-70
Prepare Vehicles and Equipment for Redeployment	63-2-4818	5-73
Perform Seaport of Embarkation Activities for Redeployment	63-2-4819	5-78
Perform Aerial Port of Embarkation Activities for Redeployment	63-2-4820	5-82
Perform Aerial Port of Debarkation Activities for Redeployment	63-2-4821	5-85
Perform Home Station Activities	63-2-4822	5-87
Perform Seaport of Debarkation Activities for Redeployment	63-2-4823	5-90
Perform Demobilization Station Activities	63-2-4824	5-93
Plan Unit Redeployment	63-2-4829	5-264

Chapter 5

Training and Evaluation Outlines

5-1. INTRODUCTION. This chapter contains training and evaluation outlines (T&EOs) for the unit. T&EOs are the foundation of the MTP and the unit's collective training. T&EOs consist of training objectives (task, condition, performance standard, performance steps, and performance measures) for collective tasks that support unit critical wartime operations. Successful performance of the T&EOs listed in this MTP indicates that the unit is able to successfully perform its critical wartime mission. T&EOs may be trained separately, in a Situational Training Exercise (STX), in a Field Training Exercise (FTX), or in live-fire exercises. For collective live-fire standards, the trainer needs to refer to the applicable gunnery manual for the appropriate course of fire. Those standards and courses of fire need to be integrated into the training exercise.

5-2. STRUCTURE. Table 5-1 lists the T&EOs in this chapter. The Mission-to-Collective Task Matrix in Chapter 2 lists the T&EOs required to train the critical wartime missions according to their specific AUTL.

5-3. FORMAT. The T&EOs are prepared for every collective task that supports critical wartime operation accomplishment. Each T&EO contains the following items:

- a. Element. This identifies the unit or unit element(s) that perform(s) the task.
- b. Task. This is a description of the action for the unit to perform, and provides the task number.
- c. References. These are in parenthesis following the task number. The reference that contains the most information (primary reference) about the task is listed first and underlined. If there is only one reference it is not underlined.
- d. Iteration. Identifies how many times the task is performed and evaluated during training. The "M" identifies when the task is performed in MOPP4.
- e. Commander/Leader Assessment. Unit leadership uses this to assess the proficiency of the unit in performing the task to standard. Assessments are subjective in nature and use all available evaluation data and leader input to develop an assessment of the organization's overall capability to accomplish the task. Use the following ratings:
 - (1) T—Trained. The unit is trained and has demonstrated its proficiency in accomplishing the task to wartime standards.
 - (2) P—Needs practice. The unit needs to practice the task. Performance has demonstrated that the unit does not achieve standard without some difficulty or has failed to perform some task steps to standard.
 - (3) U—Untrained. The unit cannot demonstrate an ability to achieve wartime proficiency.
- f. Condition. This is a statement of the situation or environment in which the unit is to perform the collective task.
- g. Task Standard.
 - (1) The task standard states the performance criteria that a unit must achieve to successfully execute the task. This overall standard should be the focus of training. Every soldier should understand the task standard.
 - (2) The trainer or evaluator determines the unit's training status using performance observation measurements (where applicable) and his judgment. The unit must be evaluated in the context of the METT-T conditions. These conditions should be as similar as possible for all evaluated elements. This establishes a common baseline for unit performance.
- h. Task Steps and Performance Measures. This is a listing of actions that is required to complete the task. These actions are stated in terms of observable performance for evaluating training proficiency. The task steps are arranged sequentially along with supporting individual tasks and their reference. An asterisk (*) indicates leader tasks within each T&EO. Each task step lists the performance measures that

must be accomplished to correctly perform the task step. If the unit fails to correctly perform one of these task steps to standard, it has failed to achieve the overall task standard.

i. GO/NO-GO Column. This column is provided for annotating the platoon's performance of the task steps. Evaluate each performance measure for a task step and place an "X" in the appropriate column. A major portion of the performance measures must be marked a "GO" for the task step to be successfully performed.

j. Task Performance/Evaluation Summary Block. This block provides the trainer a means of recording the total number of task steps and performance measures evaluated and those evaluated as "GO". It also provides the evaluator a means to rate the units demonstrated performance as a "GO" or "NO-GO". It also provides the leader with a historical record for five training iterations.

k. Supporting Individual Tasks. This is a listing of all supporting individual tasks required to correctly perform the task. Listed are the reference, task numbers, and task titles.

l. OPFOR Standards. These standards specify overall OPFOR performance for each collective task. These standards ensure that OPFOR soldiers accomplish meaningful training and force the training unit to perform its task to standard or "lose" to the OPFOR. The OPFOR standards specify what to accomplish—not how to accomplish it. The OPFOR must always attain its task standards, using tactics consistent with the type of enemy they are portraying.

5-4. USE. The T&EOs can be used to train or evaluate a single task. Several T&EOs can be used to train or evaluate a group of tasks such as an STX or FTX.

DEPLOY/CONDUCT MANEUVER

Prepare Unit to Move (63-2-4002)	5-5
Conduct Tactical Road March (63-2-4003).....	5-9
Perform Advance/Quartering Party Activities (63-2-4008).....	5-13
Occupy New Operating Site (63-2-4009).....	5-17
Set Up Unit Headquarters, Dining Facility, and Bivouac Areas (63-2-4550).....	5-20
Perform Deployment Alert Activities (63-2-4801).....	5-23
Perform Human Resources Predeployment Activities (63-2-4802).....	5-25
Perform Predeployment Training Activities (63-2-4803).....	5-28
Perform Predeployment Supply Activities (63-2-4804).....	5-30
Perform Predeployment Maintenance Activities (63-2-4805).....	5-33
Prepare Vehicles and Equipment for Deployment (63-2-4806).....	5-36
Prepare Unit for Nontactical Move (63-2-4807).....	5-41
Conduct Nontactical Road March (63-2-4808).....	5-44
Perform Seaport of Embarkation Activities for Deployment (63-2-4809).....	5-47
Perform Aerial Port of Embarkation Activities for Deployment (63-2-4810).....	5-51
Perform Aerial Port of Debarkation Activities for Deployment (63-2-4811).....	5-54
Perform Seaport of Debarkation Activities for Deployment (63-2-4812).....	5-57
Prepare Equipment Reception Team for Tactical Road March (63-2-4813).....	5-60
Perform Redeployment Human Resources Actions (63-2-4814).....	5-63
Perform Redeployment Training Activities (63-2-4815).....	5-66
Perform Redeployment Supply Activities (63-2-4816).....	5-68
Perform Redeployment Maintenance Activities (63-2-4817).....	5-70
Prepare Vehicles and Equipment for Redeployment (63-2-4818).....	5-73
Perform Seaport of Embarkation Activities for Redeployment (63-2-4819).....	5-78
Perform Aerial Port of Embarkation Activities for Redeployment (63-2-4820).....	5-82
Perform Aerial Port of Debarkation Activities for Redeployment (63-2-4821).....	5-85
Perform Home Station Activities (63-2-4822).....	5-87
Perform Seaport of Debarkation Activities for Redeployment (63-2-4823).....	5-90
Perform Demobilization Station Activities (63-2-4824).....	5-93
Conduct Integration Activities (63-2-4825).....	5-95
Conduct Staging Activities (63-2-4826).....	5-97

EMPLOY FIREPOWER

Use Passive Air Defense Measures (63-2-4307).....	5-100
Take Active Air Defense Measures Against Hostile Aircraft (63-2-4308).....	5-103

PROTECT THE FORCE

Cross a Radiologically Contaminated Area (63-2-4005)	5-105
Defend Convoy Elements (63-2-4006)	5-111
Set Up Unit Defense (63-2-4011).....	5-116
Prepare Unit for Nuclear, Biological, and Chemical Conditions (63-2-4013).....	5-120
Employ Operations Security Measures (63-2-4016).....	5-124
Perform Operational Decontamination (63-2-4018).....	5-127
Perform Thorough Decontamination (63-2-4019).....	5-130
Respond to the Initial Effects of a Nuclear Attack (63-2-4020).....	5-133
Defend Against a Level I Attack (63-2-4021).....	5-136
Prepare Unit for Level II/III Threat (63-2-4022).....	5-139
Conduct Hasty Displacement (63-2-4023).....	5-141
Defend Unit Area (63-2-4024).....	5-143
Perform Withdrawal Under Fire (63-2-4025).....	5-147
Reorganize Unit Defense (63-2-4026).....	5-149
Execute Battle Handover (63-2-4027)	5-151
Perform Area Damage Control Functions (63-2-4028).....	5-153
Prepare Unit for a Chemical Attack (63-2-4202).....	5-156
Perform Radiological Decontamination (63-2-4207).....	5-158
Cross a Chemically Contaminated Area (63-2-4226).....	5-161
Employ Physical Security Measures (63-2-4306).....	5-165
Prepare for a Friendly Nuclear Strike (63-2-4327).....	5-168
Respond to the Residual Effects of a Nuclear Attack (63-2-4328).....	5-170
Respond to a Chemical Attack (63-2-4334).....	5-173
Destroy Supplies and Equipment (63-2-4522).....	5-177

PERFORM CSS AND SUSTAINMENT

Treat Casualties (08-2-0003.63-0001).....	5-180
Set Up Maintenance Section (10-2-0020).....	5-184
Receive, Store, and Issue Class VII Supplies (10-2-0778).....	5-186
Perform Unit Mortuary Affairs Operations (10-2-4513).....	5-188
Provide Human Resources Support (63-2-4015).....	5-192
Provide Food Service Support (63-2-4056).....	5-195
Combat Battlefield Stress (63-2-4303).....	5-200
Process Enemy Prisoners of War (63-2-4304).....	5-202
Process Captured Documents and Equipment (63-2-4305).....	5-204
Perform Field Sanitation Functions (63-2-4315).....	5-206
Transport Casualties (63-2-4316).....	5-208
Perform Risk Management Procedures (63-2-4326).....	5-211
Receive Resupply by Airdrop (63-2-4514).....	5-213
Provide Unit Supply Support (63-2-4515).....	5-215
Receive External Sling Load Resupply (63-2-4516).....	5-219
Perform Unit-Level Maintenance (63-2-4552).....	5-222
Set Up Supply Operations Office (10-2-0716).....	5-226
Set Up Supply Platoon Headquarters and Supply Section (10-2-0014).....	5-228
Set Up Deprocessing Platoon (10-2-0774).....	5-230
Perform Inspection and Deprocessing Operations (10-2-0777).....	5-232

EXERCISE COMMAND AND CONTROL

Control Supply Operations (10-2-0715).....	5-234
Direct Platoon Operations (42-2-0291).....	5-238

Plan Unit Move (63-2-4001).....	5-241
Plan Occupation of New Area of Operations (63-2-4007).....	5-244
Plan Unit Defense (63-2-4010).....	5-246
Plan Area Damage Control Operations (63-2-4014).....	5-250
Maintain Communications (63-2-4017).....	5-252
Establish Communications (63-2-4040).....	5-256
Plan Unit Mobilization in a Peacetime Environment (63-2-4827).....	5-258
Plan Unit Deployment Activities Upon Receipt of a Warning Order (63-2-4828).....	5-261
Plan Unit Redeployment (63-2-4829).....	5-264
Supervise Class VII Operations (10-2-0775).....	5-266

Figure 5-1. List of T&EOs

- ELEMENTS:** Company Headquarters
 Food Service Section
 Unit Maintenance Section
 Supply Operations Office
 Deprocessing Platoon Headquarters
 Deprocessing Section
 Supply Platoon Headquarters
 Materiel Storage & Handling Section
 Materiel Storage & Maintenance Section

TASK: Prepare Unit to Move (63-2-4002)
 (FM 55-30) (FM 100-14) FM 3-25.26(FM 21-26)
 (FM 24-35) (FM 3-100) (FM 3-3)
 (STP 21-1-SMCT) (STP 21-24-SMCT)

ITERATION: 1 2 3 4 5 M (Circle)
COMMANDER/LEADER ASSESSMENT: T P U (Circle)

CONDITIONS: The unit has been directed to move to a designated location. The displacement plan is complete and unit leaders brief soldiers on the plan. Movement can occur in a field or MOUT environment. The unit has analog and/or digital communications with higher HQ. The higher HQ OPORD, the unit TSOP, and higher HQ TSOP are available. The higher HQ staff element has selected tentative route(s) of march and tasked the unit for a reconnaissance party to reconnoiter the route(s). The higher HQ staff element coordinates area reconnaissance. The higher HQ staff element and unit commander briefs the reconnaissance party. The convoy, serial, and march commanders have been designated, as appropriate. Strip maps are provided by the higher HQ staff element. Load plans are available. An advance/quartermen party is dispatched prior to completing this task. SO/SSI is available. This task is conducted day or night under all environmental conditions. The unit is subject to air, NBC, and ground Level I threat forces attack. Some iterations of this task should be performed in MOPP4.

TASK STANDARDS: Unit is ready to cross SP NLT time prescribed in movement order. At MOPP4, performance degradation factors increase movement preparation time.

TASK STEPS AND PERFORMANCE MEASURES	GO	NO-GO
1. Reconnaissance party conducts route reconnaissance. (031-503-1020, 04-3302.01-0003, 04-3303.01-0019, 04-3303.02-0039, 04-3306.01-0008, 071-331-0820, 04-3303.02-0037, 04-3303.02-0040)		
a. Wears or carries designated uniform and equipment IAW TSOP and higher HQ guidance.		
b. Activates the automatic chemical alarm(s) system, if available, on lead vehicle.		
c. Positions chemical detector paper where it can be observed at all times.		
d. Positions dosimeters where they can be constantly monitored.		
e. Verifies analog/digital map information along route(s) for accuracy.		
f. Lists capacities of all bridges and underpasses.		
g. Identifies locations of all culverts, ferries, fording areas, steep grades, and possible ambush sites.		
h. Prepares overlay depicting route, obstructions, and key natural and man-made features using analog and/or digital communications.		
i. Computes travel time and distance from a proposed SP to RP.		
j. Debriefs higher HQ staff element and unit commander upon return.		
2. Unit prepares vehicles and equipment.		

TASK STEPS AND PERFORMANCE MEASURES	GO	NO-GO
a. Performs before-operations PMCS on all vehicles and equipment.		
b. Corrects all vehicle and equipment discrepancies within the operator's capabilities IAW applicable TM.		
c. Reports all deficiencies beyond operator's capability to immediate supervisor.		
d. Removes all unit identification markings on vehicles.		
e. Covers all reflective surfaces of all vehicles or cargo with available materials.		
f. Hardens all vehicles using sandbags and/or other authorized materials.		
g. Places antennas at lowest height.		
h. Turns radio volume and squelch to lowest operational setting consistent with operational requirements.		
i. Sets radio to eliminate operating sounds and lights when moving at night.		
j. Verifies analog and/or digital devices are functioning properly.		
3. Unit dismantles current operating site.		
a. Strikes tentage and camouflage nets IAW applicable TMs and within time specified in the displacement plan.		
b. Loads all designated equipment IAW unit load plans and within time specified in the displacement plan.		
c. Disguises all critical equipment and supplies with tarpaulins or any other authorized covering.		
d. Dismantles wire, analog, and/or digital communications devices, antennas, generators, and power cables within time specified in the displacement plan.		
e. Removes all signs of area occupation.		
f. Positions all stay-behind party vehicles and equipment in areas that provide cover and do not impede departure of main body vehicles.		
g. Dispatches advance/quartering party NLT time specified in movement order.		
*4. March commander and leaders organize convoy. (01-5700.02-0001, 01-7300.75-0500)		
a. Assign vehicle positions with the heavier, slower vehicles placed first.		
b. Assign digital device equipped control vehicles without setting a pattern.		
c. Assign recovery vehicle(s) positions where they can move to disabled vehicles without disrupting convoy movement.		
d. Assign hardened vehicle(s) with crew-served weapons interspersed throughout the convoy.		
e. Assign passenger locations where all unit personnel have a position and semi-automatic and automatic weapons are alternated throughout the convoy to cover front, rear, and flanks.		
f. Assign soldiers to air guard duties with specific search sectors covering 360 degrees.		
g. Assign sufficient number of recovery vehicles and mechanics to trail party element.		
h. Provide vehicle position listing with location of all vehicles to the trail party leader.		
i. Open analog and/or digital net(s) as specified in the SOI and movement order.		

TASK STEPS AND PERFORMANCE MEASURES	GO	NO-GO
*5. March commander and leaders conduct pre-movement inspections. (04-3304.01-0002)		
a. Inspect personnel, equipment, weapons, and ammunition for compliance with commander's guidance, unit TSOP, and higher HQ movement order.		
b. Inspect organizational equipment for accountability and serviceability.		
c. Inspect vehicles, trailers, and loads for serviceability, proper stowing, and security.		
d. Verify operability of analog and/or digital communications devices.		
e. Forward personnel and equipment status to unit HQ and higher HQ staff element using analog or digital communications devices.		
*6. March commander conducts briefings for convoy personnel.		
a. Provides strip maps to each vehicle driver.		
b. Briefs convoy chain of command.		
c. Briefs convoy route.		
d. Prescribes the rate of march and catch-up speeds.		
e. Briefs vehicle intervals.		
f. Identifies scheduled halts.		
g. Briefs safety, accident, and breakdown procedures.		
h. Briefs immediate action security measures.		
i. Briefs blackout condition procedures.		
j. Identifies location of medical support.		
k. Identifies location of maintenance support.		
l. Provides location and identification of destination.		
m. Briefs arm/hand signals.		
n. Briefs communications frequencies and call signs for control personnel, security force commander, fire support elements, reserve security elements, and medical transportation support.		
7. Unit prepares to cross SP.		
a. Maintains situational awareness using analog and/or digital communications devices.		
b. Positions all vehicles under overhead cover.		
c. Clears all individual and crew-served weapons.		
d. Posts air guards in positions designated by convoy commander.		
e. Posts security guards to maintain 360-degree surveillance.		
f. Forwards movement readiness report to higher HQ staff element using analog and/or digital communications.		

TASK PERFORMANCE / EVALUATION SUMMARY BLOCK							
ITERATION	1	2	3	4	5	M	TOTAL
TOTAL TASK STEPS EVALUATED							
TOTAL TASK STEPS "GO"							
TRAINING STATUS "GO"/"NO-GO"							

SUPPORTING INDIVIDUAL TASKS		
Task Number	Task Title	References
031-503-1020	Detect Chemical Agents Using M9 Detector Paper	STP 10-92M15-SM-TG STP 21-1-SMCT
071-331-0820	Analyze Terrain	STP 10-92M15-SM-TG STP 21-24-SMCT

SUPPORTING COLLECTIVE TASKS	
Task Number	Task Title
63-2-4001	Plan Unit Move

“*” indicates a leader task step.

OPFOR TASKS AND STANDARDS: NONE

- ELEMENTS:** Company Headquarters
 Food Service Section
 Unit Maintenance Section
 Supply Operations Office
 Deprocessing Platoon Headquarters
 Deprocessing Section
 Supply Platoon Headquarters
 Materiel Storage & Handling Section
 Materiel Storage & Maintenance Section

TASK: Conduct Tactical Road March (63-2-4003)
 (FM 55-30) (FM 3-3) (FM 3-4)
 (STP 21-1-SMCT) (STP 21-24-SMCT)

ITERATION:	1	2	3	4	5	M	(Circle)
COMMANDER/LEADER ASSESSMENT:				T	P	U	(Circle)

CONDITIONS: The time specified in the movement order to cross the SP has arrived. All equipment is uploaded and vehicles are positioned for departure. The route of march is identified. Convoy operations may be performed during the day or night, including blackout conditions. The convoy may go through an urban area. The unit has analog and/or digital communications with higher HQ. The higher HQ OPOrd with annexes, including overlays with checkpoints, RP, and critical points are available. Digital and/or analog device, radio, and visual signals are used for convoy column control. Column may conduct halts during movement. This task is performed day or night under all environmental conditions. The unit is subject to air, NBC, and ground Level I threat forces attack. Some iterations of this task should be performed in MOPP4.

TASK STANDARDS: SP, checkpoints, and RP are crossed at times specified in the movement order or at times adjusted on the road movement table by higher HQ staff element. At MOPP4, performance degradation factors increase travel time.

TASK STEPS AND PERFORMANCE MEASURES	GO	NO-GO
*1. March commander initiates convoy. (O1-7200.75-0100)		
a. Maintains situational awareness at all times using analog and/or digital communications.		
b. Directs lead vehicle to cross SP at specified time.		
c. Verifies vehicles have crossed the SP.		
d. Forwards SP crossing report to higher HQ staff element when unit elements have crossed the SP using analog and/or digital communications.		
*2. March commander reports convoy information to higher HQ staff element.		
NOTE: All reports are made to higher HQ staff element using analog and/or digital communications.		
a. Forwards checkpoint clearance report as checkpoints are crossed.		
b. Reports all ground sightings that conflict with maps and map overlays.		
c. Forwards en route NBC information.		
d. Reports all threat sightings using SALUTE format.		
e. Employs correct SOI/SSI codes in all transmissions.		
*3. March commander enforces march discipline. (O1-7200.75-0100)		
a. Maintains situational awareness at all times using analog and/or digital communications.		

TASK STEPS AND PERFORMANCE MEASURES	GO	NO-GO
b. Assumes position(s) along march route that provides command presence at points of decision for reaction to changing tactical situation.		
c. Enforces all movement policies defined in the TSOP and movement order, with emphasis on formation, distances, speeds, passing procedures, and halts.		
d. Adjusts formation distances and speed consistent with NBC, terrain, and light conditions.		
e. Enforces security measures, with emphasis on air guard's surveillance, manning of automatic weapons, and concealment of critical cargo.		
f. Communicates violations of march discipline, security procedures, or changes to current orders to unit leaders and operators by analog, digital, or visual signal communications.		
g. Enforces COMSEC measures, including radio silence periods IAW the movement order and SOI/SSI.		
4. Unit employs march discipline. (01-5700.02-0001)		
a. Maintains designated march speed specified in movement order or as prescribed by the convoy commander.		
b. Maintains proper vehicle interval as specified in movement order or as adjusted by the convoy commander.		
c. Adjusts formation distances and speed consistent with NBC, terrain, and light conditions.		
d. Dons eye protection goggles if driver or passenger is in a vehicle without cover or when windshield is lowered.		
e. Crosses all checkpoints as scheduled.		
f. Reacts correctly to convoy commander's arm/hand signals or instructions by analog and/or digital communications.		
g. Maintains ground and air surveillance that covers 360 degrees until movement is completed.		
h. Maintains communications security.		
5. Unit conducts scheduled halt(s).		
a. Stops column at prescribed time and location.		
b. Moves vehicles off-road to positions that provide overhead cover while maintaining the prescribed interval between vehicles.		
c. Occupies hasty defensive positions with 360-degree protective coverage (passengers).		
d. Reports scheduled halt to the battalion CP.		
e. Performs during-operation PMCS on vehicles (operators).		
f. Inspects vehicle loads for safety and security.		
g. Begins departure at specified time in the movement order.		
h. Reports resumption of march to higher HQ staff element using analog and/or digital communications.		
6. Unit conducts unscheduled halt(s).		
a. Alerts march column with prescribed arm/hand signal.		
b. Reports halt and circumstances immediately to higher HQ staff element by analog and/or digital communications.		

TASK STEPS AND PERFORMANCE MEASURES	GO	NO-GO
c. Moves vehicles off the road while maintaining the prescribed interval between vehicles.		
d. Occupies hasty fighting position with 360-degree protective coverage.		
e. Resumes march as soon as reason for halt is rectified.		
f. Reports resumption of march to higher HQ staff element using analog and/or digital communications.		
7. Trail party recovers disabled vehicle. (O3-4995.90-0010)		
a. Posts guard to maintain surveillance until recovery operation is completed.		
b. Inspects disabled vehicle for repairability.		
c. Repairs disabled vehicle, when possible.		
d. Tows disabled vehicle to applicable maintenance activity.		
e. Reports vehicle status to convoy commander using analog and/or digital communications.		
8. Unit conducts a night convoy.		
a. Briefs drivers on night conditions.		
b. Provides visual adjustment period if march began during daylight.		
c. Prepares vehicles for blackout conditions IAW the TSOP.		
d. Maintains prescribed interval between vehicles.		
e. Wears night vision goggles (selected personnel).		
f. Wears regular eye protection goggles (all other personnel).		
g. Employs ground guides during poor visibility periods.		
9. Unit conducts convoy through an urban area.		
a. Verifies all weight, height, and width restrictions along route of march.		
b. Employs close column formation.		
c. Obeys traffic control directions unless escorted by military or HN police.		
d. Employs directional guides at all critical intersections.		
10. Convoy commander monitors unit crossing RP. (O1-7200.75-0100)		
a. Verifies that lead vehicle has crossed RP at specified time.		
b. Verifies that vehicles that have crossed RP.		
c. Forwards SITREP to higher HQ staff element using analog and/or digital communications.		

TASK PERFORMANCE / EVALUATION SUMMARY BLOCK							
ITERATION	1	2	3	4	5	M	TOTAL
TOTAL TASK STEPS EVALUATED							
TOTAL TASK STEPS "GO"							
TRAINING STATUS "GO"/"NO-GO"							

SUPPORTING INDIVIDUAL TASKS		
Task Number	Task Title	References
031-503-3008	Implement Mission-Oriented Protective Posture	STP 10-92M15-SM-TG

SUPPORTING INDIVIDUAL TASKS		
Task Number	Task Title	References
		STP 21-24-SMCT
071-326-3013	Conduct a Tactical Road March	STP 10-92M15-SM-TG
		STP 21-24-SMCT
071-329-1006	Navigate From One Point on the Ground to Another Point While Dismounted	STP 10-92M15-SM-TG
		STP 21-24-SMCT
071-331-0820	Analyze Terrain	STP 10-92M15-SM-TG
		STP 21-24-SMCT

SUPPORTING COLLECTIVE TASKS	
Task Number	Task Title
10-2-0221	Dismantle Petroleum Supply Operating Area
63-2-4001	Plan Unit Move
63-2-4002	Prepare Unit to Move

“*” indicates a leader task step.

OPFOR TASKS AND STANDARDS: NONE

- ELEMENTS:** Company Headquarters
 Food Service Section
 Unit Maintenance Section
 Supply Operations Office
 Deprocessing Platoon Headquarters
 Deprocessing Section
 Supply Platoon Headquarters
 Materiel Storage & Handling Section
 Materiel Storage & Maintenance Section

TASK: Perform Advance/Quartering Party Activities (63-2-4008)
 (FM 10-27-2) (FM 10-27-3) (FM 3-100.4)
 (FM 55-30) (STP 21-1-SMCT) (STP 21-24-SMCT)

ITERATION: 1 2 3 4 5 M (Circle)
COMMANDER/LEADER ASSESSMENT: T P U (Circle)

CONDITIONS: Departure time for the advance/quartering party has arrived, and the party is prepared to depart the assembly area. MOPP2 has been designated. All essential information, such as route, order of march, and estimated arrival time of main body, has been provided by higher HQ staff element. The party leader has been issued tentative unit layout, hasty defense, and traffic plans. The unit has analog and/or digital communications with higher HQ. The higher HQ OPORD, the unit TSOP, and higher HQ TSOP are available. The advance/quartering party possesses all required equipment. Sufficient guides, markers, and other equipment are available. Upon arrival at the new AO, the higher HQ advance/quartering party leader assigns specific unit setup areas. The main body arrives before completion of this task. This task is conducted day or night under all environmental conditions. The unit is subject to air, NBC, and ground Level I threat forces attack. Some iterations of this task should be performed in MOPP4.

TASK STANDARDS: All preparation tasks are accomplished at the new operation site as directed by the higher HQ staff element and unit commander and the main body moves into position. At MOPP4, performance degradation factors increase execution times.

TASK STEPS AND PERFORMANCE MEASURES	GO	NO-GO
1. Advance/quartering party moves to new operating site.		
a. Wears uniform as prescribed by the higher HQ movement order and TSOP.		
b. Crosses SP, checkpoints, and RP as prescribed by movement order maintaining situational awareness using analog and/or digital communications.		
c. Follows prescribed route from old to new area maintaining situational awareness using analog and/or digital communications.		
d. Reports route changes and/or information to main body by messenger, route guides, route markers, other non-electronic means, analog and/or digital communications.		
2. Advance/quartering party assists in securing the entire higher HQ area. (031-503-3008)		
a. Assumes designated MOPP level before entering new area.		
b. Provides required number of personnel for initial security teams.		
c. Provides required personnel and equipment to conduct NBC surveys of assigned area.		
3. Advance/quartering party secures the unit's new AO. (04-1910.11-1001, 04-1910.11-1002, 071-326-5705)		

TASK STEPS AND PERFORMANCE MEASURES	GO	NO-GO
a. Places OPs on probable avenues of approach consistent with the available personnel.		
b. Parks vehicles and trailers in covered positions with mirrors turned toward the ground.		
c. Conducts NBC survey of the entire assigned unit area.		
NOTE: If survey team(s) monitor high levels of contamination, area should be evacuated immediately.		
d. Conducts sweep of unit area to locate all mines, booby traps, and other signs of threat presence.		
*4. Advance/quartering party leader supervises area preparation tasks. (01-1940.00-1001, 03-3711.12-0001, 04-3306.01-0008)		
a. Conducts unit area site reconnaissance with subelement leaders, pointing out assigned areas and traffic circulation IAW layout and traffic plans.		
b. Verifies movement of subelements into their respective areas to ensure compliance with layout plan.		
c. Establishes internal communications system using runner until wire communications have been established.		
d. Enforces OPSEC measures during area preparation.		
e. Establishes unit area entrance and exit points with unit personnel as guards.		
f. Assigns to subelements the task of blocking all other possible entrance and exit points into the unit area.		
g. Enforces safety procedures IAW TSOP and publications.		
h. Enforces environmental stewardship protection program procedures.		
5. Advance/quartering party leader supervises area preparation tasks. (01-5700.02-0001, 04-1910.11-1001)		
a. Marks location of CP IAW the unit layout plan.		
b. Marks location of bivouac and administrative areas IAW the layout plan.		
c. Lays communication wire from CP to all subelements.		
d. Marks unit area traffic direction IAW the traffic plan.		
e. Erects required tentage at locations IAW the layout plan.		
f. Sets up radio antenna(s) in locations as required by the layout plan.		
g. Marks vehicle positions allowing maximum dispersion consistent with size of area and tactical situation.		
h. Marks subelements defensive boundaries IAW the security plan.		
i. Erects barriers to block all unauthorized entrances and exits into and out of the CP area.		
j. Employs camouflage and concealment measures consistent with tactical situation.		
k. Employs noise and light discipline measures.		
l. Employs communication security measures.		
m. Employs safety procedures IAW TSOP and publications.		
n. Employs environmental stewardship protection program procedures.		
6. Advance/quartering party prepares an urbanized area.		

TASK STEPS AND PERFORMANCE MEASURES	GO	NO-GO
a. Selects buildings within assigned area that provides maximum cover, concealment, and protection.		
b. Selects building for CP that provides a line of sight for antenna(s).		
c. Clears all assigned buildings of booby traps and any unnecessary items.		
d. Erects barriers to close off or channel personnel and vehicles into designated areas.		
e. Establishes Ops and defensive positions in upper stories of buildings.		
f. Employs safety procedures IAW TSOP and publications.		
g. Employs environmental stewardship protection program procedures.		
*7. Advance/quartering party leader supervises reception of main body.		
a. Identifies guide pickup points using analog and/or digital communications or messenger.		
b. Briefs ground guides on moving main body into their respective areas with emphasis on OPSEC.		
c. Monitors subelement guides activities to ensure compliance with guidance by party leader and the higher HQ and unit TSOP.		
d. Enforces counter-surveillance measures.		
8. Advance/quartering party performs guide functions.		
a. Guides elements into assigned positions without having vehicles stop in exposed areas.		
b. Employs prearranged signals IAW the higher HQ and unit TSOP.		
c. Parks one vehicle at a time during darkness or reduced visibility.		
d. Employs filtered flashlights during darkness or reduced visibility.		
e. Employs counter-surveillance measures during reception activities.		

TASK PERFORMANCE / EVALUATION SUMMARY BLOCK							
ITERATION	1	2	3	4	5	M	TOTAL
TOTAL TASK STEPS EVALUATED							
TOTAL TASK STEPS "GO"							
TRAINING STATUS "GO"/"NO-GO"							

SUPPORTING INDIVIDUAL TASKS		
Task Number	Task Title	References
031-503-3008	Implement Mission-Oriented Protective Posture	STP 10-92M15-SM-TG
		STP 21-24-SMCT
071-326-5705	Establish an Observation Post	STP 10-92M15-SM-TG
		STP 21-24-SMCT

SUPPORTING COLLECTIVE TASKS	
Task Number	Task Title
09-3-4007	Plan Occupation of a New Area of Operations
63-2-4007	Plan Occupation of a New Area of Operations
63-2-4007.09-0567	Plan Occupation of a New Area of Operations
63-2-4007.09-1007	Plan Occupation of a New Area of Operations

SUPPORTING COLLECTIVE TASKS	
Task Number	Task Title
63-2-4007.43-0079	Plan Occupation of a New Area of Operations
63-2-4007.43-0167	Plan Occupation of a New Area of Operation
63-2-4007.43-0168	Plan Occupation of a New Area of Operation
63-2-5007	Plan Occupation of a New Area of Operations

“*” indicates a leader task step.

OPFOR TASKS AND STANDARDS: NONE

- ELEMENTS:** Company Headquarters
 Food Service Section
 Unit Maintenance Section
 Supply Operations Office
 Deprocessing Platoon Headquarters
 Deprocessing Section
 Supply Platoon Headquarters
 Materiel Storage & Handling Section
 Materiel Storage & Maintenance Section

- TASK:** Occupy New Operating Site (63-2-4009)
 (FM 21-75) (FM 10-27-2) (FM 10-27-3)
 (FM 20-3) (FM 21-10) (FM 3-100.4)
 (FM 5-103) (FM 55-30) (FM 63-2)
 (FM 63-20) (FM 63-21) (FM 63-2-1)
 (STP 21-1-SMCT) (STP 21-24-SMCT)

ITERATION: 1 2 3 4 5 M (Circle)

COMMANDER/LEADER ASSESSMENT: T P U (Circle)

CONDITIONS: The unit's main body is moving into assigned positions in a new operating site. The unit has analog and/or digital communications with higher HQ. The higher HQ OPORD with all annexes and overlays, the unit TSOP, and higher HQ TSOP are available. Advance/quartering party leader briefs the commander on the status of site preparation. The commander assembles element leaders for briefing. Movement into the new area can occur during the day or night. While the unit is moving into position, the threat has the capability to launch a surprise attack with a small group. This task is performed day or night under all environmental conditions. The unit is subject to air, NBC, and ground Level I threat forces attack. Some iterations of this task should be performed in MOPP4. .

TASK STANDARDS: Unit completes initial camouflage and security functions within 20 minutes of arrival in new area. Commander finalizes layout plan within 30 minutes of arrival at new area.

TASK STEPS AND PERFORMANCE MEASURES	GO	NO-GO
1. Unit moves vehicles into positions.		
a. Reacts correctly to guide's prescribed visual signals.		
b. Takes action to minimize noise.		
c. Takes action to minimize dust and exhaust smoke.		
d. Drives vehicles into predesignated positions without stopping in exposed areas.		
e. Positions vehicle facing toward roadway to allow for quick dispersion.		
2. Unit moves vehicles to positions at night.		
a. Picks up guides at dismount point.		
b. Turns off blackout drive lights at dismount point.		
c. Reacts correctly to filtered flashlight signals of guide.		
d. Maintains noise and light discipline.		
e. Takes action to minimize dust and exhaust smoke.		
3. Vehicle operators perform initial camouflage measures. (04-1910.11-1001)		
a. Reduce reflections by turning mirrors toward the ground.		
b. Employ natural terrain patterns, available overhead cover, and shadows.		
c. Cover windshields with available natural or artificial materials.		

TASK STEPS AND PERFORMANCE MEASURES		GO	NO-GO
d.	Remove vehicle tracks by using available sweeping materials.		
e.	Perform after-operations PMCS.		
4.	Unit occupies initial defensive positions (designated personnel only).		
a.	Occupies positions as directed by advance/quartermaster party leader.		
b.	Prepares hasty fighting positions that provide frontal protection from direct fire and are at least half a meter (18 inches) deep.		
c.	Positions automatic weapons on likely avenues of approach.		
d.	Positions individual weapons to protect flanks of automatic weapons and to provide interlocking fires.		
e.	Employs hasty camouflage measures to initial security positions.		
f.	Employs light and noise discipline along defensive line.		
g.	Employs correct challenge and password techniques.		
h.	Employs safety measures IAW TSOP and publications.		
i.	Employs environmental stewardship protection program procedures.		
*5.	Commander finalizes unit layout plan.		
a.	Adjusts layout plan as terrain and tactical considerations require change.		
b.	Records adjustment(s) on analog and/or digital map overlay(s).		
c.	Identifies camouflage requirements based on terrain features.		
d.	Identifies essential tasks to complete.		
e.	Briefs subelement leaders on final layout plan and tasks to perform.		
f.	Enforces safety measures IAW TSOP and publications.		
g.	Enforces environmental stewardship protection program procedures.		

TASK PERFORMANCE / EVALUATION SUMMARY BLOCK							
ITERATION	1	2	3	4	5	M	TOTAL
TOTAL TASK STEPS EVALUATED							
TOTAL TASK STEPS "GO"							
TRAINING STATUS "GO"/"NO-GO"							

SUPPORTING INDIVIDUAL TASKS		
Task Number	Task Title	References

SUPPORTING COLLECTIVE TASKS	
Task Number	Task Title
09-3-4007	Plan Occupation of a New Area of Operations
09-3-4008	Perform Advance/Quartermaster Party Activities
63-2-4007	Plan Occupation of a New Area of Operations
63-2-4007.09-0567	Plan Occupation of a New Area of Operations
63-2-4007.09-1007	Plan Occupation of a New Area of Operations
63-2-4007.43-0079	Plan Occupation of a New Area of Operations
63-2-4007.43-0167	Plan Occupation of a New Area of Operation
63-2-4007.43-0168	Plan Occupation of a New Area of Operation
63-2-4008	Perform Advance/Quartermaster Party Activities
63-2-4008.09-0567	Perform Advance/Quartermaster Party Activities

SUPPORTING COLLECTIVE TASKS	
Task Number	Task Title
63-2-4008.09-1008	Perform Advance/Quartering Party Activities
63-2-4008.43-0079	Perform Advance/Quartering Party Activities
63-2-4008.43-0167	Perform Advance/Quartering Party Activities
63-2-4008.43-0168	Perform Advance/Quartering Party Activities
63-2-5007	Plan Occupation of New Area of Operations
63-2-5008	Perform Advance/Quartering Party Activities

“*” indicates a leader task step.

OPFOR TASKS AND STANDARDS: NONE

- ELEMENTS:** Company Headquarters
 Food Service Section
 Unit Maintenance Section
 Supply Operations Office
 Deprocessing Platoon Headquarters
 Deprocessing Section
 Supply Platoon Headquarters
 Materiel Storage & Handling Section
 Materiel Storage & Maintenance Section

TASK: Set Up Unit Headquarters, Dining Facility, and Bivouac Areas (63-2-4550)
 (FM 10-27-2) (DA PAM 385-1) (FM 100-14)
 (FM 10-27-3) (FM 20-3) (FM 21-10)
 FM 4-25.12 (FM 21-10-1) (FM 3-100.4) (FM 3-4)
 (FM 10-23) (TM 10-7360-206-13)

ITERATION: 1 2 3 4 5 M (Circle)
COMMANDER/LEADER ASSESSMENT: T P U (Circle)

CONDITIONS: The unit has been directed to setup unit headquarters and sections. The unit has analog and/or digital communications with higher HQ, and tactical operations are underway IAW the OPORD, the unit TSOP, and higher HQ TSOPs. The Unit's quartering party has escorted unit HQ to new site. New AO for unit HQ and bivouac areas have been selected in a field site or MOUT environment. Operating sites for the field kitchen, unit administrative area, unit supply, and unit maintenance have been selected. Quartering party has initially secured the area and established the CP. The layout plan is available. Sanitation facilities are required for the new area. This task is performed under all environmental conditions, both day and night. The unit is subject to air, NBC, and ground Level I threat forces attack. Some iterations of this task should be performed in MOPP4.

TASK STANDARDS: The unit HQ and bivouac areas are set up IAW TSOP and/or layout plan within the prescribed timeframe.

TASK STEPS AND PERFORMANCE MEASURES	GO	NO-GO
*1. Commander/1SG directs setup of administrative and bivouac areas. (01-3301.02-0011, 01-5700.02-0001, 01-5711.02-0001, 01-5767.02-0001, 01-9001.19-0002, 03-5101.00-0281, 03-5101.00-0282, 03-5105.00-0002, 01-0401.20-0001, 03-8310.00-9000, S3-9001.18-0001)		
a. Revises layout plan based on current situation.		
b. Designates location of unit elements based on revised layout plan.		
c. Coordinates the updated layout plan with higher HQ staff personnel.		
d. Supervises the setup of unit CP.		
e. Directs set up of bivouac area(s).		
f. Inspects setup to ensure it is set up IAW the layout plan.		
g. Enforces safety procedures IAW TSOP and publications.		
h. Enforces environmental stewardship program protective procedures.		
2. Unit HQ personnel set up the unit administrative area. (01-5703.02-0001, 01-5711.02-0001, 01-5767.02-0001)		
a. Occupy positions required for local area security IAW unit TSOP.		
b. Position equipment and tentage according to layout plan.		
c. Establish unit communications net using analog and/or digital communications.		

TASK STEPS AND PERFORMANCE MEASURES	GO	NO-GO
d. Enter higher HQ communications nets IAW current communications instructions and TSOP.		
e. Identify tentative mortuary affairs and EPW collection points.		
f. Mark vehicle parking areas.		
g. Mark traffic flow pattern.		
h. Camouflage vehicles, shelters and equipment.		
i. Employ safety procedures IAW TSOP and publications.		
j. Employ environmental stewardship program protection procedures.		
3. Unit HQ personnel set up the unit supply area. (03-5101.00-0281, 03-5101.00-0282)		
a. Set up required shelters and equipment.		
b. Secure weapons and ammunition.		
c. Position supply vehicles.		
d. Camouflage vehicles and equipment.		
e. Employ safety procedures IAW TSOP and publications.		
f. Employ environmental stewardship program protection procedures.		
4. Unit personnel set up the field feeding facility. (03-5105.00-0002)		
a. Set up mobile kitchen trailer IAW TM 10-7360-206-13.		
b. Inspect field-feeding equipment for serviceability.		
c. Set up mess kit laundry or sanitation center IAW FM 10-23.		
d. Set up hand washing facilities.		
e. Prepare for the disposal of liquid waste, garbage, and rubbish IAW FM 4-25.12 (FM 21-10-1).		
f. Camouflage vehicles, shelters, and equipment.		
g. Employ safety procedures IAW TSOP and publications.		
h. Employ environmental stewardship program protection procedures.		
5. Unit personnel set up maintenance facilities.		
a. Set up maintenance work areas.		
b. Set up maintenance equipment.		
c. Set up waste disposal areas.		
d. Position maintenance vehicles.		
e. Employ safety procedures IAW TSOP and publication.		
f. Employ environmental stewardship program protection procedures.		
6. Unit personnel set up bivouac area.		
a. Locate area away from traffic flow and roadways.		
b. Mark sleep areas.		
c. Pitch individual tentage.		
d. Set up commander's facilities.		
e. Camouflage all bivouac areas.		
f. Employ safety procedures IAW TSOP and publications.		
g. Employ environmental stewardship program protection procedures.		

TASK STEPS AND PERFORMANCE MEASURES	GO	NO-GO
7. Unit personnel set up field sanitation facilities.		
a. Construct latrine(s).		
b. Place screen or canvas around latrine(s).		
c. Construct simple hand washing device for each latrine.		
d. Set up unit water source.		
e. Employ safety procedures IAW TSOP and publications.		
f. Employ environmental stewardship program protection procedures.		

TASK PERFORMANCE / EVALUATION SUMMARY BLOCK							
ITERATION	1	2	3	4	5	M	TOTAL
TOTAL TASK STEPS EVALUATED							
TOTAL TASK STEPS "GO"							
TRAINING STATUS "GO"/"NO-GO"							

SUPPORTING INDIVIDUAL TASKS		
Task Number	Task Title	References

"**" indicates a leader task step.

SUPPORTING COLLECTIVE TASKS: NONE
OPFOR TASKS AND STANDARDS: NONE

TASK STEPS AND PERFORMANCE MEASURES	GO	NO-GO
c. Checks personnel as they arrive, to ensure only personnel listed on current access rosters enter the unit area.		
d. Annotates recall roster to indicate personnel are present for duty as they arrive.		
e. Computes percent present for duty IAW recall plan.		
f. Briefs commander on present-for-duty status as recall progresses.		
g. Disestablishes control check-in point when 100 percent of unit are present or accounted for.		
*3. UMO assembles deployment teams.		
a. Identifies unit deployment team requirements by reviewing movement plan.		
b. Confirms personnel are available for designated deployment teams.		
c. Requests commander assign additional and/or replacement deployment team members, as required.		
d. Briefs deployment teams on their duties and responsibilities IAW the movement plan.		
e. Briefs commander on status of deployment teams.		
*4. Unit leaders supervise unit element alert activities.		
a. Monitor arrival of unit element personnel to ensure all personnel are accounted for.		
b. Supervise establishment of security of assigned area IAW security plan.		
c. Brief personnel on deployment.		
*5. Section chiefs and/or team leaders supervise alert activities.		
a. Inspect personnel as they arrive to ensure all have required clothing and personal gear.		
b. Inspect alert bags to ensure all personal gear is present and serviceable.		
c. Assign personnel to security posts IAW security plan.		
d. Brief unit element leaders on alert status.		
6. Unit performs recall activities.		
a. Relays alert notification, as required.		
b. Reports to duty for unit HQ IAW recall plan.		
c. Repairs or replaces personal gear, as required.		
d. Performs security functions, as required.		
e. Provides dependents with information on deployment, as permitted.		

TASK PERFORMANCE / EVALUATION SUMMARY BLOCK							
ITERATION	1	2	3	4	5	M	TOTAL
TOTAL TASK STEPS EVALUATED							
TOTAL TASK STEPS "GO"							
TRAINING STATUS "GO"/"NO-GO"							

"*" indicates a leader task step.

SUPPORTING INDIVIDUAL TASKS: NONE
SUPPORTING COLLECTIVE TASKS: NONE
OPFOR TASKS AND STANDARDS: NONE

- ELEMENTS:** Company Headquarters
 Food Service Section
 Unit Maintenance Section
 Supply Operations Office
 Deprocessing Platoon Headquarters
 Deprocessing Section
 Supply Platoon Headquarters
 Materiel Storage & Handling Section
 Materiel Storage & Maintenance Section

TASK: Perform Human Resources Predeployment Activities (63-2-4802)
 (AR 220-10) (AR 220-1) (FM 100-17)
 (FM 55-10) FM 4-01.011(FM 55-65)

ITERATION: 1 2 3 4 5 M (Circle)
COMMANDER/LEADER ASSESSMENT: T P U (Circle)

CONDITIONS: The unit has activated the recall plan. Unit personnel are accounted for and are prepared for predeployment processing. S1 has provided a SRP schedule to the commander. The unit has coordinated with the S1 for assistance, as needed. Transportation to move the unit to the processing center is available. The deployment SOP, movement plan, family assistance plan, and higher HQ deployment OPORD are available. The unit has analog and digital communications with higher HQ. The unit is deploying as part of a higher HQ deployment. SRP activities are performed day or night under all environmental conditions. Some iterations of this task should be performed in MOPP4.

TASK STANDARDS: Predeployment personnel and administrative activities are accomplished IAW the movement plan, deployment OPORD, S1 SRP schedule, and commander's guidance.

TASK STEPS AND PERFORMANCE MEASURES	GO	NO-GO
*1. Commander directs personnel and administrative predeployment activities.		
a. Directs HQ to update the USR using current data IAW AR 220-1.		
b. Directs the XO/1SG to publish a unit SRP schedule based on the S1 SRP schedule.		
c. Forwards list of nondeployable personnel to the higher HQ staff element using analog and/or digital communications.		
d. Directs personnel to complete SRP activities.		
e. Directs personnel to secure POVs and personal property IAW movement plan.		
f. Directs XO to prepare briefing for dependents.		
g. Directs XO to update family assistance plan, as required.		
h. Requests that the S1 appoint pay agents during deployment, if necessary, using analog and/or digital communications.		
i. Coordinates with S1 section to close out fund account using analog and/or digital communications.		
j. Coordinates through higher HQ and port commander to identify number of supercargoes (unit personnel traveling with unit equipment) authorized and POC for supercargoes using analog and/or digital communications.		
NOTE: Performance step "j" is not used by the IBCT.		
k. Briefs battalion commander on status of SRP activities.		
2. Unit HQ processes SRP records.		
a. Delivers unit SRP records to SRP site.		

TASK STEPS AND PERFORMANCE MEASURES	GO	NO-GO
b. Verifies that 100 percent of deploying personnel have processed.		
c. Returns SRP records to company HQ.		
d. Delivers SRP records to battalion rear detachment prior to departure.		
3. Unit HQ performs personnel replacement functions.		
a. Identifies nondeployable personnel by reviewing monthly USR, 1SG daily report, and SRP results.		
b. Coordinates with higher HQ staff element for replacement personnel using analog and/or digital communications.		
c. Recommends assignment of replacement personnel to commander.		
d. Assigns replacement personnel IAW commander's instructions.		
e. Updates the family assistance plan, as required.		
4. Unit HQ monitors unit SRP activities.		
a. Publishes unit SRP schedule based on movement plan, S1 section SRP schedule, and commander's guidance.		
b. Distributes unit SRP schedule to platoons and sections.		
c. Monitors SRP to ensure activities are completed IAW SRP schedule.		
d. Coordinates with the higher HQ staff element for additional SRP using analog and/or digital communications, as required.		
e. Briefs commander on SRP status.		
*5. Unit leaders supervise personnel and administrative SRP activities.		
a. Direct personnel to complete SRP IAW SRP schedule.		
b. Designate personnel to assist contact teams in SRP activities, as required.		
c. Monitor SRP to ensure activities are completed IAW SRP schedule.		
d. Coordinate with the UMO/NCO for additional SRP, as required.		
e. Identify nondeployable personnel.		
f. Coordinate personnel replacement with company HQ.		
g. Monitor securing of POVs and personal property for compliance with movement plan and commander's instructions.		
h. Brief personnel on family assistance plan.		
i. Brief commander on results of SRP.		
6. Company personnel perform SRP activities.		
a. Perform SRP contact team functions, as directed.		
b. Complete processing activities, as directed.		
c. Secure POVs and personal property IAW movement plan and commander's instructions.		

TASK PERFORMANCE / EVALUATION SUMMARY BLOCK							
ITERATION	1	2	3	4	5	M	TOTAL
TOTAL TASK STEPS EVALUATED							
TOTAL TASK STEPS "GO"							
TRAINING STATUS "GO"/"NO-GO"							

"*" indicates a leader task step.

SUPPORTING INDIVIDUAL TASKS: NONE
SUPPORTING COLLECTIVE TASKS: NONE
OPFOR TASKS AND STANDARDS: NONE

TASK STEPS AND PERFORMANCE MEASURES	GO	NO-GO
c. Annotates training results on individual and team training records.		

TASK PERFORMANCE / EVALUATION SUMMARY BLOCK							
ITERATION	1	2	3	4	5	M	TOTAL
TOTAL TASK STEPS EVALUATED							
TOTAL TASK STEPS "GO"							
TRAINING STATUS "GO"/"NO-GO"							

"*" indicates a leader task step.

SUPPORTING COLLECTIVE TASKS: NONE
OPFOR TASKS AND STANDARDS: NONE

TASK STEPS AND PERFORMANCE MEASURES	GO	NO-GO
e. Issue individual basic loads, as required.		
f. Employ safety procedures IAW TSOP and applicable publications.		
g. Employ environmental stewardship protection program procedures.		
3. Unit HQ provides supply support.		
a. Submits requests to servicing SSA to upgrade FAD on all requisitions already in the system.		
b. Coordinates with the S4 for additional DODAACs to be requested, as needed, for the rear detachment and deploying detachments using analog and/or digital communications.		
c. Submits changes of the "ship-to" address for the unit DODAAC to the servicing SSA, to ensure correct routing of requested supplies to the unit's deployment address using analog and/or digital communications.		
d. Submits requests for issue of personal clothing and equipment to S4 section IAW AR 700-84 using analog and/or digital communications.		
e. Submits request for basic loads and required supplies and equipment to S4 Section IAW Movement Plan and TSOP using analog and/or digital communications.		
f. Submits request for eyeglasses, inserts, and hearing aids to the S4 section using analog and/or digital communications, as required.		
g. Requests supplies to support movement operations (BBPCT, dunnage, and pallet covers).		
h. Draws basic loads IAW S4 section's instructions.		
i. Coordinates with S4 section to resolve outstanding requisitions using analog and/or digital communications.		
j. Coordinates with commander or S4 section for transportation and MHE support using analog and/or digital communications to pick-up, issue, and/or pack deployment supplies, if necessary.		
k. Inspects float and/or replacement equipment for serviceability.		
l. Signs for float and/or replacement equipment.		
m. Issues supplies and equipment IAW TSOP, as required.		
n. Secures unissued supplies and equipment IAW TSOP.		
o. Turns in equipment, supplies, and hazardous material to appropriate facility, as required.		
p. Prepares hand receipt annex and/or transfer documentation for unit property being transferred.		
q. Prepares backup of all automated supply systems prior to deployment.		
r. Briefs commander on deployment supply status.		
s. Employs safety procedures IAW TSOP and applicable publications.		
t. Employs environmental stewardship protection program procedures.		

TASK PERFORMANCE / EVALUATION SUMMARY BLOCK							
ITERATION	1	2	3	4	5	M	TOTAL
TOTAL TASK STEPS EVALUATED							
TOTAL TASK STEPS "GO"							
TRAINING STATUS "GO"/"NO-GO"							

"*" indicates a leader task step.

SUPPORTING INDIVIDUAL TASKS: NONE
SUPPORTING COLLECTIVE TASKS: NONE
OPFOR TASKS AND STANDARDS: NONE

- ELEMENTS:** Company Headquarters
 Food Service Section
 Unit Maintenance Section
 Supply Operations Office
 Deprocessing Platoon Headquarters
 Deprocessing Section
 Supply Platoon Headquarters
 Materiel Storage & Handling Section
 Materiel Storage & Maintenance Section

TASK: Perform Predeployment Maintenance Activities (63-2-4805)
 (FM 4-30.3) (AR 220-1) (AR 700-138)
 (AR 750-1) (DA PAM 738-750) (DA PAM 750-1)
 (DA PAM 750-35) (FM 100-17) (FM 3-100.4)

ITERATION: 1 2 3 4 5 M (Circle)
COMMANDER/LEADER ASSESSMENT: T P U (Circle)

CONDITIONS: The unit is preparing for deployment to an overseas site. Sufficient time exists for the unit to conduct predeployment maintenance activities. The commander has designated a motor officer. Required tools, equipment, and personnel are available. MSTs are available in the unit maintenance area. The movement plan, maintenance SOP, and higher HQ deployment OPORD are available. The unit has analog and/or digital communications with higher HQ. The unit is deploying as part of a higher HQ deployment. Predeployment maintenance is performed day or night under all environmental conditions. Some iterations of this task should be performed in MOPP4.

TASK STANDARDS: Predeployment maintenance is accomplished IAW the maintenance SOP and commander's guidance.

TASK STEPS AND PERFORMANCE MEASURES	GO	NO-GO
*1. Commander directs predeployment maintenance activities. (03-4976.90-0501, O1-4965.90-0001)		
a. Monitors maintenance activities for compliance with the maintenance SOP and commander's guidance.		
b. Approves the use of controlled exchange when required repair parts are not available.		
c. Checks MCSR for accuracy and completeness.		
d. Forwards MCSR to the S4 section using analog and/or digital communications.		
e. Coordinates with S4 for maintenance support using analog and/or digital communications, as required.		
f. Prioritizes internal repair of vehicles and equipment.		
g. Enforces safety procedures IAW TSOP and applicable publications.		
h. Enforces environmental stewardship protection program procedures.		
*2. Motor officer/motor sergeant supervises predeployment maintenance activities. (03-5101.00-0283, O1-4965.90-0001)		
a. Identifies unit operational readiness levels by reviewing vehicle and equipment status reports, PMCS, and predeployment maintenance checks.		
b. Prepares MCSR IAW AR 220-1 and AR 700-138.		
c. Submits current MCSR to commander.		
d. Submits request for direct support maintenance to commander, as required.		

TASK STEPS AND PERFORMANCE MEASURES	GO	NO-GO
e. Submits request for controlled exchanges to commander for approval.		
f. Designates unit maintenance personnel to assist direct support maintenance element IAW maintenance SOP and S4 section and commander's instructions.		
g. Directs calibration of tools, if required.		
h. Verifies PLL inventory by conducting spot checks.		
i. Submits request for PLL replenishment to S4 section using analog and/or digital communications, as required.		
j. Verifies completion of repairs by reviewing maintenance records.		
k. Coordinates with S4 section to identify status of vehicles and equipment in support maintenance using analog and/or digital communications.		
l. Coordinates with S4 section to evacuate nondeployable vehicles and equipment to support maintenance using analog and/or digital communications.		
m. Verifies unit member's civilian and military driver's licenses and equipment licenses for validation and reissue, as needed.		
n. Prepares backup of all automated maintenance systems prior to deployment.		
o. Briefs the commander on maintenance status of vehicles and equipment, as required.		
p. Enforces safety procedures IAW TSOP and applicable publications.		
q. Enforces environmental stewardship protection program procedures.		
3. Maintenance unit performs field maintenance activities.		
a. Calibrates tools, as required.		
b. Inspects equipment IAW appropriate operator and organizational maintenance TMs.		
c. Records all deficiencies on equipment inspection worksheets.		
d. Corrects unit-level maintenance deficiencies.		
e. Corrects DS-level maintenance deficiencies.		
f. Requests required repair parts from PLL clerk.		
g. Repairs equipment IAW applicable TM(s).		
h. Requests approval for controlled exchange through motor officer or sergeant when required repair parts are not available.		
i. Performs controlled exchange IAW motor officer or sergeant's instructions.		
j. Performs final inspection to ensure quality control of repairs.		
k. Conducts inventory of PLL to confirm shortages IAW PLL listing.		
l. Submits request for PLL replenishment to supporting SSA, as required.		
m. Performs technical inspections of float and/or replacement equipment IAW appropriate TMs and manufacturer's instructions.		
n. Releases equipment to appropriate unit elements.		
o. Employs safety procedures IAW TSOP and applicable publications.		
p. Employs environmental stewardship protection program procedures.		
4. Unit HQ conducts transactions with maintenance support elements.		
a. Identifies vehicles and equipment that require maintenance support element support.		
b. Prepares required documentation for submission to maintenance support element.		

TASK STEPS AND PERFORMANCE MEASURES	GO	NO-GO
c. Delivers vehicles and equipment to maintenance support element.		
d. Picks up equipment from maintenance support element upon notification that repairs are completed.		
e. Notifies owning element to pick up vehicles and equipment.		
*5. Unit leaders supervise predeployment operator maintenance activities.		
a. Monitor performance of PMCS and predeployment maintenance for compliance with maintenance SOP, appropriate TM, and commander's guidance.		
b. Inspect vehicles, weapons, and equipment to ensure compliance with maintenance SOP, appropriate TM and commander's guidance.		
c. Provide input for MCSR to motor officer, as required.		
d. Enforce safety procedures IAW TSOP and applicable publications.		
e. Enforce environmental stewardship protection program procedures.		
6. Unit performs predeployment operator maintenance.		
a. Performs PMCS IAW appropriate TM(s).		
b. Notifies supervisor of maintenance problems beyond operator's capabilities.		
c. Checks vehicle load plan to ensure required tools and equipment are on hand.		
d. Employs safety procedures IAW TSOP and applicable publications.		
e. Employs environmental stewardship program protection procedures.		

TASK PERFORMANCE / EVALUATION SUMMARY BLOCK							
ITERATION	1	2	3	4	5	M	TOTAL
TOTAL TASK STEPS EVALUATED							
TOTAL TASK STEPS "GO"							
TRAINING STATUS "GO"/"NO-GO"							

"*" indicates a leader task step.

SUPPORTING COLLECTIVE TASKS: NONE
OPFOR TASKS AND STANDARDS: NONE

TASK STEPS AND PERFORMANCE MEASURES	GO	NO-GO
*2. UMO supervises vehicle and equipment preparation activities.		
a. Updates AUDEL to reflect vehicles, equipment, and supplies to deploy based on physical inventory and commander's guidance.		
b. Updates AUDEL to reflect actual weights based on results of weighing and any dimensions beyond those listed in current technical publications for equipment TOE LIN/INDEX NO.		
c. Inputs updated AUDEL into the ITO or field movement control element TC-ACCIS station.		
NOTE: When verified by the UMO, the updated AUDEL becomes the DEL produced by TC-ACCIS.		
d. Provides UMC and/or S4 section with information on oversize and overweight vehicles, equipment, and cargo requiring special handling, as required.		
e. Coordinates with UMC for DEL, BBPCT material requirements lists, vehicle/rail loading plans and schedules, special hauling permit requests, military shipping labels, and convoy clearance requests produced by TC-ACCIS using analog and/or digital communications.		
f. Coordinates with S4 section for RF tags for ITV of sensitive/classified cargo, IAW directives from higher HQ using analog and/or digital communications.		
g. Coordinates with S4 section for packing materials, weighing scales, MHE, containers, inserts, pallets, and other equipment preparation and loading materials using analog and/or digital communications, as required.		
h. Coordinates with S4 for customs inspection per unit SOP using analog and/or digital communications.		
i. Provides unit leaders with deployment forms, shipping labels, and documents, as required.		
j. Coordinates container pick-up with higher HQ staff element.		
k. Provides special instructions to packing and crating teams, if necessary.		
l. Provides container-packing schedule to unit leaders.		
m. Identifies transportation support requirements by reviewing movement plan and current vehicle status reports.		
n. Coordinates with S4 section for movement of vehicles and equipment to rail loading site.		
o. Provides rail loading plan to rail loading team chief.		
p. Provides rail loading team proper tools to conduct rail loadout.		
q. Coordinates with UMC for port call message and verification of movement plan A/SPOE requirements and procedures.		
r. Conducts risk assessment considering factors such as time, duration, and cargo to ensure the mission is safely completed.		
s. Briefs commander on status of preparation of vehicles and equipment for deployment.		
*3. Unit leaders supervise preparation of unit elements for deployment.		
a. Verify adequate space has been allowed for personnel items and secondary loads by reviewing loading plans.		
b. Revise loading plans, as required.		
c. Monitor packing and loading for compliance with deployment SOP, movement plan, and UMO's instructions.		
d. Inspect area to ensure all equipment to deploy has been packed and/or loaded.		

TASK STEPS AND PERFORMANCE MEASURES	GO	NO-GO
e. Inspect area to ensure all excess vehicles, equipment, and supplies have been turned in or placed in a designated holding area.		
f. Inspect internal loads to ensure loads are secure and in compliance with loading plans.		
g. Notify UMO of any load plan revisions using analog and/or digital communications.		
*4. UMO maintains an up-to-date AUEL.		
a. Conducts physical inventory of vehicles and equipment to deploy to verify accuracy of AUEL.		
b. Revises AUEL, as required.		
c. Submits AUEL changes to UMC, if necessary.		
5. Packing and crating teams prepare equipment for deployment.		
a. Pack containers IAW loading plans, DEL, and UMO's instructions.		
b. Pack hazardous materials IAW Deployment SOP, UMO's instructions, and applicable publications.		
c. Prepare container packing lists and shipping documents IAW UMO's instructions and applicable publications.		
d. Distribute container packing lists and shipping documents IAW UMO's instructions and applicable publications.		
e. Place military shipping labels and designated markings on containers IAW movement plan, deployment SOP, and UMO's instructions.		
f. Assist container pick-up crew in loading operations, as required.		
g. Employ safety procedures IAW TSOP and applicable publications.		
h. Employ environmental stewardship protection program procedures.		
6. Unit prepares vehicles, equipment, and personal gear for deployment.		
a. Places equipment not being deployed in designated storage area IAW movement plan and commander's instructions.		
b. Turns in excess vehicles, equipment, and supplies to supply sergeant IAW deployment SOP and/or commander's instructions.		
c. Packs personal gear IAW movement plan.		
d. Marks and/or tags vehicles, equipment, and personal gear IAW deployment SOP, movement plan, and UMO's instructions.		
e. Attaches RF/AIT tags and applies military shipping labels on vehicles and equipment IAW movement plan and UMO's instructions.		
f. Moves equipment to be packed in containers, to the container packing area IAW UMO's instructions.		
g. Loads vehicles IAW deployment SOP, movement plan, loading plans, and UMO's instructions.		
h. Moves vehicles to designated area for marshaling or rail loading site, as directed.		
i. Employs safety procedures IAW TSOP and applicable publications.		
7. Weighing and marking team weighs and marks vehicles for deployment.		
a. Sets up weighing and marking area in designated area IAW deployment SOP.		
b. Guides vehicles onto scales as they arrive.		
c. Identifies vehicle gross weight.		
d. Identifies vehicle axle weights (air movement only).		

TASK STEPS AND PERFORMANCE MEASURES	GO	NO-GO
e. Computes vehicle center of balance based on axle weights (air movement only).		
f. Marks center of balance on vehicles IAW deployment SOP, DODD 4500.9, and UMO's instructions (air movement only).		
g. Reports gross weights for each deploying vehicle to UMO.		
h. Disestablishes weighing and marking area.		
i. Returns vehicle weighing scales IAW UMO or owning facility officials' instructions.		
*8. Rail loading team OIC/NCOIC supervises rail-loading activities.		
a. Conducts safety briefing for all unit personnel at the rail loading site IAW local procedures.		
b. Coordinates with UMO for rail loading plans.		
c. Coordinates with installation UMC to identify special rail loading requirements.		
d. Verifies the presence of all rail guards by conducting roll call, if required.		
e. Verifies the presence of manifested vehicles and equipment by conducting physical inventory.		
f. Inspects vehicles and equipment for military shipping labels, proper markings, and adequacy of BBPCT procedures.		
g. Provides a cargo manifest to conductor, if required.		
h. Notifies commander when rail loading is complete.		
i. Enforces safety procedures IAW TSOP and applicable publications.		
j. Enforces environmental stewardship protection program procedures.		
9. Rail loading team performs rail loading.		
a. Stages vehicles IAW rail loading plan.		
b. Loads vehicles and equipment on rail cars IAW rail loading plan and UMO's instructions.		
c. Secures vehicles and equipment IAW rail loading plan and UMO's instructions.		
d. Notifies rail loading team chief when rail loading is complete.		
e. Employs safety procedures IAW TSOP and applicable publications.		
f. Employs environmental stewardship protection program procedures.		

TASK PERFORMANCE / EVALUATION SUMMARY BLOCK							
ITERATION	1	2	3	4	5	M	TOTAL
TOTAL TASK STEPS EVALUATED							
TOTAL TASK STEPS "GO"							
TRAINING STATUS "GO"/"NO-GO"							

"*" indicates a leader task step.

SUPPORTING INDIVIDUAL TASKS: NONE
SUPPORTING COLLECTIVE TASKS: NONE
OPFOR TASKS AND STANDARDS: NONE

TASK STEPS AND PERFORMANCE MEASURES	GO	NO-GO
g. Marks vehicles for movement to A/SPOE IAW DODD 4500.9, FM 55-30, Movement Order, and UMO's instructions.		
h. Places military shipping labels on vehicles and equipment IAW movement plan and UMO's instructions.		
i. Employs safety procedures IAW TSOP and applicable publications.		
*3. Convoy, serial, and march commanders and leaders organize convoy for movement to A/SPOE. (01-7300.75-0500)		
a. Assign vehicle positions with the heavier, slower vehicles placed first.		
b. Assign recovery vehicle(s) positions, where they can move to disabled vehicles without disrupting convoy movement.		
NOTE: Unit will assign MTS equipped vehicles as control vehicles, if available.		
c. Assign sufficient number of recovery vehicles and mechanics to trail party element.		
d. Provide trail maintenance party with minimum quantities of packaged POL supplies and Class IX ASL/PLL parts to support the convoy IAW FM 4-01.011.		
e. Provide vehicle position listing with location of all vehicles to the trail party leader.		
f. Open radio net(s) as specified in the movement plan.		
*4. Convoy, serial, and march commanders and leaders conduct premovement inspections. (04-3304.01-0002)		
a. Inspect personnel and their equipment for compliance with movement directive, movement plan, and commander's instructions.		
b. Inspect organizational equipment for accountability and serviceability.		
c. Inspect vehicles, trailers, and loads for serviceability, proper stowing, and security.		
d. Forward personnel and equipment status to unit HQ and S2/S3 section using analog and/or digital communications.		
*5. Convoy commander conducts briefings for convoy personnel. (03-9007.01-0020)		
a. Provides strip maps to each vehicle driver.		
b. Briefs convoy chain of command.		
c. Briefs convoy route.		
d. Prescribes the rate of march and catch-up speeds.		
e. Briefs vehicle intervals.		
f. Identifies scheduled halts.		
g. Briefs safety, accident, and breakdown procedures.		
h. Identifies location of maintenance support.		
i. Provides location and identification of destination.		
j. Briefs arm/hand signals and SOI, including radio frequencies and call signs.		
6. Unit prepares to cross SP.		
a. Stages vehicles for convoy IAW convoy commander's instructions.		
b. Notifies convoy commander that vehicles are ready to cross SP for convoy to A/SPOE using analog and/or digital communications.		

TASK PERFORMANCE / EVALUATION SUMMARY BLOCK							
ITERATION	1	2	3	4	5	M	TOTAL
TOTAL TASK STEPS EVALUATED							
TOTAL TASK STEPS "GO"							
TRAINING STATUS "GO"/"NO-GO"							

"*" indicates a leader task step.

SUPPORTING COLLECTIVE TASKS: NONE
OPFOR TASKS AND STANDARDS: NONE

- ELEMENTS:** Company Headquarters
 Food Service Section
 Unit Maintenance Section
 Supply Operations Office
 Deprocessing Platoon Headquarters
 Deprocessing Section
 Supply Platoon Headquarters
 Materiel Storage & Handling Section
 Materiel Storage & Maintenance Section

TASK: Conduct Nontactical Road March (63-2-4808)
 (FM 55-30) (FM 4-30.3)

ITERATION: 1 2 3 4 5 M (Circle)

COMMANDER/LEADER ASSESSMENT: T P U (Circle)

CONDITIONS: Time specified to cross SP for convoy to A/SPOE has arrived. All equipment to be moved by convoy is loaded and vehicles are positioned for departure. The route of march is identified and has been traveled by a reconnaissance party. The convoy, serial, and march commanders have been designated, as applicable. All weight, height, and width restrictions along route of march have been verified. Coordination for rest stops, convoy support facilities, and personnel and maintenance support has been accomplished. A security element has been assigned. RP is within the A/SPOE MA. Convoy operations may be performed during the day or night. Radio and visual signals are used for march column control, as appropriate. The movement plan and deployment OPORD are available. Map and overlays with checkpoints, SP, RP, and critical points are available. Column may conduct halts during movement. Some iterations of this task should be performed in MOPP4.

TASK STANDARDS: SP, checkpoints, and RP are crossed at times specified in the movement plan or times adjusted on the road movement table by the convoy commander.

TASK STEPS AND PERFORMANCE MEASURES	GO	NO-GO
*1. Convoy commander initiates convoy. (O1-7200.75-0100)		
a. Directs lead vehicle to cross SP at specified time.		
b. Verifies vehicles have crossed the SP.		
c. Forwards SP crossing report to S2/S3 section when unit elements have crossed the SP using analog and/or digital communications.		
*2. Convoy commander reports convoy information to higher HQ staff element.		
a. Forwards checkpoint(s) clearance report as checkpoints are crossed using analog and/or digital communications.		
b. Employs current SOI/SSI codes in all transmissions.		
*3. Convoy commander enforces march discipline. (O1-7200.75-0100)		
a. Places directional guides at all critical intersections along route, if necessary.		
b. Assumes position(s) along march route that provides command presence at critical turns or other points of decision.		
c. Enforces all movement policies defined in the movement plan, with emphasis on formation, distances, speeds, passing procedures, and halts.		
d. Adjusts formation distances and speed consistent with roads and speed limits.		
e. Enforces security measures to protect equipment and cargo during halts.		

TASK STEPS AND PERFORMANCE MEASURES	GO	NO-GO
f. Communicates to unit leaders and operators any violations of march discipline or changes to current orders, using analog and/or digital communications or proper visual signals.		
4. Unit employs march discipline.		
a. Maintains designated march speed specified in movement plan or as prescribed by the convoy commander.		
b. Maintains proper vehicle interval as specified in movement plan or as adjusted by the convoy, serial, or march commander.		
c. Obeys vehicle driving regulations and safe driving procedures based on conditions.		
d. Crosses all checkpoints as scheduled.		
e. Reacts correctly to convoy, serial, or march commander's arm/hand signals.		
5. Unit conducts scheduled halt(s).		
a. Stops column at prescribed time and location.		
b. Reports scheduled halt to higher HQ staff element, if appropriate, using analog or digital communications.		
c. Performs during-operation PMCS on vehicles (operators).		
d. Inspects vehicle loads for safety and security.		
e. Begins departure at specified time in the movement plan or convoy commander's instructions.		
f. Reports resumption of march to higher HQ staff element using analog and/or digital communications, if appropriate.		
6. Unit conducts unscheduled halt(s).		
a. Alerts march column with prescribed arm/hand signal.		
b. Reports halt and circumstances to S2/S3 section using analog and/or digital communications, if appropriate.		
c. Resumes march as soon as reason for halt is rectified.		
d. Reports resumption of march to higher HQ staff element using analog and/or digital communications, if appropriate.		
7. Trail party recovers disabled vehicle.		
a. Inspects disabled vehicle for repairability.		
b. Repairs disabled vehicle, when possible.		
c. Reports vehicle status to convoy commander using analog and/or digital communications.		
d. Tows disabled vehicle to applicable maintenance facility or destination based on convoy commander's instructions.		
*8. Convoy commander monitors unit crossing RP. (O1-7200.75-0100)		
a. Verifies that lead vehicle has crossed RP at specified time.		
b. Verifies the vehicles that have crossed RP.		
c. Forwards SITREP to higher HQ staff element using analog and/or digital communications.		

TASK PERFORMANCE / EVALUATION SUMMARY BLOCK							
ITERATION	1	2	3	4	5	M	TOTAL
TOTAL TASK STEPS EVALUATED							
TOTAL TASK STEPS "GO"							
TRAINING STATUS "GO"/"NO-GO"							

SUPPORTING INDIVIDUAL TASKS: NONE

SUPPORTING COLLECTIVE TASKS	
Task Number	Task Title
09-3-4804	Perform Predeployment Supply Activities
09-3-4805	Perform Predeployment Maintenance Activities
09-3-4806	Prepare Vehicles and Equipment for Deployment
09-3-4807	Prepare Unit for Nontactical Move
63-2-4804	Perform Predeployment Supply Activities
63-2-4804.09-0567	Perform Predeployment Supply Activities
63-2-4804.09-1056	Perform Predeployment Supply Activities
63-2-4804.43-0008	Perform Predeployment Supply Activities
63-2-4804.43-0009	Perform Predeployment Supply Activities
63-2-4804.43-0079	Perform Predeployment Supply Activities
63-2-4804.43-0167	Perform Predeployment Supply Activities
63-2-4805	Perform Predeployment Maintenance Activities
63-2-4805.09-1057	Perform Predeployment Maintenance Activities
63-2-4805.43-0167	Perform Predeployment Maintenance Activities
63-2-4805.43-0168	Perform Predeployment Maintenance Activities
63-2-4806	Prepare Vehicles and Equipment for Deployment
63-2-4806.09-1058	Prepare Vehicles and Equipment for Deployment
63-2-4806.43-0167	Prepare Vehicles and Equipment for Deployment
63-2-4806.43-0168	Prepare Vehicles and Equipment for Deployment
63-2-4807	Prepare Unit for Nontactical Move
63-2-4807.09-1059	Prepare Unit for Nontactical Move
63-2-4807.43-0167	Prepare Unit for Nontactical Move
63-2-4807.43-0168	Prepare Unit for Nontactical Move
63-2-5804	Perform Predeployment Supply Activities
63-2-5805	Perform Predeployment Maintenance Activities
63-2-5806	Prepare Vehicles and Equipment for Deployment
63-2-5807	Prepare Unit for Nontactical Move

"*" indicates a leader task step.

OPFOR TASKS AND STANDARDS: NONE

TASK STEPS AND PERFORMANCE MEASURES	GO	NO-GO
l. Directs team to correct deficiencies noted during PSA acceptance inspection.		
m. Transfers custody of vehicles, equipment, and cargo to SPOE officials.		
n. Briefs the higher HQ commander or designated representative on status of SPOE activities.		
2. Supercargoes representative performs SPOE activities.		
a. Reports to port commander's representative IAW UMO's instructions.		
b. Performs SPOE activities IAW port commander's instructions.		
c. Coordinates with vessel POC for instructions on responsibilities and accommodations.		
d. Loads baggage IAW instructions from vessel POC.		
e. Boards ship IAW instructions from vessel POC.		
f. Employs safety procedures.		
*3. UMO coordinates SPOE activities.		
a. Coordinates with PSA officials to verify loading sequence of vehicles and equipment (ship stow plan).		
b. Monitors PSA acceptance inspection of vehicles and cargo to determine deficiencies.		
c. Coordinates with maintenance support POC for disposition of excess fuel, POL products, and maintenance support as necessary.		
d. Inspects military shipping labels and markings on vehicles and equipment for compliance with deployment SOP and PSA officials' instructions.		
e. Coordinates with PSA officials to correct deficiencies in military shipping labels and markings on vehicles and equipment.		
f. Briefs commander and/or SPOE team OIC on status of SPOE activities.		
*4. UMO coordinates rail offloading.		
a. Coordinates with PSA officials and intermediate command UMO for rail offloading schedule and requirements.		
b. Designates personnel to assist in rail offloading activities.		
c. Briefs personnel designated to perform rail-offloading activities on schedule and requirements.		
d. Supervises rail-offloading activities.		
e. Assumes custody of equipment deployed by rail by signing appropriate shipping documents.		
f. Notifies SPOE team leaders equipment deployed by rail has arrived in the MA.		
g. Briefs commander/SPOE team OIC on status of rail offloading activities.		
5. SPOE team performs rail-offloading operations.		
a. Reports to the railhead IAW UMO's instructions.		
b. Offloads equipment from railcars IAW PSA officials' instructions.		
c. Moves equipment to SPOE MA IAW PSA officials' instructions.		
d. Employs safety procedures.		
e. Employs environmental stewardship protection program procedures.		
6. SPOE team performs SPOE MA maintenance.		

TASK STEPS AND PERFORMANCE MEASURES	GO	NO-GO
a. Performs after operation PMCS IAW deployment SOP and appropriate TM.		
b. Notifies supervisor of maintenance problems beyond operator's capability.		
c. Checks vehicles, cargo, and personal gear for completeness, damage, proper markings, and compliance with loading plans.		
d. Conducts final preparation of vehicles and equipment IAW deployment SOP.		
e. Adjusts vehicle fuel levels IAW movement plan and PSA officials' instructions.		
f. Turns in excess fuel and POL products IAW UMO's instructions.		
g. Verifies placement of placards, labels, and certification documents on hazardous material IAW deployment SOP, movement plan, and PSA officials' instructions.		
h. Corrects deficiencies on vehicles, cargo, and personal gear IAW company leader's instructions.		
i. Moves to SPOE SA, as directed.		
j. Employs safety procedures.		
k. Employs environmental stewardship protection program procedures.		
*7. SPOE team leaders supervise final preparation of vehicles, equipment, cargo, and personal gear for deployment.		
a. Inspect military shipping labels and markings on vehicles, cargo and equipment for compliance with deployment SOP, port call message, and UMO's instructions.		
b. Inspect vehicles and cargo to ensure deficiencies noted during acceptance inspection have been corrected.		
c. Coordinate maintenance assistance with commander and/or SPOE team OIC.		
d. Enforce safety procedures.		
e. Enforce environmental stewardship protection program procedures.		
8. SPOE team performs final preparation of vehicles, equipment, cargo, and personal gear for deployment.		
a. Moves vehicles and equipment to SPOE SA, as directed.		
b. Stages vehicles for loading IAW UMO's and PSA officials' instructions.		
c. Corrects deficiencies in military shipping labels and markings on vehicles and equipment IAW UMO's instructions.		
d. Drives vehicles to call forward area, as directed by PSA officials.		
e. Employs safety procedures.		
f. Employs environmental stewardship protection program procedures.		
*9. UMO updates transportation documentation.		
a. Verifies DEL by conducting physical inspection of equipment.		
b. Updates DEL as required.		
c. Verifies the presence of supercargoes by conducting roll call.		
d. Updates supercargo manifest as required.		
10. SPOE team returns to unit area.		
a. Assembles personnel for return to unit area IAW SPOE team OIC's instructions.		
b. Reports to transportation loading area IAW SPOE team OIC's instructions.		

TASK STEPS AND PERFORMANCE MEASURES	GO	NO-GO
c. Loads baggage on vehicles IAW SPOE team OIC's instructions.		
d. Boards transportation to return to unit IAW SPOE team OIC's instructions.		

TASK PERFORMANCE / EVALUATION SUMMARY BLOCK							
ITERATION	1	2	3	4	5	M	TOTAL
TOTAL TASK STEPS EVALUATED							
TOTAL TASK STEPS "GO"							
TRAINING STATUS "GO"/"NO-GO"							

"*" indicates a leader task step.

SUPPORTING INDIVIDUAL TASKS: NONE
SUPPORTING COLLECTIVE TASKS: NONE
OPFOR TASKS AND STANDARDS: NONE

TASK STEPS AND PERFORMANCE MEASURES	GO	NO-GO
a. Coordinates with DACG and/or supporting installation officials for transportation, maintenance, logistics, and other support using analog and/or digital communications, as required.		
b. Coordinates with DACG officials to verify APOE movement schedules, procedures, and requirements using analog and/or digital communications.		
c. Coordinates with S4 representative to ensure adequate shoring, dunnage, and floor protection are on hand and readily available for loading using analog and/or digital communications.		
d. Verifies unit vehicles, equipment, cargo, and secondary loads are properly marked and prepared for airlift IAW TALCE/DACG instructions.		
e. Coordinates with DACG to verify loading sequence of vehicles and equipment using analog and/or digital communications.		
f. Verifies that deficiencies noted during DACG acceptance inspection have been corrected.		
g. Verifies the presence of all manifested personnel by conducting roll call.		
h. Provides verified personnel and cargo manifest to DACG at the alert holding area.		
i. Provides load teams to load and tie down unit equipment under supervision of the DACG or loadmaster.		
*3. Unit leaders supervise final preparation of vehicles, equipment, cargo, and personal gear for deployment.		
a. Inspect vehicles, equipment, cargo, and personal gear for completeness, damage, and compliance with loading plans IAW MA plan.		
b. Inspect vehicles, equipment, cargo, and personal gear for proper marking and documentation IAW MA plan.		
c. Inspect vehicles and cargo to ensure deficiencies noted during acceptance inspection have been corrected.		
d. Coordinate with the UMO for maintenance assistance, as required.		
e. Enforce safety procedures IAW TSOP and applicable publications.		
f. Enforce environmental stewardship protection program procedures.		
4. Unit performs APOE MA activities.		
a. Performs after operations PMCS IAW deployment SOP and appropriate TMs.		
b. Notifies supervisor of maintenance problems beyond operator's capability to repair.		
c. Conducts final preparation of vehicles and equipment IAW DODD 4500.9 and UMO's instructions.		
d. Adjusts vehicle fuel levels IAW TM 38-250 and UMO's instructions.		
e. Turns in excess fuel IAW UMO/NCO's instructions.		
f. Corrects deficiencies on vehicles, cargo, and personal gear IAW unit leaders' instructions.		
g. Corrects deficiencies on placement of placards, labels, and certification documents on hazardous material IAW deployment SOP, movement plan, TM 38-250, and UMO's instructions.		
h. Moves to APOE alert holding area, as directed.		
i. Employs safety procedures IAW TSOP and applicable publications.		
j. Employs environmental stewardship protection program procedures.		

TASK STEPS AND PERFORMANCE MEASURES	GO	NO-GO
5. Unit performs APOE alert holding area activities.		
a. Corrects deficiencies in shipping documents, markings, custom labels, and decontamination tags on vehicles and equipment IAW deployment SOP and UMO's instructions.		
b. Drives vehicles to call forward area, as directed.		
6. Unit performs APOE passenger activities.		
a. Reports to designated location for DACG safety and anti-terrorism briefing IAW UMO's instructions.		
b. Provides baggage detail, as directed, to load unit baggage on aircraft.		
c. Completes security screen IAW DACG officials' instructions.		
d. Boards aircraft IAW loadmaster's instructions.		

TASK PERFORMANCE / EVALUATION SUMMARY BLOCK							
ITERATION	1	2	3	4	5	M	TOTAL
TOTAL TASK STEPS EVALUATED							
TOTAL TASK STEPS "GO"							
TRAINING STATUS "GO"/"NO-GO"							

"*" indicates a leader task step.

SUPPORTING INDIVIDUAL TASKS: NONE
SUPPORTING COLLECTIVE TASKS: NONE
OPFOR TASKS AND STANDARDS: NONE

- ELEMENTS:** Company Headquarters
 Food Service Section
 Unit Maintenance Section
 Supply Operations Office
 Deprocessing Platoon Headquarters
 Deprocessing Section
 Supply Platoon Headquarters
 Materiel Storage & Handling Section
 Materiel Storage & Maintenance Section

TASK: Perform Aerial Port of Debarkation Activities for Deployment (63-2-4811)
 (FM 100-17) (FM 3-100.4) (FM 55-10)
 (TM 38-250) FM 4-01.011 (FM 55-65 and FM 55-9)

ITERATION: 1 2 3 4 5 M (Circle)
COMMANDER/LEADER ASSESSMENT: T P U (Circle)

CONDITIONS: Aircraft carrying main body lands at the APOD. The battalion has advance party personnel at the APOD to assist the unit in APOD activities. Representatives from the battalion advance party and AACG meet the aircraft. AACG officials have requested that unit personnel assist in offloading vehicles and equipment. The AACG has designated a holding area and an MA for the unit to complete APOD activities. Transportation is available to move the unit to the MA, SPOD, and theater-staging base. The commander has designated an OIC/NCOIC and equipment reception team to travel to the SPOD and receive unit vehicles and equipment deployed by ship. The deployment SOP is available. The unit has analog and/or digital communications with higher HQ. APOD activities are performed day or night under all environmental conditions.

Notes: The equipment reception team is an ad hoc group of personnel designated by the unit commander to receive the unit's equipment once it arrives at the port.

All references to the equipment reception team and SPOD do not apply to the IBCT. Some iterations of this task should be performed in MOPP4.

TASK STANDARDS: APOD activities are performed IAW deployment SOP, AACG officials, and commander's instructions.

TASK STEPS AND PERFORMANCE MEASURES	GO	NO-GO
*1. Commander coordinates arrival of personnel.		
a. Coordinates with battalion advance party and PMCT officials upon arrival for location of holding and MAs, maintenance support, movement, security, and other special APOD requirements.		
b. Assembles unit in holding area.		
c. Directs unit leaders to establish security, as required.		
d. Coordinates with higher HQ representative or PMCT for transportation support to APOD MA, SPOD holding area, and TSB using analog and/or digital communications.		
e. Coordinates with S2/S3 representative for tactical intelligence, security requirements, and movement schedule using analog and/or digital communications.		
f. Briefs unit leaders on tactical situation, security requirements, movement schedule, and special APOD requirements.		
g. Directs unit leaders to establish security IAW S2/S3's instructions.		
h. Directs unit leaders to prepare unit for movement TSB.		

TASK STEPS AND PERFORMANCE MEASURES	GO	NO-GO
*2. UMO supervises unit movement activities at APOD.		
a. Coordinates with AACG for offloading and movement schedules using analog and/or digital communications.		
b. Briefs unit leaders on offloading and movement schedules.		
c. Provides AACG, supporting installation officials, and S2/S3 representative a copy of DEL.		
d. Coordinates with S4 representatives for fuel and supplies for road movements.		
e. Coordinates with S2/S3 representatives for convoy routes, maps, and timetable for road movements to SPOD and TSB.		
f. Briefs commander on APOD activities.		
*3. Unit leaders supervise unit activities at APOD.		
a. Inspect personnel, weapons, sensitive items, and MOPP gear for accountability as they exit aircraft.		
b. Brief personnel on location of holding and MA, movement requirements, and special APOD requirements.		
c. Establish security IAW commander's instructions.		
d. Designate personnel to assist in offloading aircraft as required.		
e. Inspect personnel and personal gear at the holding area and MA to ensure all personnel have arrived with required personal gear and baggage.		
f. Brief commander on unit activities at APOD.		
g. Enforce safety procedures IAW TSOP and applicable publications.		
h. Enforce environmental stewardship protection program procedures IAW TC 5-400.		
4. Unit HQ prepares soldiers for movement to TSB.		
NOTE: This task step does not apply to the Interim Brigade.		
a. Issues individual supplies as needed, such as ammunition, food, water, health, and comfort items.		
b. Coordinates with the AACG for life support for unit personnel in the transit holding area, as needed.		
c. Maintains daily personnel accountability.		
5. Main body performs unit activities at the APOD.		
a. Disembarks aircraft IAW loadmaster's instructions.		
b. Assembles in APOD holding area, as directed.		
c. Performs offloading activities IAW AACG officials and loadmaster's instructions.		
d. Performs security functions as directed.		
e. Moves to APOD MA IAW commander's instructions.		
f. Performs security functions as directed.		
g. Inspects vehicles and equipment to ensure all equipment is offloaded and serviceable.		
h. Notifies unit leaders of vehicle and/or equipment deficiencies that cannot be corrected.		
i. Reconfigures vehicles and cargo for road movement if necessary.		

TASK STEPS AND PERFORMANCE MEASURES	GO	NO-GO
j. Loads baggage on transportation for movement to SPOD holding area (equipment reception team) or TSB (main body), as directed.		
k. Boards transportation for movement to SPOD holding area or TSB as directed.		
l. Fuels vehicles for convoy to TSB if appropriate.		
m. Employs safety procedures IAW TSOP and applicable publications.		
n. Employs environmental stewardship protection program procedures.		

TASK PERFORMANCE / EVALUATION SUMMARY BLOCK							
ITERATION	1	2	3	4	5	M	TOTAL
TOTAL TASK STEPS EVALUATED							
TOTAL TASK STEPS "GO"							
TRAINING STATUS "GO"/"NO-GO"							

"*" indicates a leader task step.

SUPPORTING INDIVIDUAL TASKS: NONE
SUPPORTING COLLECTIVE TASKS: NONE
OPFOR TASKS AND STANDARDS: NONE

TASK STEPS AND PERFORMANCE MEASURES	GO	NO-GO
l. Directs convoy and rail loading parties to proceed to rail loading or road convoy MA IAW S2/S3 and MCT movement instructions.		
m. Monitors preparation of equipment for road convoy or rail movement to ensure compliance with TSOP.		
n. Briefs unit leaders on SPOD requirements.		
o. Advises unit commander and battalion representative on SPOD activities, as required.		
*2. UMO supervises unit activities at SPOD.		
a. Coordinates with S4 representative to identify off-loading schedules, location of holding areas and marshalling areas, location of PREPO vehicles and materiel, availability and location of BBPCT, and other SPOD information as required		
b. Briefs personnel on off-loading schedules, drawing PREPO vehicles and materiel, special SPOD requirements, and location of MA.		
c. Coordinates with S2/S3 representative to identify equipment, loading times and sites, and unit-loading requirements to prepare designated equipment for rail movement to TSB.		
d. Coordinates with S2/S3 representatives for convoy routes, maps, tactical intelligence, and timetable for road move to TSB.		
e. Coordinates with S4 representatives for fuel, ammunition, and supplies for road move to TSB.		
f. Provides rail-loading plan to rail loading team chief.		
g. Monitors rail loading procedures to ensure compliance with MCT's instructions.		
h. Monitors preparation of equipment for road convoy to ensure compliance with TSOP.		
i. Briefs equipment reception party on rail-loading and convoy requirements.		
j. Briefs commander on SPOD activities.		
k. Enforces safety procedures.		
l. Enforces environmental stewardship protection program procedures.		
3. Supercargoes perform SPOD activities.		
a. Disembark ship IAW vessel POC's instructions.		
b. Report to equipment reception team OIC/NCOIC for instructions.		
4. Equipment reception team performs equipment reception activities.		
a. Offloads vehicles IAW PSA officials' instructions.		
b. Inspects equipment to ensure all equipment is operational.		
c. Moves vehicles and materiel from PREPO locations to rail or convoy MAs.		
d. Moves unit vehicles and cargo to SPOD rail or convoy MAs.		
e. Performs before operations PMCS on all vehicles and equipment.		
f. Corrects all vehicle and equipment discrepancies within the operator's capabilities IAW applicable TM.		
g. Reports all deficiencies beyond operator's capability to immediate supervisor.		
h. Reconfigures vehicles and cargo for road movement if necessary.		
i. Fuels vehicles for convoy to TSB if appropriate.		

TASK STEPS AND PERFORMANCE MEASURES	GO	NO-GO
j. Draws weapons, ammunition, and other tactical supplies from S4 representative if necessary.		
k. Notifies UMO that vehicles are offloaded and operational.		
l. Employs safety procedures.		
m. Employs environmental stewardship protection program procedures.		
*5. Rail-loading team chief supervises rail-loading activities.		
a. Coordinates with UMO for rail-loading plans.		
b. Coordinates with UMO to identify special rail-loading requirements.		
c. Verifies the presence of all rail guards by conducting roll call.		
d. Verifies the presence of manifested vehicles and equipment by conducting physical inventory.		
e. Provides a copy of the personnel and cargo manifest to conductor.		
f. Notifies commander when rail loading is completed.		
g. Enforces safety procedures.		
6. Rail-loading team performs rail-loading.		
a. Stages vehicles IAW rail-loading plan.		
b. Loads vehicles and equipment on railcars IAW rail-loading plan and UMO's instructions.		
c. Secures vehicles and equipment IAW rail-loading plan and UMO's instructions.		
d. Notifies rail-loading team chief when rail loading is completed.		
e. Employs safety procedures.		

TASK PERFORMANCE / EVALUATION SUMMARY BLOCK							
ITERATION	1	2	3	4	5	M	TOTAL
TOTAL TASK STEPS EVALUATED							
TOTAL TASK STEPS "GO"							
TRAINING STATUS "GO"/"NO-GO"							

"*" indicates a leader task step.

SUPPORTING INDIVIDUAL TASKS: NONE
SUPPORTING COLLECTIVE TASKS: NONE
OPFOR TASKS AND STANDARDS: NONE

TASK STEPS AND PERFORMANCE MEASURES	GO	NO-GO
f. Assign soldiers to air guard duties with specific search sectors covering 360 degrees.		
g. Assign sufficient number of recovery vehicles and mechanics to assign to trail party element.		
h. Provide vehicle position listing with locations of all vehicles to the trail party leader.		
i. Open radio net(s) as specified in the movement order.		
*3. Convoy commander and leaders conduct premovement inspections. (04-3304.01-0002)		
a. Inspect personnel and their equipment for compliance with commander's guidance, movement order, and TSOP.		
b. Inspect organizational equipment for accountability and serviceability.		
c. Inspect vehicles, trailers, and loads for serviceability, proper stowing, and security.		
d. Forward personnel and equipment status to commander and higher HQ staff element.		
NOTE: Convoy commander forwards status reports using FBCB2 or MTS, if equipped.		
*4. Convoy commander conducts briefings for convoy personnel. (03-9007.01-0020)		
a. Provides analog or digital strip maps to each vehicle driver, as applicable.		
b. Briefs convoy chain of command.		
c. Briefs convoy route.		
d. Prescribes the rate of march and catch-up speeds.		
e. Briefs vehicle intervals.		
f. Identifies scheduled halts, to include convoy support centers.		
g. Briefs safety, accident, and breakdown procedures.		
h. Briefs immediate action security measures.		
i. Briefs blackout condition procedures.		
j. Identifies location of medical support.		
k. Identifies location of maintenance support.		
l. Provides location and identification of destination.		
m. Briefs arm/hand signals.		
n. Briefs radio frequencies and call signs for control personnel, fire support elements, and medical evacuation support.		
5. Equipment reception team prepares to cross SP.		
a. Positions all vehicles IAW convoy commander's instructions.		
b. Clears all individual and crew-served weapons.		
c. Posts air guards in positions designated by convoy commander.		
d. Posts security guards to maintain 360-degree surveillance.		
e. Forwards movement readiness report to S2/S3 section.		
NOTE: Team leader forwards reports using FBCB2 if equipped.		

TASK PERFORMANCE / EVALUATION SUMMARY BLOCK							
ITERATION	1	2	3	4	5	M	TOTAL
TOTAL TASK STEPS EVALUATED							
TOTAL TASK STEPS "GO"							
TRAINING STATUS "GO"/"NO-GO"							

"*" indicates a leader task step.

SUPPORTING COLLECTIVE TASKS: NONE
OPFOR TASKS AND STANDARDS: NONE

TASK STEPS AND PERFORMANCE MEASURES	GO	NO-GO
2. Unit HQ supervises redeployment personnel and administrative actions.		
a. Develops unit personnel and administrative processing schedule based on the redeployment movement plan, S1 SRP schedule processing, and commander's guidance.		
b. Distributes unit personnel and administrative processing schedule to platoons and sections.		
c. Monitors personnel and administrative processing to ensure personnel complete actions IAW schedule.		
d. Verifies redeployment records are updated prior to soldier's departure from theater.		
3. Unit HQ performs personnel redeployment processing functions.		
a. Identifies COA for soldiers not eligible for redeployment, to include temporary gaining command, transfer procedures, and administrative requirements.		
b. Provides list of soldiers eligible for redeployment and those scheduled to return as individuals.		
c. Provides redeploying soldiers medical, dental, and personnel records for redeployment processing.		
d. Provides necessary forms to unit personnel for redeployment processing.		
e. Dispatches all soldier updated records back to the unit's home station before the soldier departs.		
f. Sends records to home station on different conveyance as soldiers.		
g. Completes personnel and administrative requirements for deployment IAW higher HQ directives.		
h. Prepares tentative passenger manifest.		
i. Processes recommendations for decorations and awards IAW commander's instructions.		
j. Coordinates with the S1 section for personnel and administrative support using analog and/or digital communications, as required.		
k. Inputs status changes and other actions to pay and personnel systems.		
l. Coordinates with the S1 section for personnel and administrative support using analog and/or digital communications, as required.		
m. Briefs commander on personnel and administrative actions, as required.		
*4. Unit leaders supervise personnel and administrative actions.		
a. Direct personnel to complete personnel and administrative actions, as required.		
b. Monitor personnel and administrative processing to ensure personnel complete actions IAW schedule.		
c. Submit performance reports, award and decoration recommendations, and other personnel actions to the commander for approval/certification, as required.		
d. Coordinate with unit HQ for personnel and administrative support, as required.		
e. Submit records and reports to unit HQ IAW the redeployment movement plan and commander's instructions using analog and/or digital communications.		
f. Brief commander on personnel and administrative actions.		
g. Brief personnel on personnel and administrative requirements.		

TASK PERFORMANCE / EVALUATION SUMMARY BLOCK							
ITERATION	1	2	3	4	5		TOTAL
TOTAL TASK STEPS EVALUATED							
TOTAL TASK STEPS "GO"							
TRAINING STATUS "GO"/"NO-GO"							

"*" indicates a leader task step.

SUPPORTING INDIVIDUAL TASKS: NONE
SUPPORTING COLLECTIVE TASKS: NONE
OPFOR TASKS AND STANDARDS: NONE

- ELEMENTS:** Company Headquarters
 Food Service Section
 Unit Maintenance Section
 Supply Operations Office
 Deprocessing Platoon Headquarters
 Deprocessing Section
 Supply Platoon Headquarters
 Materiel Storage & Handling Section
 Materiel Storage & Maintenance Section

TASK: Perform Redeployment Training Activities (63-2-4815)
 (FM 100-17) (AR 220-10) (AR 350-1)
 (AR 350-41) (DOD 5030.49-R)

ITERATION: 1 2 3 4 5 (Circle)
COMMANDER/LEADER ASSESSMENT: T P U (Circle)

CONDITIONS: The unit is preparing for redeployment to home station. Sufficient time exists for the unit to conduct redeployment training. Training support is available to train unit personnel in customs and USDA clearance procedures, and other training requirements in support of follow-on missions. Training is conducted in the TAA and/or RAA. The commander has designated a training officer and NCO. The redeployment movement plan, higher HQ redeployment OPORD, and training records are available. The unit has a trained officer and/or NCO appointed as UMO and alternate UMO. The unit is redeploying as part of a higher HQ redeployment. The unit has analog and/or digital communications with higher HQ. Redeployment training activities are performed day or night under all environmental conditions. This task should not be trained in MOPP4.

TASK STANDARDS: Redeployment training is accomplished IAW the training schedule and commander's guidance.

TASK STEPS AND PERFORMANCE MEASURES	GO	NO-GO
*1. Commander directs redeployment training activities. (01-8951.00-8959)		
a. Identifies redeployment training requirements by reviewing the redeployment movement plan and higher HQ redeployment OPORD in coordination with the higher HQ staff personnel.		
b. Directs training officer to develop a unit training schedule to correct training deficiencies.		
c. Designates personnel to receive redeployment training.		
d. Briefs higher HQ commander on status of redeployment training.		
e. Completes verification statement and checklists indicating the status of the unit.		
*2. Training officer/NCO supervises redeployment training activities.		
a. Develops training schedule based on redeployment OPORD, specialized training requirements identified by higher HQ, and commander's guidance, such as customs, USDA requirements, weapons control, and stress management.		
b. Coordinates with S2/S3 for training support using analog and/or digital communications as required.		
c. Provides training schedule to S2/S3 section and unit leaders as appropriate.		
d. Provides stress control and family support reorientation briefings IAW higher HQ directives.		
e. Monitors training to ensure appropriate training is provided to personnel.		

TASK STEPS AND PERFORMANCE MEASURES	GO	NO-GO
f. Briefs commander on status of redeployment training.		
*3. Unit leaders perform redeployment training activities.		
a. Coordinate with UMO for required training support.		
b. Conduct training IAW training schedule if required.		
c. Annotate training results on individual and team training records.		

TASK PERFORMANCE / EVALUATION SUMMARY BLOCK							
ITERATION	1	2	3	4	5		TOTAL
TOTAL TASK STEPS EVALUATED							
TOTAL TASK STEPS "GO"							
TRAINING STATUS "GO"/"NO-GO"							

"*" indicates a leader task step.

SUPPORTING COLLECTIVE TASKS: NONE
OPFOR TASKS AND STANDARDS: NONE

- ELEMENTS:** Company Headquarters
 Food Service Section
 Unit Maintenance Section
 Supply Operations Office
 Deprocessing Platoon Headquarters
 Deprocessing Section
 Supply Platoon Headquarters
 Materiel Storage & Handling Section
 Materiel Storage & Maintenance Section

TASK: Perform Redeployment Supply Activities (63-2-4816)
 (AR 710-2) (AR 220-10) (AR 700-84)
 (AR 735-5) (DOD 5030.49-R) (FM 100-17)
 (FM 3-100.4)

ITERATION: 1 2 3 4 5 (Circle)
COMMANDER/LEADER ASSESSMENT: T P U (Circle)

CONDITIONS: The unit is preparing for redeployment to home station. Vehicles, equipment, and supplies are available for reconstitution of redeploying units. Redeployment supply activities are accomplished in the TAA and RAA. The TSOP, redeployment movement plan, and higher HQ redeployment OPORD are available. The unit is redeploying as part of a higher HQ deployment. The unit has analog and/or digital communications with higher HQ. Redeployment supply activities are performed day or night under all environmental conditions. This task should not be trained in MOPP4.

TASK STANDARDS: Redeployment supply activities are accomplished IAW the redeployment movement plan, TSOP, higher HQ redeployment OPORD, and commander's guidance.

TASK STEPS AND PERFORMANCE MEASURES	GO	NO-GO
*1. Commander directs redeployment supply activities.		
a. Identifies vehicles and equipment to leave in theater.		
b. Identifies vehicles and equipment required to reconstitute the unit before or after redeployment.		
c. Coordinates with S4 for issue of vehicles, equipment, and supplies required to reconstitute the unit.		
d. Identifies supplies and equipment needed to redeploy to home station by reviewing the redeployment movement plan, redeployment OPORD, and coordination with S4.		
e. Directs unit leaders to turn in vehicles, ammunition, supplies, and equipment to leave in-country.		
f. Directs unit leaders to provide supply and equipment requests to supply section.		
g. Directs supply section to turn in excess supplies and equipment IAW TSOP and S4 section's instructions.		
h. Inspects area and facilities to ensure excess vehicles, equipment, and supplies have been turned in.		
i. Briefs higher HQ commander and the higher HQ staff personnel on supply status as required.		
2. Unit elements perform redeployment supply activities.		
a. Identify shortages of vehicles, supplies, and equipment by conducting inventories and reviewing DEL.		

TASK STEPS AND PERFORMANCE MEASURES	GO	NO-GO
b. Identify shortages of clothing and personal equipment by inventorying OCIE.		
c. Submit requests for vehicles, supplies, and equipment to supply section IAW TSOP and commander's instructions using analog and/or digital communications.		
d. Employ safety procedures IAW TSOP and applicable publications.		
e. Employ environmental stewardship protection program procedures.		
3. Unit HQ provides supply support.		
a. Provides a copy of the DEL to platoons and sections, as required.		
b. Submits request for supplies and equipment to S4 section IAW TSOP using analog and/or digital communications.		
c. Coordinates with S4 section to resolve, cancel or validate outstanding requisitions using analog and/or digital communications.		
d. Submits changes of the "ship to" address to reflect home station address for all outstanding requisitions.		
e. Coordinates with commander or S4 section for transportation and MHE support to turn in, pick up, issue, and/or pack ammunition, equipment, and supplies using analog and/or digital communications, if necessary.		
f. Coordinates with S4 for customs and USDA inspection schedule and procedures using analog and/or digital communications.		
g. Inspects issued vehicles and equipment for serviceability and completeness.		
h. Issues vehicles, equipment, and supplies to appropriate platoons/sections IAW TSOP and commander's instructions.		
i. Secures unissued supplies and equipment IAW TSOP.		
j. Turns in equipment, supplies, and hazardous material to designated facility, as appropriate.		
k. Briefs commander on supply status.		

TASK PERFORMANCE / EVALUATION SUMMARY BLOCK							
ITERATION	1	2	3	4	5		TOTAL
TOTAL TASK STEPS EVALUATED							
TOTAL TASK STEPS "GO"							
TRAINING STATUS "GO"/"NO-GO"							

"*" indicates a leader task step.

SUPPORTING INDIVIDUAL TASKS: NONE
SUPPORTING COLLECTIVE TASKS: NONE
OPFOR TASKS AND STANDARDS: NONE

TASK STEPS AND PERFORMANCE MEASURES	GO	NO-GO
e. Submits request for controlled exchanges to commander for approval.		
f. Designates unit maintenance personnel to assist MSTs IAW maintenance SOP, S4 section, and commander's instructions.		
g. Directs calibration of tools if required.		
h. Verifies PLL inventory by conducting spot checks.		
i. Verifies completion of repairs by reviewing maintenance records.		
j. Coordinates with S4 section to identify status of vehicles and equipment in support maintenance using analog and/or digital communications.		
k. Coordinates with S4 section for disposition instructions for nonrepairable vehicles using analog and/or digital communications.		
l. Briefs the commander on maintenance status of vehicles and equipment as required.		
m. Issues and/or reissues military drivers and equipment licenses to unit personnel as needed.		
n. Enforces safety procedures IAW TSOP and applicable publications.		
o. Enforces environmental stewardship protection program procedures.		
3. Unit HQ performs organizational maintenance activities.		
a. Calibrates tools as required.		
b. Inspects equipment IAW appropriate operator and organizational maintenance TMs.		
c. Records all deficiencies on equipment inspection worksheets.		
d. Corrects unit-level maintenance deficiencies.		
e. Forwards requests for DS maintenance to supporting maintenance facility using analog and/or digital communications.		
f. Requests required repair parts from PLL clerk.		
g. Repairs equipment IAW applicable TM(s).		
h. Requests approval for controlled exchange through motor officer when required repair parts are not available.		
i. Performs controlled exchange IAW motor officer or sergeant instructions.		
j. Performs final inspection to ensure quality control of repairs.		
k. Conducts inventory of PLL to confirm shortages IAW PLL listing.		
l. Submits request for PLL replenishment to motor sergeant as required.		
m. Performs technical inspections of replacement equipment IAW appropriate TMs and manufacturer's instructions.		
n. Releases equipment to appropriate platoon or section.		
o. Employs safety procedures IAW TSOP and applicable publications.		
p. Employs environmental stewardship procedures.		
4. Unit HQ conducts transactions with CRTs.		
a. Identifies vehicles and equipment that require CRT support.		
b. Prepares required documentation for submission to CRT.		
c. Delivers vehicles and equipment to CRT.		
d. Picks up equipment from CRT upon notification repairs are completed.		
e. Notifies owning element to pick up vehicles and equipment.		

TASK STEPS AND PERFORMANCE MEASURES	GO	NO-GO
*5. Unit leaders supervise redeployment operator maintenance activities.		
a. Monitor performance of PMCS and redeployment maintenance for compliance with the redeployment movement plan, maintenance SOP, appropriate TM, and commander's guidance.		
b. Inspect vehicles, weapons, and equipment to ensure compliance with maintenance SOP, appropriate TMs, and commander's guidance.		
c. Provide input for MCSR to motor officer as required.		
d. Enforce safety procedures IAW TSOP and applicable publications.		
e. Enforce environmental stewardship protection program procedures.		
6. Unit performs redeployment operator maintenance.		
a. Performs PMCS IAW appropriate TM(s).		
b. Notifies supervisor of maintenance problems beyond operator's capabilities.		
c. Employs safety procedures IAW TSOP and applicable publications.		
d. Employs environmental stewardship protection program procedures.		

TASK PERFORMANCE / EVALUATION SUMMARY BLOCK							
ITERATION	1	2	3	4	5		TOTAL
TOTAL TASK STEPS EVALUATED							
TOTAL TASK STEPS "GO"							
TRAINING STATUS "GO"/"NO-GO"							

"*" indicates a leader task step.

SUPPORTING COLLECTIVE TASKS: NONE
OPFOR TASKS AND STANDARDS: NONE

TASK STEPS AND PERFORMANCE MEASURES	GO	NO-GO
a. Coordinates with MCA/MCT TC-ACCIS site for DEL, military shipping labels, and documents.		
NOTE: If the unit did not deploy with a DEL produced by TC-ACCIS, a DEL will be generated based on the unit property book and vehicle and secondary load lists.		
b. Updates AUEL to reflect vehicles, equipment, and supplies to redeploy based on physical inventory, operational status, and commander's guidance.		
c. Updates AUEL to reflect actual weights based on results of weighing.		
d. Inputs updated AUEL into the MCA/MCT TC-ACCIS station.		
e. Provides MCA/MCT and/or S4 section with information on oversize and overweight vehicles, equipment, and cargo requiring special handling using analog and/or digital communications as required.		
f. Coordinates with TC-ACCIS site for DEL, BBPCT material requirements lists, vehicle/rail loading plans and schedules, special hauling permit requests, military shipping labels, and convoy clearance requests produced by TC-ACCIS using analog and/or digital communications.		
g. Coordinates with S4 section for packing materials, weighing scales, MHE, containers, inserts, pallets, and other equipment preparation and loading materials using analog and/or digital communications as required.		
h. Coordinates with S4 section for RF tags for sensitive/classified cargo using analog and/or digital communications as required.		
i. Coordinates with USDA and customs contact team leaders for vehicle and equipment packing, loading, and cleaning instructions early in the preparation process using analog and/or digital communications.		
j. Provides unit leaders with a vehicle and equipment-cleaning schedule.		
k. Provides unit leaders with redeployment forms, shipping labels, and documents as required.		
l. Coordinates container pick-up with S4 section using analog and/or digital communications.		
m. Provides special instructions to packing and crating teams if necessary.		
n. Provides container-packing schedule to unit leaders and customs contact team.		
o. Identifies transportation support requirements by reviewing redeployment movement plan and current vehicle status reports.		
p. Coordinates with S4 section for movement of vehicles and equipment to rail loading site using analog and/or digital communications.		
q. Provides rail loading plan to rail loading team chief.		
r. Provides rail loading team proper tools to conduct rail loadout.		
s. Coordinates with S4 or MCA/MCT officials for port call message and verification of redeployment movement plan A/SPOE requirements and procedures using analog and/or digital communications.		
t. Briefs commander on status of preparation of vehicles and equipment for deployment.		
u. Enforces safety procedures IAW TSOP and publications.		
v. Enforces environmental stewardship protection program procedures.		
*3. Unit leaders supervise preparation of unit elements for redeployment.		
a. Verify adequate space has been allowed for personal items and secondary loads by reviewing loading plans.		

TASK STEPS AND PERFORMANCE MEASURES	GO	NO-GO
b. Revise loading plans, as required.		
c. Monitor packing and loading for compliance with the redeployment movement plan and UMO and customs officials' instructions.		
d. Direct personnel to deliver vehicles and equipment to the vehicle and equipment cleaning site IAW UMO's instructions.		
e. Monitor vehicle and equipment cleaning operations to ensure vehicles and equipment are cleaned IAW the redeployment movement plan and USDA officials' instructions.		
f. Inspect area to ensure all equipment to be redeployed has been packed and/or loaded.		
g. Inspect area to ensure all excess vehicles, equipment, and supplies have been turned in.		
h. Inspect internal loads to ensure loads are secure and in compliance with loading plans.		
i. Notify UMO of any load plan revisions.		
j. Enforce safety procedures IAW TSOP and publications.		
k. Enforce environmental stewardship protection program procedures.		
*4. UMO maintains an up-to-date AUEL.		
a. Conducts physical inventory of vehicles and equipment to redeploy to verify accuracy of AUEL.		
b. Revises AUEL as required.		
c. Submits AUEL changes to MCA/MCT TC-ACCIS site if necessary.		
5. Packing and crating teams prepare equipment for redeployment.		
a. Pack containers IAW loading plans, DEL, and UMO and USDA and customs officials' instructions.		
b. Pack hazardous materials IAW the redeployment movement plan and UMO, USDA, and customs officials' instructions.		
c. Prepare container packing lists and shipping documents IAW UMO's instructions.		
d. Distribute container packing lists and shipping documents IAW UMO and USDA and customs officials' instructions.		
e. Mark containers IAW the redeployment movement plan, UMO, USDA, and customs officials' instructions.		
f. Assist container pick-up crew in loading operations as required.		
g. Employ safety procedures IAW TSOP and publications.		
h. Employ environmental stewardship protection program procedures.		
6. Vehicle and equipment cleaning team cleans vehicles and equipment for redeployment.		
a. Guides vehicles into cleaning site, as directed by cleaning site officials.		
b. Cleans vehicles and equipment IAW and USDA officials' instructions.		
c. Reports completion of vehicle and equipment cleaning operations to UMO.		
d. Employs safety procedures IAW TSOP and publications.		
e. Employs environmental stewardship protection program procedures.		
7. Unit prepares vehicles, equipment, and personal gear for redeployment.		

TASK STEPS AND PERFORMANCE MEASURES	GO	NO-GO
a. Turns in excess vehicles, equipment, and supplies to supply sergeant.		
b. Packs personal gear IAW movement plan and customs officials' instructions.		
c. Marks and/or tags personal gear and equipment IAW the redeployment movement plan and UMO and customs officials' instructions.		
d. Moves equipment to pack in containers to the container-packing area IAW UMO's instructions.		
e. Loads vehicles IAW the redeployment movement plan, loading plans, and UMO and customs officials' instructions.		
f. Places RF tags on sensitive/classified cargo and/or vehicles as directed by higher HQ.		
g. Delivers vehicles and equipment to the vehicle and equipment-cleaning site as directed.		
h. Moves vehicles to UMA as directed.		
i. Employs safety procedures IAW TSOP and publications.		
j. Employs environmental stewardship protection program procedures.		
8. Weighing and marking team weighs and marks vehicles for deployment.		
a. Sets up weighing and marking area in designated area IAW commander's instructions.		
b. Guides vehicles onto scales as they arrive.		
c. Identifies vehicle gross weight.		
d. Identifies vehicle axle weights (air movement only).		
e. Computes vehicle center of balance based on axle weights (air movement only).		
f. Marks center of balance on vehicles IAW DODD 4500.9, and UMO's instructions (air movement only).		
g. Reports gross weights for each deploying vehicle to UMO.		
h. Disestablishes weighing and marking area.		
i. Returns vehicle-weighing scales IAW owning facility or UMO's instructions.		
9. Unit prepares vehicles and equipment for movement to A/SPOE.		
a. Stages vehicles for convoy to A/SPOE or rail loading site IAW UMO's instructions.		
b. Corrects loading deficiencies IAW loading plan if necessary.		
c. Recomputes center of balance if necessary (air movement only).		
d. Re-marks center of balance on vehicles if necessary (air movement only).		
e. Marks vehicles for movement to A/SPOE IAW FM 55-30, UMO, USDA, and customs officials' instructions.		
f. Places military shipping labels on vehicles and equipment IAW UMO's instructions.		
g. Moves designated vehicles and equipment to the rail loading site IAW movement plan and UMO's instructions.		
h. Prepares convoy for movement to A/SPOE.		
NOTE: Depending on tactical situation, see task steps two through five of Task 63-2-4808 (Conduct Nontactical Road March) or Task 63-2-4003 (Conduct Tactical Road March) for detailed convoy preparation procedures.		

TASK STEPS AND PERFORMANCE MEASURES	GO	NO-GO
i. Notifies UMO that vehicles are ready to cross SP for convoy to A/SPOE.		
*10. Rail-loading team OIC/NCOIC supervises rail-loading activities.		
a. Conducts safety briefing for unit personnel at the rail-loading site IAW governing regulations and local procedures.		
b. Coordinates with UMO for rail-loading plans.		
c. Coordinates with UMO to identify special rail-loading requirements.		
d. Verifies the presence of rail guards by conducting roll call if required.		
e. Verifies the presence of manifested vehicles and equipment by conducting physical inventory.		
f. Provides cargo manifest to conductor.		
g. Inspects vehicles and equipment for military shipping labels and proper markings.		
h. Notifies commander when rail loading is complete if required.		
i. Enforces safety procedures IAW TSOP and publications.		
j. Enforces environmental stewardship protection program procedures.		
11. Rail-loading team performs rail loading.		
a. Stages vehicles IAW rail-loading plan.		
b. Loads vehicles and equipment on railcars IAW rail-loading plan and UMO's instructions.		
c. Secures vehicles and equipment IAW rail-loading plan and UMO's instructions.		
d. Notifies rail-loading team OIC/NCOIC when rail loading is complete.		
e. Employs safety procedures IAW TSOP and publications.		
f. Employs environmental stewardship protection program procedures.		

TASK PERFORMANCE / EVALUATION SUMMARY BLOCK							
ITERATION	1	2	3	4	5		TOTAL
TOTAL TASK STEPS EVALUATED							
TOTAL TASK STEPS "GO"							
TRAINING STATUS "GO"/"NO-GO"							

"*" indicates a leader task step.

SUPPORTING INDIVIDUAL TASKS: NONE
SUPPORTING COLLECTIVE TASKS: NONE
OPFOR TASKS AND STANDARDS: NONE

- ELEMENTS:** Company Headquarters
 Food Service Section
 Unit Maintenance Section
 Supply Operations Office
 Deprocessing Platoon Headquarters
 Deprocessing Section
 Supply Platoon Headquarters
 Materiel Storage & Handling Section
 Materiel Storage & Maintenance Section

TASK: Perform Seaport of Embarkation Activities for Redeployment (63-2-4819)
 (FM 100-17) (AR 220-10) (FM 3-100.4)
 (FM 4-30.3) (TM 38-250) (TM 55-2200-001-12)

ITERATION: 1 2 3 4 5 (Circle)
COMMANDER/LEADER ASSESSMENT: T P U (Circle)

CONDITIONS: The unit's equipment arrives at the SPOE MA. The commander has designated a unit SPOE team and SPOE team OIC. The unit has analog and/or digital communications with higher HQ. Higher HQ has an advance party at the SPOE to assist in coordinating SPOE activities. Commercial support is not available. The commander or SPOE team OIC has notified higher HQ and PSA officials of the unit's arrival. PSA officials have requested unit vehicle operator's assistance in offloading unit vehicles deployed to the SPOE by rail. The railhead is located in the SPOE AO. Transportation, maintenance, logistics, and equipment cleaning support are available. U.S. Customs and USDA clearances are required. A SPOE sterile area has been designated. The redeployment movement plan and redeployment OPORD are available. The unit has a trained officer and/or NCO appointed as UMO and alternate UMO. The unit is redeploying as part of a higher HQ deployment. A theater support command is in place and has assumed overall responsibility for all logistics in the theater, to include port operations. SPOE activities are performed day or night under all environmental conditions. This task should not be trained in MOPP4.

TASK STANDARDS: SPOE activities are performed IAW the redeployment movement plan and higher HQ staff and PSA officials' instructions.

TASK STEPS AND PERFORMANCE MEASURES	GO	NO-GO
*1. Commander or SPOE team OIC/NCOIC directs SPOE activities.		
a. Directs team to perform after-operation PMCS of vehicles.		
b. Identifies transportation requirements for return to unit area.		
c. Coordinates with supporting TSC unit for transportation, maintenance, and logistics support using analog and/or digital communications as required.		
d. Coordinates with PSA officials to verify SPOE movement schedules, procedures, safety guidelines, and requirements using analog and/or digital communications.		
e. Briefs team leaders on SPOE movement schedules, procedures, safety guidelines, and requirements.		
f. Directs team to offload and inspect equipment arriving by rail.		
g. Coordinates with PSA to identify number of supercargoes authorized and POC for supercargoes using analog and/or digital communications.		
h. Coordinates with supercargoes to ensure they are prepared for redeployment by sea movement, to include proper orders and equipment.		
i. Briefs supercargoes on boarding schedule, responsibilities, and POC during sea movement.		

TASK STEPS AND PERFORMANCE MEASURES	GO	NO-GO
j. Conducts acceptance inspection of vehicles, equipment, and cargo with PSA officials.		
k. Directs team to correct deficiencies noted during PSA acceptance inspection.		
l. Transfers custody of vehicles, equipment, and cargo to SPOE officials.		
m. Briefs the higher HQ commander or designated representative on status of SPOE activities.		
2. Supercargoes representative performs SPOE activities.		
a. Reports to port commander's representative IAW UMO's instructions.		
b. Performs SPOE activities IAW port commander's instructions.		
c. Coordinates with vessel POC for instructions on responsibilities and accommodations.		
d. Reports to the customs inspection site IAW port commander's instructions.		
e. Loads baggage IAW instructions from vessel POC.		
f. Boards ship IAW instructions from vessel POC.		
*3. UMO coordinates SPOE activities.		
a. Coordinates with PSA officials to verify loading sequence of vehicles and equipment (ship stow plan).		
b. Monitors PSA acceptance inspection of vehicles and cargo to identify deficiencies.		
c. Coordinates with maintenance support POC for disposition of excess fuel and POL products and maintenance support as necessary.		
d. Coordinates with PSA officials for vehicle cleaning support and location of SPOE sterile area.		
e. Inspects shipping documents and labels, markings, customs labels, and decontamination tags on vehicles and equipment for compliance with MCA/MCT, customs, USDA officials' instructions, and TM 38-250 instructions.		
f. Coordinates with MCA/MCT, USDA, and/or customs officials to correct deficiencies in shipping documents and labels, customs labels, and decontamination tags.		
g. Briefs commander and/or SPOE Team OIC on status of SPOE activities.		
h. Enforces safety procedures IAW TSOP and publications.		
i. Enforces environmental stewardship protection program procedures.		
*4. UMO coordinates rail offloading.		
a. Coordinates with PSA officials for rail offloading schedule and requirements.		
b. Designates personnel to assist in rail offloading activities.		
c. Briefs personnel designated to assist in rail offloading activities on schedule and requirements.		
d. Supervises rail-offloading activities.		
e. Assumes custody of equipment deployed by rail by signing appropriate shipping documents.		
f. Notifies SPOE team leaders equipment deployed by rail has arrived in the MA.		
g. Briefs commander and/or SPOE team OIC on status of rail offloading activities.		

TASK STEPS AND PERFORMANCE MEASURES	GO	NO-GO
h. Enforces safety procedures IAW TSOP and publications.		
i. Enforces environmental stewardship protection program procedures.		
5. SPOE team performs rail offloading operations.		
a. Reports to the railhead IAW UMO's instructions.		
b. Offloads equipment from railcars IAW PSA officials' instructions.		
c. Moves equipment to SPOE MA IAW PSA officials' instructions.		
d. Employs safety procedures IAW TSOP and publications.		
e. Employs environmental stewardship protection program procedures.		
6. SPOE team performs SPOE MA maintenance.		
a. Performs after-operations PMCS IAW the redeployment movement plan and appropriate TMs.		
b. Notifies supervisor of maintenance problems beyond operator's capability.		
c. Checks vehicles, cargo, and personal gear for completeness, damage, proper markings, contraband, and compliance with loading plans.		
d. Conducts final preparation of vehicles and equipment IAW the redeployment movement plan.		
e. Adjusts vehicle fuel levels IAW port call message and PSA officials and UMO's instructions.		
f. Turns in excess fuel and POL products IAW UMO's instructions.		
g. Verifies placement of placards, labels, and certification documents on hazardous material IAW PSA officials and UMO's instructions.		
h. Corrects deficiencies on vehicles, cargo, and personal gear IAW SPOE team leader's instructions.		
i. Moves to SPOE vehicle and equipment cleaning site as directed.		
j. Employs safety procedures IAW with TSOP and publications.		
k. Employs environmental stewardship protection program procedures.		
7. SPOE team performs USDA cleaning activities.		
a. Performs vehicle cleaning IAW instructions from cleaning site personnel.		
b. Corrects USDA inspection deficiencies IAW USDA officials' instructions.		
c. Moves vehicles and equipment to designated sterile area IAW unit leader's instructions.		
d. Employs safety procedures IAW TSOP and publications.		
e. Employs environmental stewardship protection program procedures.		
*8. SPOE team leaders supervise final preparation of vehicles, equipment, cargo, and personal gear for redeployment by sealift.		
a. Inspect military shipping labels, markings, customs labels, and decontamination tags on vehicles and equipment for compliance with redeployment SOP, port call message, and UMO's instructions.		
b. Monitor customs inspection to ensure deficiencies are corrected.		
c. Inspect vehicles and cargo to ensure deficiencies noted during acceptance inspection have been corrected.		
d. Coordinate maintenance assistance with commander and/or SPOE team OIC.		
e. Enforce safety procedures.		

TASK STEPS AND PERFORMANCE MEASURES	GO	NO-GO
f. Enforce environmental stewardship protection program procedures.		
9. SPOE team performs final preparation of vehicles, equipment, cargo, and personal gear for redeployment.		
a. Moves vehicles and equipment to SPOE SA as directed.		
b. Stages vehicles for loading IAW UMO and PSA officials' instructions.		
c. Corrects deficiencies in shipping documents, markings, customs labels, and decontamination tags on vehicles and equipment IAW UMO and PSA officials' instructions.		
d. Corrects deficiencies noted during customs inspection.		
e. Drives vehicles, as directed by PSA officials, to call forward area.		
f. Employs safety procedures IAW TSOP and publications.		
g. Employs environmental stewardship protection program procedures.		
*10. UMO updates transportation documentation.		
a. Verifies DEL by conducting physical inspection of equipment.		
b. Updates DEL as required.		
c. Verifies the presence of supercargoes by conducting roll call.		
d. Updates supercargo manifest as required.		
e. Provides changes to DEL and supercargo manifest to PSA officials as required.		
11. SPOE team returns to unit area.		
a. Assembles personnel for return to unit area IAW commander or SPOE team OIC's instructions.		
b. Reports to transportation loading area IAW SPOE team OIC's instructions.		
c. Loads baggage on vehicles IAW SPOE team OIC's instructions.		
d. Boards transportation to return to unit IAW SPOE team OIC's instructions.		

TASK PERFORMANCE / EVALUATION SUMMARY BLOCK							
ITERATION	1	2	3	4	5		TOTAL
TOTAL TASK STEPS EVALUATED							
TOTAL TASK STEPS "GO"							
TRAINING STATUS "GO"/"NO-GO"							

"*" indicates a leader task step.

SUPPORTING INDIVIDUAL TASKS: NONE
SUPPORTING COLLECTIVE TASKS: NONE
OPFOR TASKS AND STANDARDS: NONE

- ELEMENTS:** Company Headquarters
 Food Service Section
 Unit Maintenance Section
 Supply Operations Office
 Deprocessing Platoon Headquarters
 Deprocessing Section
 Supply Platoon Headquarters
 Materiel Storage & Handling Section
 Materiel Storage & Maintenance Section

TASK: Perform Aerial Port of Embarkation Activities for Redeployment (63-2-4820)
 (FM 100-17) (AR 220-10) (DODD 4500.9)
 (FM 3-100.4) (TM 38-250)

ITERATION: 1 2 3 4 5 (Circle)
COMMANDER/LEADER ASSESSMENT: T P U (Circle)

CONDITIONS: The unit arrives at the APOE MA for aerial redeployment. The higher HQ has an advance party at the APOE to assist in coordinating APOE activities. Transportation support is available. The redeployment movement plan and port call message are available. The unit has analog and/or digital communications with higher HQ. The unit has a trained officer and/or NCO appointed as UMO and alternate UMO. The unit is redeploying as part of higher HQ redeployment. A TSC is in place and has assumed overall responsibility for all logistics operations in the theater, to include port operations. APOE activities are performed day or night under all environmental conditions unless terminated by the DACG. This task should not be trained in MOPP4.

TASK STANDARDS: APOE activities are performed IAW the redeployment movement plan and DACG officials' instructions.

TASK STEPS AND PERFORMANCE MEASURES	GO	NO-GO
*1. Commander directs APOE activities.		
a. Notifies higher HQ advance party OIC and/or DACG representative that the unit has arrived at the APOE using analog and/or digital communications.		
b. Coordinates with S2/S3, PMCT, DACG, and/or TSC officials to verify APOE movement schedules, procedures, and requirements using analog and/or digital communications.		
c. Provides manifest of unit personnel and shipper's declaration of dangerous goods to higher HQ for review by DACG or PMCT.		
d. Briefs unit on APOE duties and responsibilities, to include reverse manifesting schedule, customs requirements, and transportation of personnel and baggage.		
e. Directs unit to conduct final preparation of vehicles and equipment IAW the redeployment movement plan and DODD 4500.9.		
f. Conducts acceptance inspection of vehicles and equipment with DACG officials at the alert holding area.		
g. Directs unit to correct deficiencies noted during acceptance inspection.		
h. Transfers custody of equipment and cargo to DACG officials IAW DOD 4500.9-R.		
i. Briefs the higher HQ commander or designated representative on status of APOE activities.		
*2. UMO/NCO supervises APOE activities.		
a. Coordinates with S4 and/or DACG officials for transportation, maintenance, logistics, and other support using analog and/or digital communications as required.		

TASK STEPS AND PERFORMANCE MEASURES	GO	NO-GO
b. Coordinates with S2/S3 representative, PMCT, or DACG to verify APOE movement schedules, procedures, and requirements using analog and/or digital communications.		
c. Coordinates with S4 representative to ensure adequate shoring, dunnage, and floor protection are on hand and readily available for loading using analog and/or digital communications.		
d. Verifies unit vehicles, equipment, cargo, and secondary loads are properly marked and prepared for redeployment by air IAW TALCE/DACG.		
e. Coordinates with S2/S3 representative, site coordinator and/or DACG representative for equipment cleaning support using analog and/or digital communications if necessary.		
f. Coordinates with DACG to verify loading sequence of vehicles and equipment using analog and/or digital communications.		
g. Designates personnel to verify weight and center of balance marks if required.		
h. Briefs designated personnel on weight and center of balance marks verification requirements.		
i. Verifies that deficiencies noted during DACG acceptance inspection have been corrected.		
j. Verifies the presence of all manifested personnel by conducting roll call.		
k. Provides verified personnel and cargo manifest to DACG at the alert holding area.		
l. Provides load teams to load and tie down unit equipment under supervision of the DACG or loadmaster.		
3. Unit performs APOE MA activities.		
a. Performs after-operations PMCS IAW appropriate TMs.		
b. Notifies supervisor of maintenance problems beyond operator's capability to repair.		
c. Conducts final preparation of vehicles and equipment IAW DODD 4500.9 and UMO's instructions.		
d. Adjusts vehicle fuel levels IAW TM 38-250 and DACG officials' instructions.		
e. Turns in excess fuel and POL products IAW UMO's instructions.		
f. Corrects deficiencies on vehicles, cargo, and personal gear IAW unit leaders' instructions.		
g. Corrects deficiencies on placement of placards, labels, and certification documents on hazardous material IAW UMO/NCO, unit leaders, and customs and USDA officials' instructions if necessary.		
h. Moves vehicles and equipment to APOE cleaning site or alert holding area as directed.		
i. Employs safety procedures IAW TSOP and publications.		
j. Employs environmental stewardship protection program procedures.		
4. Unit processes vehicles and equipment through the APOE cleaning site.		
a. Delivers vehicles to APOE cleaning site IAW UMO's instructions.		
b. Performs vehicle cleaning IAW DACG and USDA officials' instructions.		
c. Returns vehicles and equipment to unit area IAW unit leaders' instructions.		

TASK STEPS AND PERFORMANCE MEASURES	GO	NO-GO
*5. Unit leaders supervise final preparation of vehicles, equipment, sensitive items, cargo, and personal gear for redeployment.		
a. Inspect shipping documents, markings, customs labels, and decontamination tags on vehicles, equipment, cargo, and personal gear for compliance with the redeployment movement plan and UMO's instructions.		
b. Monitor customs inspection to ensure deficiencies are corrected.		
c. Inspect vehicles and cargo to ensure deficiencies noted during acceptance inspection have been corrected.		
d. Coordinate with the UMO for assistance in correcting shipping documentation and maintenance deficiencies as required.		
e. Enforce safety procedures IAW TSOP and publications.		
f. Enforce environmental stewardship protection program procedures.		
6. Unit performs APOE alert holding area activities.		
a. Drives vehicles to call-forward area as directed.		
b. Boards transportation to terminal as directed.		
c. Employs safety procedures IAW TSOP and publications.		
7. Unit performs APOE passenger activities.		
a. Reports to designated location for safety and anti-terrorism briefing, security screen, and customs inspection IAW UMO's instructions.		
b. Remains in quarantined area IAW DACG officials' instructions.		
c. Provides baggage detail, as directed, to load unit baggage on aircraft.		
d. Boards aircraft IAW loadmaster's instructions.		

TASK PERFORMANCE / EVALUATION SUMMARY BLOCK							
ITERATION	1	2	3	4	5		TOTAL
TOTAL TASK STEPS EVALUATED							
TOTAL TASK STEPS "GO"							
TRAINING STATUS "GO"/"NO-GO"							

"*" indicates a leader task step.

SUPPORTING INDIVIDUAL TASKS: NONE
SUPPORTING COLLECTIVE TASKS: NONE
OPFOR TASKS AND STANDARDS: NONE

- ELEMENTS:** Company Headquarters
 Food Service Section
 Unit Maintenance Section
 Supply Operations Office
 Deprocessing Platoon Headquarters
 Deprocessing Section
 Supply Platoon Headquarters
 Materiel Storage & Handling Section
 Materiel Storage & Maintenance Section

TASK: Perform Aerial Port of Debarkation Activities for Redeployment (63-2-4821)
 (FM 100-17) (FM 3-100.4) (FM 55-30)
 FM 4-01.011(FM 55-9) (TM 38-250) (TM 55-2200-001-12)

ITERATION: 1 2 3 4 5 (Circle)
COMMANDER/LEADER ASSESSMENT: T P U (Circle)

CONDITIONS: Aircraft carrying main body lands at the APOD. The higher HQ has an advance party at the APOD to assist in coordinating APOD activities. Representatives from the higher HQ advance party, supporting installation, and AACG meet the aircraft. AACG officials request that unit personnel assist in offloading the aircraft. The AACG has designated a holding area and MA for the unit to complete APOD activities. Transportation is available to move the unit to the MA and home station. The redeployment movement plan is available. The unit has analog and/or digital communications with higher HQ. APOD activities are performed day or night under all environmental conditions. This task should not be trained in MOPP4.

TASK STANDARDS: APOD activities are performed IAW the redeployment movement plan and AACG officials and commander's instructions.

TASK STEPS AND PERFORMANCE MEASURES	GO	NO-GO
*1. Commander coordinates arrival of personnel.		
a. Coordinates with higher HQ advance party and AACG officials upon arrival for USDA and customs inspections, location of holding and marshalling areas, maintenance support, movement support, security, and other special APOD requirements using analog and/or digital communications.		
b. Assembles unit in holding area.		
c. Briefs unit leaders on APOD requirements and movement arrangements.		
d. Briefs higher HQ advance party OIC on APOD activities as required.		
*2. UMO coordinates APOD activities.		
a. Coordinates with AACG for offloading and movement schedules.		
b. Briefs unit leaders on offloading and movement schedules.		
c. Provides AACG, supporting installation officials, and higher HQ staff personnel representative a copy of DEL.		
d. Coordinates with AACG on the temporary storage of sensitive and classified equipment.		
e. Briefs commander on APOD activities.		
*3. Unit leaders supervise APOD activities.		
a. Inspect personnel and weapons for accountability as they exit aircraft.		
b. Brief personnel on APOD requirements based on commander's instructions.		

TASK STEPS AND PERFORMANCE MEASURES	GO	NO-GO
c. Monitor USDA and customs inspections to ensure personnel comply with USDA and customs officials' instructions.		
d. Designate personnel to assist in offloading aircraft as required.		
e. Inspect personnel and personal gear at the holding area and MA to ensure all personnel have arrived with required personal gear.		
f. Brief commander on APOD activities.		
4. Unit performs APOD activities.		
a. Disembarks aircraft IAW loadmaster's instructions.		
b. Assembles in APOD holding area as directed.		
c. Performs offloading activities IAW AACG officials and loadmaster's instructions.		
d. Moves to APOD MA IAW commander's instructions.		
e. Inspects vehicles and equipment to ensure all equipment is offloaded and serviceable.		
f. Notifies unit leaders of vehicle and/or equipment deficiencies that cannot be corrected.		
g. Reconfigures, if necessary, vehicles and cargo for road movement.		
h. Prepares, if necessary, convoy for movement to home station or demobilization station.		
NOTE: See task steps two through five of Task 63-2-4808 for detailed convoy preparation procedures.		
i. Loads baggage, as directed, on transportation for movement to home station.		
j. Boards transportation, as directed, for movement to home station.		
k. Employs safety procedures IAW TSOP and publications.		
l. Employs environmental stewardship protection program procedures.		

TASK PERFORMANCE / EVALUATION SUMMARY BLOCK							
ITERATION	1	2	3	4	5		TOTAL
TOTAL TASK STEPS EVALUATED							
TOTAL TASK STEPS "GO"							
TRAINING STATUS "GO"/"NO-GO"							

"*" indicates a leader task step.

SUPPORTING INDIVIDUAL TASKS: NONE
SUPPORTING COLLECTIVE TASKS: NONE
OPFOR TASKS AND STANDARDS: NONE

TASK STEPS AND PERFORMANCE MEASURES	GO	NO-GO
c. Verifies that all DEL listed vehicles and equipment have been redeployed, by conducting physical inventory.		
d. Notifies commander of discrepancies in DEL if necessary.		
e. Updates AUEL as required.		
3. Unit HQ performs home station personnel and administrative actions.		
a. Debriefs personnel IAW commander's instructions.		
b. Coordinates reception activities IAW commander's guidance.		
c. Consolidates unit AARs.		
d. Prepares AARs IAW the redeployment movement plan and commander's instructions.		
e. Submits AAR to commander for approval.		
f. Distributes AARs IAW the redeployment movement plan and commander's instructions.		
g. Maintains AARs and records IAW the redeployment movement plan and commander's instructions.		
h. Identifies pending personnel actions of redeploying soldiers to determine if any unit and/or soldier actions (such as ratings, awards, financial actions, UCMJ actions, LOD investigations, physicals, and so on) are needed.		
4. Unit HQ performs home station supply activities.		
a. Turns in float and replacement equipment IAW commander's instructions.		
b. Inspects weapons, basic loads, and CTA items for accountability and serviceability.		
c. Enforces safety procedures IAW SOP and publications.		
d. Enforces environmental stewardship protection program procedures.		
*5. Unit leaders supervise home station activities.		
a. Inspect vehicles, equipment, weapons, and personal gear for accountability compliance with the redeployment movement plan, maintenance SOP, and commander's instructions.		
b. Direct personnel, as required, to correct deficiencies in vehicles, equipment, weapons, and personal gear.		
c. Submit AAR to unit HQ IAW commander's instructions.		
d. Enforce safety procedures IAW SOP and publications.		
e. Enforce environmental stewardship protection program procedures.		
6. Equipment reception team leader performs home station equipment reception activities.		
a. Coordinates with UMO or ITO for transportation support to SPOD.		
b. Briefs equipment reception team on equipment reception schedule and requirements.		
c. Supervises movement to SPOD IAW UMO's instructions.		
7. Unit performs home station activities.		
a. Completes redeployment personnel and administrative requirements based on the redeployment movement plan and commander's instructions.		

TASK STEPS AND PERFORMANCE MEASURES	GO	NO-GO
b. Inventories, cleans and inspects vehicles, equipment, weapons, and personal gear, IAW the redeployment movement plan, maintenance SOP and commander's instructions.		
c. Employs safety procedures IAW SOP and publications.		
d. Employs environmental stewardship protection program procedures.		

TASK PERFORMANCE / EVALUATION SUMMARY BLOCK							
ITERATION	1	2	3	4	5		TOTAL
TOTAL TASK STEPS EVALUATED							
TOTAL TASK STEPS "GO"							
TRAINING STATUS "GO"/"NO-GO"							

"*" indicates a leader task step.

SUPPORTING INDIVIDUAL TASKS: NONE
SUPPORTING COLLECTIVE TASKS: NONE
OPFOR TASKS AND STANDARDS: NONE

- ELEMENTS:** Company Headquarters
 Food Service Section
 Unit Maintenance Section
 Supply Operations Office
 Deprocessing Platoon Headquarters
 Deprocessing Section
 Supply Platoon Headquarters
 Materiel Storage & Handling Section
 Materiel Storage & Maintenance Section

TASK: Perform Seaport of Debarkation Activities for Redeployment (63-2-4823)
 (FM 100-17) (FM 3-100.4) (FM 4-30.3)
 (TM 55-2200-001-12)

ITERATION: 1 2 3 4 5 (Circle)
COMMANDER/LEADER ASSESSMENT: T P U (Circle)

CONDITIONS: Unit equipment and supercargoes have arrived at the SPOD. The commander has designated an OIC/NCOIC to accompany the unit equipment reception team to the SPOD holding area. The equipment reception team has been trained and briefed on duties and responsibilities. The redeployment movement plan is available. The unit has analog and/or digital communications with higher HQ. Higher HQ staff element is located in the SPOD to assist in coordinating SPOD activities. Transportation support is available. The PSA has coordinated for ship offloading and designated an area for equipment to be inventoried and inspected as it is offloaded. Rail and road MAs have been designated to prepare vehicles and equipment for movement. Sufficient railcars and vehicles are available to move the unit equipment and designated personnel to home station. SPOD activities are performed day or night under all environmental conditions. This task should not be trained in MOPP4.

TASK STANDARDS: SPOD activities are performed IAW the redeployment movement plan and PSA officials and commander's guidance.

NOTE: If SPOD is a military seaport, the commander may designate a rail-loading team chief and rail-loading team to perform rail-loading activities.

TASK STEPS AND PERFORMANCE MEASURES	GO	NO-GO
*1. Equipment Reception Team OIC/NCOIC directs SPOD activities.		
a. Coordinates with higher HQ staff element and PSA officials upon arrival for USDA and customs inspections, location of holding and marshaling areas, maintenance support, movement, security, and other special APOD requirements using analog and/or digital communications.		
b. Coordinates with higher HQ S4 and/or PSA officials for life support for unit personnel while at the SPOD using analog and/or digital communications.		
c. Assembles equipment reception team in holding area.		
d. Conducts acceptance inspection with PSA officials.		
e. Notifies higher HQ staff element OIC and S4 representative of missing or damaged equipment using analog and/or digital communications.		
f. Assumes custody of equipment and cargo IAW higher HQ staff personnel representatives and PSA officials' instructions.		
g. Coordinates with S2/S3 to verify arrangements for movement to home station using analog and/or digital communications.		
h. Verifies arrival of morale and welfare supercargoes personnel.		

TASK STEPS AND PERFORMANCE MEASURES	GO	NO-GO
i. Reestablishes accountability and responsibility for supercargoes.		
j. Directs equipment reception team to proceed to convoy marshaling area, IAW S2/S3's instructions.		
k. Monitors preparation of equipment for road convoy or rail movement to ensure compliance with TSOP.		
l. Briefs equipment reception team leaders on SPOD requirements.		
m. Briefs unit commander and higher HQ staff element OIC on SPOD activities as required.		
n. Enforces safety procedures IAW SOP and publications.		
o. Enforces environmental protection program procedures.		
*2. UMO supervises unit activities at SPOD.		
a. Coordinates with S4 representative to identify offloading schedules, location of holding and MAs, and other SPOD information using analog and/or digital communications as required.		
b. Briefs personnel on offloading schedules, location of MAs and USDA, customs, and other special SPOD requirements.		
c. Coordinates with S4 representative and/or PSA officials to identify loading plans, schedules, and sites for rail movement using analog and/or digital communications if required.		
d. Provides rail-loading plans to rail-loading team chief if required.		
e. Monitors rail-loading procedures to ensure compliance with PSA officials' instructions if required.		
f. Monitors preparation of equipment for road convoy to ensure compliance with movement plan.		
g. Coordinates with S2/S3 representatives for convoy routes, maps, and timetable for road move to home station using analog and/or digital communications.		
h. Coordinates with S4 representatives for fuel and supplies for road move to home station using analog and/or digital communications.		
i. Briefs equipment reception team on convoy requirements.		
j. Briefs commander on SPOD activities.		
k. Enforces safety procedures IAW SOP and publications.		
l. Enforces environmental stewardship protection program procedures.		
3. Supercargoes representative performs SPOD activities.		
a. Disembarks ship IAW vessel POC's instructions.		
b. Reports to customs inspection site IAW vessel POC's instructions.		
c. Reports to equipment reception team OIC upon completion of customs inspection.		
4. Equipment Reception Team performs equipment reception activities.		
a. Offloads vehicles and equipment IAW PSA officials' instructions.		
b. Inspects equipment to ensure all equipment is offloaded and operational.		
c. Notifies UMO of deficiencies that cannot be corrected.		
d. Moves vehicles to USDA and customs inspection site(s) IAW UMO's instructions.		
e. Moves vehicles to rail-loading site if required.		

TASK STEPS AND PERFORMANCE MEASURES	GO	NO-GO
f. Performs rail-loading activities if required.		
NOTE: See task steps 10 and 11 of Task 63-2-4818 for detailed rail-loading procedures.		
g. Moves vehicles and cargo to SPOD rail or convoy MA.		
h. Reconfigures vehicles and cargo for road movement as appropriate.		
i. Fuels vehicles for convoy to home station if appropriate.		
j. Prepares convoy for movement to home station if necessary.		
NOTE: See task steps two through five of Task 63-2-4807 for detailed convoy preparation procedures.		
k. Notifies commander when equipment reception team is prepared to move.		
l. Employs safety procedures IAW SOP and publications.		
m. Employs environmental stewardship protection program procedures.		

TASK PERFORMANCE / EVALUATION SUMMARY BLOCK							
ITERATION	1	2	3	4	5		TOTAL
TOTAL TASK STEPS EVALUATED							
TOTAL TASK STEPS "GO"							
TRAINING STATUS "GO"/"NO-GO"							

"**" indicates a leader task step.

SUPPORTING INDIVIDUAL TASKS: NONE
SUPPORTING COLLECTIVE TASKS: NONE
OPFOR TASKS AND STANDARDS: NONE

- ELEMENTS:** Company Headquarters
 Food Service Section
 Unit Maintenance Section
 Supply Operations Office
 Deprocessing Platoon Headquarters
 Deprocessing Section
 Supply Platoon Headquarters
 Materiel Storage & Handling Section
 Materiel Storage & Maintenance Section

TASK: Perform Demobilization Station Activities (63-2-4824)
 (FM 100-17) (AR 220-10) (AR 700-84)

ITERATION: 1 2 3 4 5 (Circle)

COMMANDER/LEADER ASSESSMENT: T P U (Circle)

CONDITIONS: The unit has redeployed to CONUS via airlift and arrived at the designated demobilization station via prearranged transportation. APOD activities (see 63-2-4821) have been completed. The higher HQ has an advance party at the demobilization station to assist in coordinating demobilization activities. Transportation support is available. The redeployment movement plan and port call message are available. The unit has a trained officer and/or NCO appointed as UMO and alternate UMO. The unit is deploying as part of a higher HQ redeployment. Demobilization station activities are performed day or night under all environmental conditions. This task should not be trained in MOPP4.

TASK STANDARDS: Demobilization station activities are performed IAW the redeployment movement plan and higher HQ guidance.

TASK STEPS AND PERFORMANCE MEASURES	GO	NO-GO
*1. Commander directs demobilization station activities.		
a. Verifies accountability of personnel, weapons, and equipment.		
b. Notifies higher HQ advance party representative that the unit has arrived at the demobilization station.		
c. Directs unit HQ to coordinate with demobilization station operations section to verify life support for unit personnel, processing schedules, procedures, and requirements.		
d. Briefs unit on demobilization station duties and responsibilities.		
e. Directs convoy preparation activities.		
f. Verifies unit personnel have been fully briefed on entitlements.		
g. Verifies unit has completed reverse SRP process or verified arrangements for holdover personnel.		
h. Coordinates with higher HQ staff elements and rear detachment, if applicable, on status of welcome home activities at home station.		
i. Verifies unit convoy is prepared to cross SP if applicable.		
j. Briefs the higher HQ commander or designated representative on status of demobilization station activities.		
k. Enforces safety procedures IAW SOP and publications.		
l. Monitors environmental stewardship protection program procedures.		
*2. UMO supervises demobilization station movement activities.		
a. Prepares and/or updates movement plans for all modes of transportation.		
b. Coordinates with S4 and/or AACG officials for transportation, maintenance, logistics, and other support as required.		

TASK STEPS AND PERFORMANCE MEASURES	GO	NO-GO
c. Coordinates with S2/S3 representative, PMCT, or AACG to verify movement schedules, procedures, and requirements.		
d. Supervises off-loading and staging of unit vehicles IAW AACG guidance if applicable.		
e. Coordinates with S2/S3 representative for convoy clearance.		
f. Supervises preparation of convoy for movement to home station if necessary.		
g. Enforces safety procedures IAW SOP and publications.		
NOTE: See task steps two through five of Task 63-2-4808 for detailed convoy preparation procedures.		
h. Enforces environmental stewardship protection program procedures.		
3. Unit HQ supervises demobilization station activities.		
a. Establishes accountability of personnel, weapons, and equipment.		
b. Verifies life support and logistical support for unit personnel with demobilization station staff elements.		
c. Directs unit(s) to secure weapons, sensitive items, and classified documents in their respective secure storage site(s).		
d. Directs unit to report to designated location for reverse SRP briefing.		
e. Monitors reverse SRP for unit personnel to resolve problems if they occur.		
f. Verifies unit personnel have completed all reverse SRP stations as necessary.		
g. Verifies transportation arrangements for all unit personnel.		
h. Enforces safety procedures IAW SOP and publications.		
i. Enforces environmental stewardship protection program procedures.		
4. Unit performs demobilization station activities.		
a. Assembles in designated location for reverse SRP briefings.		
b. Performs reverse SRP activities as directed.		
c. Prepares for departure via convoy and/or government transportation to home station.		
d. Prepares convoy for movement to home station if necessary.		
NOTE: See steps two through five of Task 63-2-4808 for detailed convoy preparation.		
e. Loads baggage on transportation for movement to home station as directed.		
f. Boards transportation for movement to home station as directed.		
g. Employs safety procedures IAW SOP and publications.		
h. Employs environmental stewardship protection program procedures.		

TASK PERFORMANCE / EVALUATION SUMMARY BLOCK							
ITERATION	1	2	3	4	5		TOTAL
TOTAL TASK STEPS EVALUATED							
TOTAL TASK STEPS "GO"							
TRAINING STATUS "GO"/"NO-GO"							

"*" indicates a leader task step.

SUPPORTING INDIVIDUAL TASKS: NONE
SUPPORTING COLLECTIVE TASKS: NONE
OPFOR TASKS AND STANDARDS: NONE

TASK STEPS AND PERFORMANCE MEASURES	GO	NO-GO
g. Establishes direct support relationships with various support elements in the support structure to include supply, services, maintenance, and medical.		
h. Assumes missions as directed by gaining command.		

TASK PERFORMANCE / EVALUATION SUMMARY BLOCK							
ITERATION	1	2	3	4	5	M	TOTAL
TOTAL TASK STEPS EVALUATED							
TOTAL TASK STEPS "GO"							
TRAINING STATUS "GO"/"NO-GO"							

"*" indicates a leader task step.

SUPPORTING INDIVIDUAL TASKS: NONE
SUPPORTING COLLECTIVE TASKS: NONE
OPFOR TASKS AND STANDARDS: NONE

- ELEMENTS:** Company Headquarters
 Food Service Section
 Unit Maintenance Section
 Supply Operations Office
 Deprocessing Platoon Headquarters
 Deprocessing Section
 Supply Platoon Headquarters
 Materiel Storage & Handling Section
 Materiel Storage & Maintenance Section

TASK: Conduct Staging Activities (63-2-4826)
 (FM 100-17-3) (AR 220-1) (FM 100-17)
 (FM 20-3) (FM 21-10) (FM 3-100.4)
 (FM 3-4) (FM 4-30.3)

ITERATION: 1 2 3 4 5 M (Circle)
COMMANDER/LEADER ASSESSMENT: T P U (Circle)

CONDITIONS: The unit is in the process of deploying to a theater of operations following receipt of an OPORD. The unit has arrived in-theater at the APOD and has moved to the TSB for reuniting with unit equipment. The unit's equipment reception team has just arrived at the TSB from the SPOD with unit equipment. The unit movement plan, security plan, unit access rosters, TSOP, and current maps are available. The unit has a trained officer/NCO appointed as UMO and alternate UMO. The unit is deploying as part of a higher echelon deployment. Staging activities are performed day or night under all environmental conditions. Some iterations of this task should be performed in MOPP4.

TASK STANDARDS: Personnel and equipment is mission capable, configured for the specific mission, and prepared for onward movement to the TAA.

Note: Since staging bases is not always available, units should be prepared to move directly to the TAA or into their AO from the port staging area. When this is necessary, the marshaling/staging functions are performed in a designated staging area in the vicinity of the port.

TASK STEPS AND PERFORMANCE MEASURES	GO	NO-GO
*1. Commander supervises staging activities.		
a. Directs establishing accountability for unit personnel and equipment.		
b. Stages unit personnel and equipment in preparation for onward movement.		
c. Notifies command and control element of the TSB of unit arrival.		
d. Files initial unit status report as directed.		
e. Conducts threat brief for all soldiers.		
f. Conducts rules of engagement brief.		
g. Directs movement planning.		
h. Prepares unit for mission.		
i. Receives daily situational briefings from higher HQ or TSB command and control element.		
j. Briefs higher HQ or TSB command and control element on status of unit.		
k. Notifies TSB when readiness is achieved.		
l. Monitors environmental stewardship protection program procedures.		
2. Unit performs marshalling activities.		
a. Establishes command post.		

TASK STEPS AND PERFORMANCE MEASURES	GO	NO-GO
b. Verifies accountability of personnel and equipment.		
c. Coordinates with TSB command and control element for life support.		
d. Provides information concerning staging area activities based on TSB SOP to element leaders.		
e. Conducts risk assessment for onward movement.		
f. Establishes communications with TSB command and control element and higher-level commands.		
g. Establishes training objectives to complete in the staging area.		
h. Verifies routes of march and support arrangements.		
i. Reports incremental buildup of combat power IAW TSB SOP.		
j. Conducts daily meetings with TSB command and control element.		
k. Monitors environmental stewardship protection program procedures.		
*3. Unit performs premovement activities.		
a. Stages equipment in correct configuration for onward movement.		
b. Plans onward movement to the TAA or location designated by the gaining command.		
c. Coordinates with PMCT or MCT for onward movement.		
d. Prepares vehicles and equipment for movement.		
e. Verifies equipment is properly loaded on vehicles.		
f. Identifies convoy support centers on route of march.		
g. Prepares movement order.		
h. Briefs convoy personnel.		
i. Verifies SP time is established.		
j. Monitors environmental protection program procedures.		
4. Unit conducts logistics activities.		
a. Verifies life support needs are met for unit personnel.		
b. Performs maintenance activities to ensure all equipment is serviceable and operational, to include refueling and maintenance checks and services.		
c. Uploads equipment and supplies onto vehicles.		
d. Inventories all property.		
e. Identifies all shortages.		
f. Signs hand receipts as needed.		
g. Maintains personnel accountability.		
h. Draws basic loads of Class I, II, III, IV, V, VI, VIII, and IX and maps as needed.		
i. Initiates security measures as directed.		
j. Performs force protection.		
k. Conducts training as needed.		
l. Conducts test driving, bore sighting, range activities as directed.		
m. Employs environmental stewardship protection program procedures.		

TASK PERFORMANCE / EVALUATION SUMMARY BLOCK							
ITERATION	1	2	3	4	5	M	TOTAL
TOTAL TASK STEPS EVALUATED							
TOTAL TASK STEPS "GO"							
TRAINING STATUS "GO"/"NO-GO"							

"*" indicates a leader task step.

SUPPORTING INDIVIDUAL TASKS: NONE
SUPPORTING COLLECTIVE TASKS: NONE
OPFOR TASKS AND STANDARDS: NONE

ELEMENTS: Company Headquarters
 Food Service Section
 Unit Maintenance Section
 Supply Operations Office
 Deprocessing Platoon Headquarters
 Deprocessing Section
 Supply Platoon Headquarters
 Materiel Storage & Handling Section
 Materiel Storage & Maintenance Section

TASK: Use Passive Air Defense Measures (63-2-4307)
 (FM 44-8) (FM 20-3) (FM 3-4)
 (FM 44-80) (STP 21-1-SMCT) (STP 21-24-SMCT)

ITERATION: 1 2 3 4 5 M (Circle)

COMMANDER/LEADER ASSESSMENT: T P U (Circle)

CONDITIONS: Threat aircraft have been sighted and reported to be in the unit's general area. The unit has analog and/or digital communications with higher HQ. The higher HQ OPORD, unit TSOP, and higher HQ TSOP are available. The higher HQ staff element has issued an air defense weapon status "hold" for the area. The unit is currently providing support for tactical operations. Field expedient and natural shelters are available. This task is performed day or night under all environmental conditions. The unit is subject to air, NBC, and all levels of threat forces attacks. Some iterations of this task should be performed in MOPP4.

TASK STANDARDS: All available resources are employed to hide the unit from detection by air, and to lessen its vulnerability if attacked. At MOPP4, air watch activities are degraded significantly due to eye-lens distortion.

TASK STEPS AND PERFORMANCE MEASURES	GO	NO-GO
1. Unit employs camouflage and concealment techniques. (04-1910.11-1001)		
a. Covers all shiny items with emphasis on windshields, mirrors, headlights, and taillights.		
b. Camouflages vehicles, tents, and supplies so they are not seen from above.		
c. Disperses vehicles, tents, and supplies at distances consistent with the size of the area to reduce vulnerability to air attacks.		
d. Constructs field fortifications with available materials that protect personnel and mission-essential equipment.		
e. Establishes attack alarm procedures.		
f. Rehearses alarm procedures.		
*2. Commander and leaders supervise air watch activities.		
a. Direct manning of the OP that provides an early warning of approaching aircraft.		
b. Establish a listening watch on the air defense early warning radio net, if equipment is available.		
c. Depict on the map board current threat aircraft sightings in the immediate area.		
d. Forward all aircraft sightings with direction of flight to the higher HQ staff element using analog and/or digital communications, if time and situation permit.		
3. Unit personnel react to aircraft sightings. (441-091-1040)		

TASK STEPS AND PERFORMANCE MEASURES	GO	NO-GO
a. Sound prescribed alarm to alert all unit personnel of the presence of threat aircraft.		
b. Occupy predesignated fighting positions and field fortifications.		
c. Maintain constant surveillance of assigned search sector.		
d. Identify threat aircraft visually.		
e. Remain concealed and hold fire to avoid revealing position.		
f. Restrict movement of vehicles or movement of personnel in open areas.		
*4. Commander and leaders supervise post-attack activities.		
a. Sound "All Clear" signal as directed by unit HQ.		
b. Forward damage report and personnel status report to higher HQ staff elements using analog and/or digital communications.		
c. Submit PIR to higher HQ staff element using analog and/or digital communications or messenger.		
d. Coordinate casualty treatment and evacuation with higher HQ S1 using analog and/or digital communications or messenger.		
e. Submit casualty forms to the S1 within 24 hours.		
f. Direct clearing of mission-hindering destroyed supplies and equipment.		
g. Coordinate changes or delays to support plan caused by air attack with higher HQ S2/S3 and support operations section using analog and/or digital communications or messenger.		
h. Coordinate replacement of personnel with higher headquarters S1 using analog and/or digital communications or messenger.		
i. Coordinate replacement of equipment with higher HQ S4 using analog and/or digital communications.		
NOTE: Requisitions for repair parts are made by using ULLS-G. ULLS-S4 is used to request equipment replacements.		
j. Direct unit to continue assigned mission.		
5. Unit personnel perform post-attack activities.		
a. Treat casualties.		
NOTE: See Task 63-2-4517 for detailed treatment procedures.		
b. Transport casualties.		
NOTE: See Task 63-2-4316 for detailed casualty transportation procedures.		
c. Reconstruct damaged fighting positions and field fortifications.		
d. Repair damaged camouflage material.		
e. Move KIA remains and personal effects to a predesignated location.		
f. Report casualties to CP using analog and/or digital communications or messenger.		
g. Clear debris from area essential to mission accomplishment.		
h. Continue mission as directed by the commander.		

TASK PERFORMANCE / EVALUATION SUMMARY BLOCK							
ITERATION	1	2	3	4	5	M	TOTAL
TOTAL TASK STEPS EVALUATED							
TOTAL TASK STEPS "GO"							
TRAINING STATUS "GO"/"NO-GO"							

SUPPORTING INDIVIDUAL TASKS		
Task Number	Task Title	References
031-503-3008	Implement Mission-Oriented Protective Posture	STP 10-92M15-SM-TG
		STP 21-24-SMCT
052-191-1501	Perform Individual Camouflage	STP 10-92M15-SM-TG
		STP 21-1-SMCT
071-331-0815	Practice Noise, Light, and Litter Discipline	STP 10-92M15-SM-TG
		STP 21-1-SMCT
441-091-1040	Visually Identify Threat Aircraft	STP 10-92M15-SM-TG
		STP 21-24-SMCT

"*" indicates a leader task step.

SUPPORTING COLLECTIVE TASKS: NONE
OPFOR TASKS AND STANDARDS

TASK: CONDUCT AERIAL RECONNAISSANCE (63-OPFOR-1007)

CONDITION: OPFOR HQ requires intelligence on the location and identification of enemy elements. Aircraft is dispatched to take photographs and conduct a visual inspection of enemy rear area.

STANDARD: 1. Photograph assigned sectors. 2. Make quick visual checks where cloud ceiling is low. 3. Locate enemy positions in the rear area, particularly support and storage bases, and C2 facilities. 4. Report PIR and other information requirements to OPFOR HQ.

TASK STEPS AND PERFORMANCE MEASURES	GO	NO-GO
c. Submit personnel SITREP to S1 section using analog and/or digital communications, including casualty forms within 24 hours.		
d. Coordinate casualty treatment and evacuation with S1 section using analog and/or digital communications.		
e. Direct clearing of mission-hindering destroyed supplies and equipment.		
f. Coordinate changes or delays to support plan caused by air attack with support operations section, battalion support operations section, and supported maneuver battalion S4 section using analog and/or digital communications.		
g. Coordinate replacement of personnel with the S1 section using analog and/or digital communications.		
h. Coordinate replacement of equipment with S4 section using ULLS-G to request repair parts and ULLS-S4 to request equipment replacements.		
i. Direct unit to continue assigned mission.		
4. Unit personnel perform post-attack activities.		
a. Treat casualties.		
NOTE: See Task 63-2-4517 for detailed treatment procedures.		
b. Report casualties to CP using analog and/or digital communications or messenger.		
c. Transport casualties.		
NOTE: See Task 63-2-4316 for detailed transportation procedures.		
d. Reconstruct damaged fighting positions and field fortifications.		

TASK PERFORMANCE / EVALUATION SUMMARY BLOCK							
ITERATION	1	2	3	4	5	M	TOTAL
TOTAL TASK STEPS EVALUATED							
TOTAL TASK STEPS "GO"							
TRAINING STATUS "GO"/"NO-GO"							

SUPPORTING INDIVIDUAL TASKS		
Task Number	Task Title	References
071-311-2007	Engage Targets With an M16A1 or M16A2 Rifle	STP 10-92M15-SM-TG
		STP 21-1-SMCT
071-312-3031	Engage Targets With an M60 Machine Gun	STP 10-92M15-SM-TG
		STP 21-1-SMCT
441-091-1040	Visually Identify Threat Aircraft	STP 10-92M15-SM-TG
		STP 21-24-SMCT

"*" indicates a leader task step.

SUPPORTING COLLECTIVE TASKS: NONE
OPFOR TASKS AND STANDARDS

TASK: CONDUCT AIR ATTACKS (63-OPFOR-1006)

CONDITION: OPFOR elements in the rear area have forwarded the positions of enemy support sites and/or the locations of road march elements to OPFOR HQ. OPFOR aircraft have been dispatched to attack enemy installations or convoys.

STANDARD: 1. Locate command and control site(s) or convoys. 2. Conduct attack runs on designated target(s). 3. Destroy enemy equipment, supplies, vehicles, and personnel.

- ELEMENTS:** Company Headquarters
 Food Service Section
 Unit Maintenance Section
 Supply Operations Office
 Deprocessing Platoon Headquarters
 Deprocessing Section
 Supply Platoon Headquarters
 Materiel Storage & Handling Section
 Materiel Storage & Maintenance Section

TASK: Cross a Radiologically Contaminated Area (63-2-4005)
 (FM 3-3) (FM 3-4) (STP 21-1-SMCT)
 (STP 21-24-SMCT)

ITERATION: 1M 2M 3M 4M 5M (Circle)
COMMANDER/LEADER ASSESSMENT: T P U (Circle)

CONDITIONS: Orders are received from higher HQ staff element to cross a radiologically contaminated area. The unit has analog and/or digital communications with higher HQ. The higher HQ OPORD, the unit TSOP, and higher HQ TSOP are available. The unit is conducting a tactical road march. NBC reconnaissance, survey, and survey control teams have been designated. The location of the contaminated area has been identified. The area cannot be bypassed without unacceptable delay to the move. Higher HQ staff element coordinates for additional NBC decontamination support. Assembly areas may be in concealed locations or alongside roads as the tactical situation dictates. This task is performed day or night under all environmental conditions. The unit is subject to air, NBC, and ground Level I threat forces attack. This task is always performed in MOPP4.

TASK STANDARDS: Unit crosses contaminated area by shortest route possible. At MOPP4, performance degradation factors increase time required to cross contaminated area.

TASK STEPS AND PERFORMANCE MEASURES	GO	NO-GO
1. Leading convoy element employs immediate protective measures. (031-503-1007, 031-503-1015, 031-503-1018, 031-503-1023, 031-503-2004, 031-503-3008, 04-5030.00-2007, 04-5030.00-2013, 04-5030.00-2019)		
a. Covers nose and mouth with handkerchief or clean rag.		
b. Dons designated MOPP gear to reduce skin exposure.		
c. Covers all equipment, munitions, fuel, and water containers.		
d. Zeros dosimeters.		
e. Wears individual dosimeters (selected personnel).		
f. Performs basic soldier skill decontamination.		
g. Occupies closed vehicles (nonessential personnel).		
*2. March commander relays NBC information to convoy elements. (031-503-3006, S1-5030.00-1010)		
a. Plots contamination area on map overlay(s).		
b. Notifies all march elements of reported location and type of contamination using analog and/or digital communications.		
c. Designates assembly area(s) for convoy elements to complete preparations to cross area.		
d. Directs required protective measures and MOPP level for assembly area(s).		
e. Reports locations of assembly area(s), halt time, and tentative resumption time to the higher HQ staff element using analog and/or digital communications.		

TASK STEPS AND PERFORMANCE MEASURES	GO	NO-GO
f. Forwards NBC 4 nuclear reports to the higher HQ staff element using analog and/or digital communications.		
g. Directs recording of dose rates IAW time intervals established in the TSOP.		
3. March elements occupy assembly area(s).		
a. Move into assembly area without stopping on the route of march.		
b. Establish perimeter security with 360-degree surveillance and crew-served weapons positioned along likely avenues of approach.		
c. Employ camouflage and concealment techniques with emphasis on overhead concealment, mirrors, and windshields.		
d. Perform during-operations PMCS IAW applicable TM.		
4. Designated personnel perform monitoring activities. (031-503-3006)		
a. Record dose rates IAW time intervals specified in the TSOP.		
NOTE: During actual fallout, dose rates must be recorded at a minimum of every 15 minutes.		
b. Establish correlation factor.		
c. Record correlation factor.		
d. Report correlation factor figures to the unit defense team.		
e. Record dose rate at 30-minute intervals after peak dose rate has been reported.		
*5. March commander organizes radiological reconnaissance team(s). (04-3303.01-0019)		
a. Identifies possible routes through contaminated area by map reconnaissance.		
b. Tasks convoy elements for vehicles, personnel, and equipment.		
c. Prepares overlays and/or strip maps to guide reconnaissance team(s) on assigned routes.		
d. Briefs reconnaissance team(s) on route, mission, and reporting procedures.		
*6. March commander selects a crossing route. (031-503-3004)		
a. Employs correlation factor to determine ground dose rates from reconnaissance survey reports.		
b. Identifies contamination levels for tentative routes from NBC 5 report and/or radiological survey reports.		
c. Forwards radiological survey data to higher HQ staff element using analog and/or digital communications.		
d. Establishes new exposure limits from OEG based on survey reports and in coordination with the higher HQ staff element.		
e. Selects best route that reduces exposure and permits the fastest travel based on METT-TC.		
f. Requests route clearance and approval from higher HQ staff element using analog and/or digital communications.		
*7. March commander supervises crossing preparation activities. (031-503-3004)		
a. Maintains situational awareness at all times using analog and/or digital communications.		
b. Assigns crossing time(s) for all convoy elements.		

TASK STEPS AND PERFORMANCE MEASURES	GO	NO-GO
c. Assigns assembly area location(s) for all convoy elements on the other side of the contaminated area for hasty decontamination.		
d. Directs placement of extra shielding consistent with available materials.		
e. Directs precautionary measures and MOPP level required for crossing.		
f. Coordinates call for support with higher HQ staff element for hasty and deliberate decontamination support using analog and/or digital communications.		
8. NBC reconnaissance team(s) conducts a radiological route survey.		
a. Employ MOPP level 4.		
b. Employ additional shielding for non-armored vehicles.		
c. Inspect serviceability of all radiacmeters and other reconnaissance equipment.		
d. Plot checkpoints and distance intervals along route on overlays, based on tactical situation and time available.		
e. Employ radiacmeters and dosimeters to measure dose-rate readings inside the vehicle(s) at selected intervals between the checkpoints along the route.		
f. Employ radiacmeters to measure dose-rate readings outside the vehicle(s) to determine the correlation factor.		
g. Report survey data to convoy commander using analog and/or digital communications or radio.		
h. Place entrance markers at boundary of contaminated area.		
NOTE: Markers should face away from the contaminated area in order to facilitate identification by convoy lead vehicle.		
i. Report location of contaminated areas to convoy commander via NBC 4 nuclear report format.		
j. Report reading, time, and location of contamination detection to the higher HQ staff element using analog and/or digital communications.		
k. Terminate radiological survey activities when turnback dose or turnback dose rate is reached, or when the specified area has been reconnoitered.		
9. Unit prepares to cross contaminated area.		
a. Employs MOPP level 4.		
b. Employs equipment and cargo protection measures.		
c. Closes all air vents and windows on vehicles.		
d. Employs extra shielding for non-armored vehicles.		
10. Unit crosses contaminated area.		
a. Follows route as marked by reconnaissance party or by overlay.		
b. Employs precautions that reduce dust.		
c. Avoids low ground, overhead branches, and heavy brush.		
d. Moves as quickly as possible across contaminated area without unnecessary halts and delays.		
e. Verifies that all vehicles have crossed the contaminated area and are out of the affected area before stopping.		
f. Forwards crossing report to march commander using analog and/or digital communications.		
*11. March commander supervises crossing of contaminated area. (031-503-3004)		

TASK STEPS AND PERFORMANCE MEASURES	GO	NO-GO
a. Establishes extended interval or staggered parallel routes to minimize radioactive dust pickup.		
b. Monitors convoy elements crossings to ensure compliance with TSOP.		
c. Maintains communications with all march elements during crossing using analog and/or digital communications.		
d. Directs dropping of all expendable covering materials at the edge of the contaminated area.		
e. Forwards crossing report to the higher HQ staff element when all convoy elements have crossed the contaminated area using analog and/or digital communications.		
*12. March commander supervises decontamination measures. (04-5030.00-2020)		
a. Identifies level of decontamination required in coordination with higher HQ staff element.		
b. Directs implementation of basic soldier skill decontamination based on level of contamination, weather, and tactical situation.		
c. Directs implementation of hasty decontamination based on level of contamination, weather, and the tactical situation.		
d. Enforces OPSEC measures during decontamination operations.		
e. Records radiation level readings from selected personnel wearing dosimeters.		
f. Forwards radiation exposure status to higher HQ staff element using analog and/or digital communications.		
g. Coordinates call for support for detailed decontamination support with higher HQ staff using analog and/or digital communications.		
h. Monitors personnel for symptoms of radiation sickness.		
13. Unit performs radiological decontamination. (031-503-3009)		
a. Locates radiological contamination using unit radiacmeter.		
b. Performs personal wipe-down technique on individual equipment within 15 minutes of contamination by brushing, scraping, or shaking dry contaminant from equipment, if possible.		
c. Washes exposed area of skin with soap and water.		
d. Wipes off mask, hood, helmet, gloves, footwear covers, and other personal equipment with soapy water.		
e. Disposes of contaminated dust and articles IAW prescribed techniques in higher HQ OPORD and the battalion and unit TSOP.		
f. Measures level of residual radiation using radiacmeters to determine if contamination is negligible.		
g. Assists in hasty decontamination of equipment (vehicle washdown).		
h. Conducts deliberate decontamination.		
i. Constructs sumps and runoff ditches to control contaminated drainage.		
*14. March commander coordinates resumption of road march.		
a. Designates SP location and times for all convoy elements.		
b. Reschedules checkpoint and RP crossing times in coordination with higher HQ staff element.		
c. Provides new march instructions to all convoy elements.		

TASK STEPS AND PERFORMANCE MEASURES	GO	NO-GO
d. Directs covering and marking of contaminated runoff areas.		
e. Affixes locations of contaminated runoff areas on map overlay(s).		
f. Forwards march resumption reports to the higher HQ staff element using analog and/or digital communications.		
15. Unit performs march resumption activities.		
a. Covers areas used for decontamination.		
b. Marks entrance and exit to contaminated area.		
c. Records radiation dose readings of areas used for decontamination operations.		
d. Crosses new SP at time prescribed by the convoy commander.		

TASK PERFORMANCE / EVALUATION SUMMARY BLOCK							
ITERATION	1M	2M	3M	4M	5M		TOTAL
TOTAL TASK STEPS EVALUATED							
TOTAL TASK STEPS "GO"							
TRAINING STATUS "GO"/"NO-GO"							

SUPPORTING INDIVIDUAL TASKS		
Task Number	Task Title	References
031-503-1007	Decontaminate Your Skin and Personal Equipment Using An M258A1 Decontamination Kit	STP 10-92M15-SM-TG
		STP 21-1-SMCT
031-503-1015	Protect Yourself From NBC Injury/Contamination With Mission-Oriented Protective Posture (MOPP) Gear	STP 10-92M15-SM-TG
		STP 21-1-SMCT
031-503-1018	React to a Nuclear Hazard	STP 10-92M15-SM-TG
		STP 21-1-SMCT
031-503-1023	Protect Yourself From NBC Injury/Contamination When Changing Mission-Oriented Protective Posture (MOPP) Gear	STP 10-92M15-SM-TG
		STP 21-1-SMCT
031-503-2004	Prepare and Submit NBC 4 Reports	STP 10-92M15-SM-TG
		STP 21-24-SMCT
031-503-3004	Supervise the Crossing of a Contaminated Area	STP 10-92M154-SM-TG
		STP 21-24-SMCT
031-503-3006	Supervise Radiation Monitoring	STP 10-92M15-SM-TG
		STP 21-24-SMCT
031-503-3008	Implement Mission-Oriented Protective Posture	STP 10-92M15-SM-TG
		STP 21-24-SMCT
031-503-3009	Lead MOPP Gear Exchange	STP 10-92M15-SM-TG
		STP 21-24-SMCT

"*" indicates a leader task step.

SUPPORTING COLLECTIVE TASKS: NONE

OPFOR TASKS AND STANDARDS

TASK: DISRUPT ENEMY MOVEMENT AND OPERATIONS USING TACTICAL NUCLEAR WEAPONS
(63-OPFOR-1002)

CONDITION: Tactical nuclear weapons are employed against key locations in the rear area.

STANDARD: 1. Disrupt or delay movement of equipment and supplies to forward areas. 2. Destroy enemy equipment and supplies. 3. Inflict nuclear casualties among enemy troops. 4. Deny enemy use of specified areas. 5. Contaminate enemy equipment and supplies.

TASK STEPS AND PERFORMANCE MEASURES	GO	NO-GO
a. Identifies location of ambush site on map with map overlay using analog and/or digital communications.		
b. Directs convoy elements under attack to employ correct protective actions as prescribed in higher HQ movement order and TSOP.		
c. Provides instructions on halt points and security requirements to all convoy elements.		
d. Forwards initial incident report to higher HQ staff element using analog and/or digital communications.		
e. Directs hardened vehicles with automatic fire capability into position to lay down concentrated fire on threat position(s).		
f. Directs the convoy elements ahead and convoy element following to organize security teams to attack flanks of threat ambush party.		
g. Maintains constant communications with all convoy elements engaging threat to immediately make adjustments to tactical situation using analog and/or digital communications.		
h. Forwards subsequent SITREP reports to higher HQ staff element as situation changes using analog and/or digital communications.		
i. Requests immediate CAS and/or indirect fire support from higher HQ staff element using analog and/or digital communications.		
j. Directs use of pyrotechnics for signaling or marking areas.		
k. Develops contingency plans to displace elements not under attack and withdraw elements under attack.		
4. Unit defends against ground ambush (road not blocked). (071-311-2007, 071-312-3031)		
a. Reports ambush to convoy commander immediately upon contact using analog and/or digital communications.		
b. Identifies threat location(s).		
c. Returns fire immediately that kills threat and suppresses their fire (non-driving personnel).		
d. Stops vehicles (not in kill zone).		
e. Increases rate of march until out of kill zone (vehicles in kill zone).		
f. Keeps roadway clear by pushing disabled vehicles aside.		
g. Organizes security element(s) of soldiers not in kill zone (senior member present).		
h. Directs fire and maneuver of security elements to allow remaining vehicles to pass through kill zone (senior member present).		
i. Forwards SITREP to convoy commander using analog and/or digital communications.		
5. Unit defends against ground attack (road blocked). (071-311-2007, 071-312-3031, 071-326-0503)		
a. Reports ambush to convoy commander immediately upon contact.		
b. Dismounts vehicles on opposite side of direction of ambush.		
c. Returns fire immediately which kills threat or suppresses their fire (soldiers in kill zone).		
d. Takes up firing positions while awaiting orders (soldiers not in kill zone).		

TASK STEPS AND PERFORMANCE MEASURES	GO	NO-GO
e. Organizes security element(s) of soldiers not in kill zone (senior member present).		
f. Directs fire and maneuver of security elements to allow removal of road block (senior member present).		
g. Forwards SITREP to convoy commander using analog and/or digital communications.		
*6. Convoy commander requests indirect fire support. (061-283-6003)		
a. Requests fire support IAW instructions in the higher HQ movement order or TSOP using analog and/or digital communications.		
b. Identifies grid direction to threat location.		
c. Identifies threat target location using grid coordinates or shift from a known point.		
d. Transmits call for fire in proper sequence using analog and/or digital communications.		
e. Transmits fire adjustment information in proper sequence to the fire support element, if an "adjust-fire" mission is required, using analog and/or digital communications.		
f. Transmits "end of mission" and surveillance report, if fire was sufficient, using analog and/or digital communications.		
*7. Convoy commander requests CAS.		
a. Verifies threat position(s).		
b. Requests CAS by means prescribed in higher HQ movement order using analog and/or digital communications.		
c. Supervises preparation of unit personnel for friendly strike.		
d. Directs marking of friendly unit location(s) with prescribed colored smoke.		
e. Communicates strike effectiveness to higher HQ staff element using analog and/or digital communications.		
8. Unit employs passive defense measures against air attack. (441-091-1040)		
a. Provides the prescribed signal to alert column.		
b. Staggers vehicles to avoid linear patterns.		
c. Drives vehicle in shadows or wood line.		
d. Assumes firing positions.		
e. Fires only upon command.		
f. Reports all aircraft actions to higher HQ staff element using analog and/or digital communications.		
9. Unit employs active defense measures against air attack. (441-091-1040, O1-0401.20-0001)		
a. Employs the prescribed signal to alert march elements.		
b. Identifies threat aircraft visually.		
c. Disperses vehicles to concealed locations.		
d. Assumes firing positions.		
e. Prepares crew-served weapons for firing.		
f. Fires weapons at attacking aircraft only if fired upon or on command.		

TASK STEPS AND PERFORMANCE MEASURES	GO	NO-GO
*10. Convoy commander supervises reorganization after attack. (081-831-0101, O3-4995.90-0010)		
a. Identifies status of all personnel, equipment, and cargo through convoy element reports using analog and/or digital communications.		
b. Coordinates requirements within march elements for load transfer, vehicle repairs, mortuary affairs, and medical evacuation using analog and/or digital communications.		
c. Requests emergency destruction authorization from higher HQ staff element for unreparable items using analog and/or digital communications.		
d. Forwards SITREP to higher HQ staff element using analog and/or digital communications.		
11. Unit reorganizes after the attack. (O3-4995.90-0010)		
a. Maintains 360-degree surveillance.		
b. Treats casualties.		
NOTE: See Task 63-2-4517 for detailed treatment procedures.		
c. Reports casualties using analog and/or digital communications.		
d. Requests air ambulance support through convoy commander.		
e. Reestablishes chain of command if necessary.		
f. Secures landing zone if air ambulance is required.		
g. Evacuates casualties.		
NOTE: See Task 63-2-4316 for detailed casualty evacuation procedures.		
h. Performs mortuary affairs functions.		
NOTE: See Task 10-2-4513 for detailed mortuary affairs procedures.		
i. Assesses damage to vehicles and cargo to determine operability and repairability.		
j. Performs BDAR for recoverable vehicles.		
k. Removes critical items from unrecoverable vehicles.		
l. Requests emergency destruction of vehicles and non-medical equipment from march commander using analog and/or digital communications.		
m. Forwards SITREP to convoy commander using analog and/or digital communications.		
n. Reorganizes convoy elements.		
o. Resumes march.		

TASK PERFORMANCE / EVALUATION SUMMARY BLOCK							
ITERATION	1	2	3	4	5	M	TOTAL
TOTAL TASK STEPS EVALUATED							
TOTAL TASK STEPS "GO"							
TRAINING STATUS "GO"/"NO-GO"							

SUPPORTING INDIVIDUAL TASKS		
Task Number	Task Title	References
061-283-6003	Adjust Indirect Fire	STP 10-92M15-SM-TG
		STP 21-24-SMCT

SUPPORTING INDIVIDUAL TASKS		
Task Number	Task Title	References
071-311-2007	Engage Targets With an M16A1 or M16A2 Rifle	STP 10-92M15-SM-TG STP 21-1-SMCT
071-312-3031	Engage Targets With an M60 Machine Gun	STP 10-92M15-SM-TG STP 21-1-SMCT
071-326-0503	Move Over, Through, or Around Obstacles (Except Minefields)	STP 10-92M15-SM-TG STP 21-1-SMCT
081-831-0101	Request Medical Evacuation	STP 10-92M15-SM-TG STP 21-24-SMCT
081-831-1026	Apply a Dressing to an Open Chest Wound	STP 10-92M15-SM-TG STP 21-1-SMCT
101-515-1900	Perform Mortuary Affairs Operations	STP 10-92M15-SM-TG STP 21-1-SMCT
441-091-1040	Visually Identify Threat Aircraft	STP 10-92M15-SM-TG STP 21-24-SMCT

“*” indicates a leader task step.

SUPPORTING COLLECTIVE TASKS: NONE OPFOR TASKS AND STANDARDS

TASK: CONDUCT HASTY AMBUSH (63-OPFOR-1003)

CONDITION: OPFOR element is moving in a wooded area when an enemy march element is seen moving along a nearby route.

STANDARD: 1. Prepare ambush site before arrival of enemy element. 2. Surprise enemy forces. 3. Inflict casualties within the designated kill zone. 4. Inflict damage to vehicles and equipment within the designated kill zone. 5. Delay enemy march element from reaching its destination for a specified period. 6. Withdraw, on order, within two minutes of ambush initiation. 7. Report actions to superiors.

TASK: CONDUCT DELIBERATE AMBUSH (63-OPFOR-1004)

CONDITION: OPFOR element is operating along an enemy MSR. OPFOR intelligence has reported that an enemy element is conducting a road march along the route. OPFOR has set up an ambush. The march element is approximately 15 minutes from the ambush point. OPFOR element possesses automatic weapons, antiarmor weapons, and command detonated mines. OPFOR HQ has ordered complete destruction of march element.

STANDARD: 1. Prepare ambush site before arrival of enemy element. 2. Surprise enemy forces. 3. Force enemy march element to halt in kill zone. 4. Initiate ambush on order of the OPFOR leader. 5. Kill, wound, or capture enemy personnel and destroy specified vehicles and equipment in the kill zone. 6. Engage enemy reinforcements and security elements. 7. Consolidate and withdraw from the area on order. 8. Report all specified PIR and other intelligence requirements.

TASK: CONDUCT SNIPER OPERATIONS (63-OPFOR-1005)

CONDITION: OPFOR has assigned snipers, regular and/or irregular elements, in the enemy rear area along MSR and near support sites.

STANDARD: 1. Set up well-concealed location(s). 2. Engage vehicle drivers or personnel on foot with short bursts of semi-automatic fire. 3. Kill or wound selected target. 4. Prevent position from being discovered by enemy forces. 5. Evacuate the area without being spotted. 6. Report all specified PIR and other intelligence requirements to OPFOR HQ.

- ELEMENTS:** Company Headquarters
 Food Service Section
 Unit Maintenance Section
 Supply Operations Office
 Deprocessing Platoon Headquarters
 Deprocessing Section
 Supply Platoon Headquarters
 Materiel Storage & Handling Section
 Materiel Storage & Maintenance Section

TASK: Set Up Unit Defense (63-2-4011)
 (FM 21-75) (FM 10-27-2) (FM 10-27-3)
 (FM 3-100.4) (FM 3-4) (FM 7-10)
 (STP 21-1-SMCT) (STP 21-24-SMCT)

ITERATION: 1 2 3 4 5 M (Circle)
COMMANDER/LEADER ASSESSMENT: T P U (Circle)

CONDITIONS: The unit is required to complete the setup of the unit defense IAW the time limit set by the commander. The unit has analog and/or digital communications with higher HQ. The higher HQ OPORD with all annexes and overlays, the unit TSOP, and higher HQ TSOP are available. Unit defense plan is available. All fighting positions, locations of obstacles, and early warning devices are selected. This task is performed day or night under all environmental conditions. The unit is subject to air, NBC, and ground Level I threat forces attack. Some iterations of this task should be performed in MOPP4.

TASK STANDARDS: All preparations are completed for the defense within the time specified and IAW the defense plan. At MOPP4, performance degradation factors increase response times.

TASK STEPS AND PERFORMANCE MEASURES	GO	NO-GO
*1. Unit leaders supervise setup of element defensive sector. (01-1940.00-1001, 071-326-5704)		
a. Assign all personnel to primary fighting positions based on type of weapon as prescribed in the defense plan.		
b. Assign sectors of fire for each primary position as prescribed in the defense plan.		
c. Assign alternate and supplementary positions for each primary position.		
d. Assign sectors of fire for each supplementary position.		
e. Verify sectors of fire, range cards, aiming stakes, and possible dead space before authorizing construction of positions.		
f. Supervise construction of individual fighting positions within the element's sector.		
g. Supervise clearing of fields of fire.		
h. Supervise construction of obstacles IAW the defense plan.		
i. Supervise construction of OP/LP.		
j. Supervise emplacement of expedient warning device and position barriers.		
k. Assign personnel to unit internal reaction force IAW defense plan.		
l. Prepare defensive sector sketch showing the location and sector of fire for each weapon, all known dead space, and the location and estimated ranges to prominent terrain features within the assigned area.		
m. Forward sector sketch to unit leader using analog and/or digital communications or messenger.		

TASK STEPS AND PERFORMANCE MEASURES	GO	NO-GO
n. Enforce safety procedures IAW TSOP and publications.		
o. Enforce environmental stewardship protection program procedures.		
2. Unit personnel construct primary fighting positions. (071-326-5703, 071-331-0852)		
a. Identify position location and sector of fire as directed by unit leader.		
b. Dig an initial hasty fighting position at least one-half meter (18 to 20 inches) deep and with partially cleared fields of fire.		
c. Walk sector to determine ranges and dead space using buddy system.		
d. Improve hasty fighting position to a two-man position.		
e. Install sector of fire stakes to identify area directed by unit leader.		
f. Prepare appropriate range card by sighting in automatic weapons, antiarmor weapons, and grenade launchers on the assigned engagement area.		
g. Dig position to fit the natural cover available at least armpit deep using dirt to build a parapet (front cover) at least 18 inches thick.		
h. Dig two trench grenade sumps, one at each end of the two-man position, and sloped toward the sumps.		
i. Complete clearing fields of fire, using foliage for camouflage.		
j. Construct overhead and flank cover for fighting position as time permits.		
k. Camouflage position to prevent easy detection from 35 meters.		
l. Report completion of primary positions to the unit leader.		
m. Mark alternate and supplementary positions as directed by unit leader.		
n. Employ safety procedures IAW TSOP and publications.		
o. Employ environmental stewardship protection program procedures.		
3. Unit personnel emplace obstacles and early warning devices.		
a. Place PEWS into operation at location(s) directed by the element leader.		
b. Emplace man-made barriers, concertina wire, and field expedient devices in locations directed by the unit leader.		
c. Position trip flares and field-expedient noise devices in locations directed by the unit leader.		
d. Camouflage all obstacles and devices.		
e. Report completion of barrier emplacements to the unit leader using analog and/or digital communications or messenger.		
f. Employ safety procedures IAW TSOP and publications.		
g. Employ environmental stewardship protection program procedures.		
*4. Unit leaders supervise set up of defensive sector. (071-326-5705)		
a. Consolidate element defense sketches, after verification of compliance, into a unit defensive sector sketch.		
b. Forward unit's defensive sector sketch to unit CP within one hour after arrival at the new site using analog and/or digital communications or messenger.		
c. Inspect unit positions to ensure structure, camouflage, and location comply with the unit defense plan and TSOP.		
d. Verify interlocking fires, dead space, and sector of fire for key weapon positions.		

TASK STEPS AND PERFORMANCE MEASURES	GO	NO-GO
e. Inspect OP/LP and personnel for communications, camouflage, and knowledge of withdrawal route.		
f. Inspect obstacles to ensure compliance with unit defense plan and TSOP.		
g. Report completion of sector setup to CP using analog and/or digital communications or messenger.		
h. Enforce safety procedures IAW TSOP and publications.		
i. Enforce environmental stewardship protection program procedures.		
5. Unit personnel establish OP/LP. (071-326-5705)		
a. Position OP/LP within effective small arms range of unit elements.		
b. Establish communications (analog and/or digital means) with nearest unit element and the CP.		
c. Camouflage OP/LP to prevent it from being detected within 35 meters.		
d. Establish withdrawal route that provides adequate cover and concealment.		
*6. Commander supervises setup of the unit's defensive sector.		
a. Inspects defensive preparation to ensure compliance with the defense plan.		
b. Consolidates element sector defense sketches, after verification of compliance, into the unit sector sketch.		
c. Forwards unit sector sketch to the battalion S2/S3 element using analog and/or digital communications or messenger.		
d. Maintains sector sketch in the CP using digital device and/or analog displays.		
e. Directs establishment of centrally located ammunition resupply and casualty collection point in the unit area.		
f. Enforces safety procedures IAW TSOP and publications.		
g. Enforces environmental stewardship protection program procedures.		

TASK PERFORMANCE / EVALUATION SUMMARY BLOCK							
ITERATION	1	2	3	4	5	M	TOTAL
TOTAL TASK STEPS EVALUATED							
TOTAL TASK STEPS "GO"							
TRAINING STATUS "GO"/"NO-GO"							

SUPPORTING INDIVIDUAL TASKS		
Task Number	Task Title	References
052-191-1501	Perform Individual Camouflage	STP 10-92M15-SM-TG STP 21-1-SMCT
071-312-3007	Prepare a Range Card for an M60 Machine Gun	STP 10-92M15-SM-TG STP 21-1-SMCT
071-326-0513	Select Temporary Fighting Positions	STP 10-92M15-SM-TG STP 21-1-SMCT
071-326-5703	Construct Individual Fighting Positions	STP 10-92M15-SM-TG STP 21-1-SMCT
071-326-5704	Supervise Construction of a Fighting Position	STP 10-92M15-SM-TG STP 21-24-SMCT
071-326-5705	Establish an Observation Post	STP 10-92M15-SM-TG

SUPPORTING INDIVIDUAL TASKS		
Task Number	Task Title	References
		STP 21-24-SMCT
071-326-5770	Prepare a Platoon Sector Sketch	STP 10-92M15-SM-TG
		STP 21-24-SMCT
071-331-0852	Clear a Field of Fire	STP 10-92M15-SM-TG
		STP 21-1-SMCT

SUPPORTING COLLECTIVE TASKS	
Task Number	Task Title
09-3-4009	Occupy New Operating Site
09-3-4010	Plan Unit Defense
63-2-4009	Occupy New Operating Site
63-2-4009.09-0567	Occupy New Operating Site
63-2-4009.09-1009	Occupy New Operating Site
63-2-4009.43-0008	Occupy New Operating Site
63-2-4009.43-0009	Occupy a New Operating Site
63-2-4009.43-0079	Occupy a New Operating Site
63-2-4009.43-0167	Occupy a New Operating Site
63-2-4009.43-0168	Occupy a New Operating Site
63-2-4010	Plan Unit Defense
63-2-4010.09-0567	Plan Unit Defense
63-2-4010.09-1010	Plan Unit Defense
63-2-4010.43-0008	Plan Unit Defense
63-2-4010.43-0009	Plan Unit Defense
63-2-4010.43-0079	Plan Unit Defense
63-2-4010.43-0167	Plan Unit Defense
63-2-4010.43-0168	Plan Unit Defense
63-2-5009	Occupy New Operating Site
63-2-5010	Plan Unit Defense

“*” indicates a leader task step.

OPFOR TASKS AND STANDARDS: NONE

- ELEMENTS:** Company Headquarters
 Food Service Section
 Unit Maintenance Section
 Supply Operations Office
 Deprocessing Platoon Headquarters
 Deprocessing Section
 Supply Platoon Headquarters
 Materiel Storage & Handling Section
 Materiel Storage & Maintenance Section

TASK: Prepare Unit for Nuclear, Biological, and Chemical Conditions (63-2-4013)
 (FM 3-4) (AR 350-41) (FM 3-100.4)
 (FM 3-3) (STP 21-1-SMCT) (STP 21-24-SMCT)

ITERATION: 1 2 3 4 5 M (Circle)
COMMANDER/LEADER ASSESSMENT: T P U (Circle)

CONDITIONS: An NBC threat exists. The unit has analog and/or digital communications with higher HQ. The higher HQ OPORD, unit TSOP, and higher HQ TSOP are available. The CP, bivouac and operational areas, and perimeter defenses are set up. Unit and individual NBC defense equipment are available. The unit commander has provided his guidance. Threat has the capability to deliver chemical/biological agents and nuclear weapons. NBC vulnerability analysis is performed by the higher HQ NBC officer/NCO and distributed to the unit. This task is performed day or night under all environmental conditions. Some iterations of this task should be performed in MOPP4.

TASK STANDARDS: All NBC defense preparatory tasks are completed IAW the TSOP and OPORD and within the time set forth by the higher HQ staff personnel. At MOPP4, performance degradation factors increase time required to perform this task.

TASK STEPS AND PERFORMANCE MEASURES	GO	NO-GO
*1. Commander and leaders plan unit NBC defense preparatory activities. (031-503-3006, 031-503-3008, 031-503-3010, 031-504-3001, 850-001-3001, S4-5030.00-3003)		
a. Identify stated policies and procedures by reviewing the TSOP and OPORD.		
b. Identify current NBC threat and recommended countermeasures in coordination with the higher HQ staff element and unit NBC specialist.		
c. Identify location(s) of natural shelters consistent with NBC threat.		
d. Identify location(s) for construction of protective shelters, if required or available.		
e. Identify location(s) for placement of automatic alarm systems.		
f. Provide instructions on improvement of individual and crew-served weapons fighting positions.		
g. Identify the availability of personnel to perform tasks.		
h. Designate MOPP level as prescribed by the higher HQ staff element.		
i. Establish decontamination priorities for operational sites in coordination with the higher HQ staff element.		
j. List tasks to be performed and time limits for each task.		
k. Disseminate NBC defense preparation plan to all subelements using analog and/or digital communications or messenger.		
l. Task elements to provide NBC equipment operators.		
m. Conduct MOPP analysis.		

TASK STEPS AND PERFORMANCE MEASURES	GO	NO-GO
n. Provide guidance for the protection of food, water, and mission essential supplies.		
*2. Element leaders implement NBC defense plan and preparatory tasks. (031-503-1024, 031-503-1026, 031-503-3006, 031-503-3008, 031-503-3010, 031-504-3001, 031-506-1052, 850-001-3001, S4-5030.00-3003)		
a. Conduct inventory of all element NBC defense equipment.		
b. Request issue of shortages from the unit supply facility.		
c. Direct placement of automatic alarm system(s) located in element areas.		
d. Direct improvement of individual fighting positions with consideration for blast, thermal, and nuclear radiation, electromagnetic pulse, transient radiation effects on electronics, and blackout.		
e. Supervise construction of protective shelters in assigned area.		
f. Assign each element member to a protective shelter.		
g. Forward roster of all element NBC defense equipment operators to the CP using appropriate BFACS.		
h. Provide instructions on audio and visual NBC alarms, MOPP level, and protective shelters.		
i. Inspect all NBC defense equipment for proper fit, serviceability, and accountability.		
j. Enforce field sanitation and personal hygiene measures.		
k. Inspect all element personnel for compliance with measures prescribed by the battalion and unit TSOP, OPORD, and commander's directives.		
l. Forward element completion report to CP using analog and/or digital communications or messenger.		
m. Enforce safety procedures IAW TSOP and applicable publications.		
n. Enforce environmental protection program procedures IAW TC 5-400.		
3. Unit personnel perform NBC defense preparatory tasks. (031-503-1004, 031-503-1006, 031-503-1012, 031-503-1015, 031-503-1018, 031-503-1019, 031-503-1024, 031-503-1026, 031-503-2013, 031-503-2020)		
a. Construct protective shelters at locations designated by element leaders.		
b. Improve fighting positions with consideration for blast, thermal, and radiation effects.		
c. Perform PMCS on all survey equipment, monitoring equipment, and chemical detection equipment.		
d. Zero all dosimeters using appropriate charger.		
e. Inspect protective masks and clothing for serviceability and accountability.		
f. Identify assigned protective shelters or defensive positions in case of an attack.		
g. Carry protective mask with hood, skin decontamination kit, and detector paper (as permitted by designated MOPP level).		
h. Store overgarments, overboots, and gloves within reach while at workstation (as permitted by designated MOPP level).		
i. Employ field sanitation and personal hygiene measures.		
j. Employ safety procedures IAW TSOP and publications.		

TASK STEPS AND PERFORMANCE MEASURES	GO	NO-GO
k. Employ environmental stewardship protection program procedures IAW TC 3-34.489 and FM 3-100.4.		

TASK PERFORMANCE / EVALUATION SUMMARY BLOCK							
ITERATION	1	2	3	4	5	M	TOTAL
TOTAL TASK STEPS EVALUATED							
TOTAL TASK STEPS "GO"							
TRAINING STATUS "GO"/"NO-GO"							

SUPPORTING INDIVIDUAL TASKS		
Task Number	Task Title	References
031-503-1004	Protect Yourself From Chemical and Biological Injury/Contamination Using Your M17-Series Protective Mask With Hood	STP 10-92M15-SM-TG
		STP 21-1-SMCT
031-503-1006	Protect Yourself From NBC Injury/Contamination When Drinking From Your Canteen While Wearing Your Protective Mask	STP 10-92M15-SM-TG
		STP 21-1-SMCT
031-503-1012	Protect Yourself From Chemical and Biological Injury/Contamination Using Your M24 or M25-Series Protective Mask With Hood	STP 10-92M15-SM-TG
		STP 21-1-SMCT
031-503-1015	Protect Yourself From NBC Injury/Contamination With Mission-Oriented Protective Posture (MOPP) Gear	STP 10-92M15-SM-TG
		STP 21-1-SMCT
031-503-1018	React to a Nuclear Hazard	STP 10-92M15-SM-TG
		STP 21-1-SMCT
031-503-1019	React to Chemical or Biological Hazard/Attack	STP 10-92M15-SM-TG
		STP 21-1-SMCT
031-503-1024	Replace Canister On Your M40-Series Protective Mask	STP 10-92M15-SM-TG
		STP 21-1-SMCT
031-503-1026	Maintain Your M40-Series Protective Mask With Hood	STP 10-92M15-SM-TG
		STP 21-1-SMCT
031-503-2013	Use and Perform Operator Maintenance on the IM174-Series Radiacmeter	STP 10-92M15-SM-TG
		STP 21-24-SMCT
031-503-2020	Use and Perform Operator Maintenance on the IM93 or IM147 Dosimeter and PP1578-Series Charger	STP 10-92M15-SM-TG
		STP 21-24-SMCT
031-503-3006	Supervise Radiation Monitoring	STP 10-92M15-SM-TG
		STP 21-24-SMCT
031-503-3008	Implement Mission-Oriented Protective Posture	STP 10-92M15-SM-TG
		STP 21-24-SMCT

SUPPORTING INDIVIDUAL TASKS		
Task Number	Task Title	References
031-503-3010	Supervise Employment of Nuclear, Biological, or Chemical Markers	STP 10-92M15-SM-TG
		STP 21-24-SMCT
031-504-3001	Supervise Positioning of the Chemical Agent Alarm	STP 10-92M15-SM-TG
		STP 21-24-SMCT
031-506-1052	Protect Yourself and Others From Chemical and Biological Injury/Contamination By Using (Entering or Exiting) a Collective Protection Shelter	STP 10-92M15-SM-TG
		STP 21-1-SMCT
850-001-3001	Control Mission Safety Hazards	STP 10-92M15-SM-TG
		STP 21-24-SMCT

“*” indicates a leader task step.

SUPPORTING COLLECTIVE TASKS: NONE
OPFOR TASKS AND STANDARDS: NONE

- ELEMENTS:** Company Headquarters
 Food Service Section
 Unit Maintenance Section
 Supply Operations Office
 Deprocessing Platoon Headquarters
 Deprocessing Section
 Supply Platoon Headquarters
 Materiel Storage & Handling Section
 Materiel Storage & Maintenance Section

TASK: Employ Operations Security Measures (63-2-4016)
 (AR 530-1) (AR 380-19)
 (AR 380-5)

ITERATION: 1 2 3 4 5 M (Circle)

COMMANDER/LEADER ASSESSMENT: T P U (Circle)

CONDITIONS: Company operations are commencing. The unit has analog and/or digital communications with higher HQ. The higher HQ OPORD with all annexes and overlays, unit TSOP, and higher HQ TSOP are available. Support operations are being carried out IAW the support plan. The unit and higher HQ OPSEC plan are available. Threat forces are capable of intelligence gathering by electronic, visual, and audio means. Directed energy devices may be used in the area. This task is performed day or night in all environmental conditions. The unit is subject to air, NBC, and all levels of threat forces attacks. Some iterations of this task should be performed in MOPP4.

TASK STANDARDS: The unit's location is not compromised by electronic, visual, or auditory means. The unit prevents the threat from learning its strength, disposition, and intentions. At MOPP4, performance degradation factors increase the implementation time for OPSEC measures.

TASK STEPS AND PERFORMANCE MEASURES	GO	NO-GO
*1. Commander and leaders supervise OPSEC activities. (01-5700.02-0001, 03-3711.12-0001)		
a. Inspect guard post and dismount point(s) to ensure compliance with TSOP or other written/oral instructions.		
b. Inspect unit's camouflage to ensure compliance with TSOP and command guidance.		
c. Monitor information security measures to ensure compliance with TSOP and command guidance.		
d. Monitor signal security measures to ensure compliance with TSOP and command guidance.		
e. Monitor employment of counter- and counter-counter-surveillance measures to ensure procedures are taken IAW TSOP and command guidance.		
f. Monitor employment of automated systems security and defense against DE devices preventive measures to ensure compliance with TSOP and command guidance.		
g. Perform "on-the-spot correction" when OPSEC weaknesses or violations are discovered.		
2. Unit personnel employ information security measures. (03-3711.12-0002)		
a. Account for all OPORDs and annexes by requiring receipt signature during distribution.		
NOTE: OPORDs should be sent by secure analog and/or digital means when possible to reduce the number of written copies.		

TASK STEPS AND PERFORMANCE MEASURES	GO	NO-GO
b. Account for all SOIs/SSIs at all times.		
c. Control all operational information on a need-to-know basis.		
d. Maintain all classified information and materials in an authorized security container.		
e. Maintain emergency destruction instructions IAW applicable regulations and the TSOP.		
f. Maintain details of military activities separate from personnel activities.		
3. Unit personnel employ SIGSEC measures.		
a. Transmit mission essential information by secure radio or secure digital means only.		
NOTE: If situation permits, transmit information by secure analog and/or digital device to minimize detection and voice transmissions.		
b. Employ authentication and encryption codes specified in the SOI/SSI.		
c. Employ code names for persons, equipment, units, and locations when transmitting over nonsecure means IAW SOI/SSI.		
d. Transmit messages for no longer than 20 seconds.		
e. Report all COMSEC discrepancies/violations to higher HQ communications personnel.		
NOTE: Encryption may not be necessary with SINCGARS radios and digital communication.		
4. Unit personnel employ electronic protection. (01-5767.02-0001)		
a. Tune equipment to assigned frequencies specified in current SOI/SSI.		
b. Observe, as directed, all radio silence periods.		
c. Employ correct anti-jamming procedures.		
d. Forward MIJI Feeder Voice Template Report to battalion communications personnel within 10 minutes of the incident using analog and/or digital communications.		
5. Unit personnel employ counter-surveillance measures. (04-3306.01-0007)		
a. Employ litter prevention measures that keep area free of trash, litter, or personal items.		
b. Employ measures that prevent creating footpaths and vehicle tracks between elements in the unit area.		
c. Set radio volumes and squelches to lowest possible setting.		
6. Unit personnel employ automated systems security.		
a. Position computers within an enclosure that provides controlled access.		
b. Secure all electrical facilities that support the system.		
c. Restrict access to the computer by use of classified passwords.		
d. Control all log-ons and file access by the use of unique operator passwords.		
e. Destroy all printouts of reports and lists as new ones are printed.		
7. Unit personnel employ defense against DE devices. (O3-8952.00-9050)		
a. Position unit equipment and vehicles in covered or concealed locations.		
b. Cover glass or mirrors within line-of-sight of known threat locations.		

TASK STEPS AND PERFORMANCE MEASURES	GO	NO-GO
c. Wear laser safety goggles when laser devices are used in the immediate area.		

TASK PERFORMANCE / EVALUATION SUMMARY BLOCK							
ITERATION	1	2	3	4	5	M	TOTAL
TOTAL TASK STEPS EVALUATED							
TOTAL TASK STEPS "GO"							
TRAINING STATUS "GO"/"NO-GO"							

"*" indicates a leader task step.

**SUPPORTING COLLECTIVE TASKS: NONE
OPFOR TASKS AND STANDARDS**

TASK: CONDUCT AERIAL RECONNAISSANCE (63-OPFOR-1007)

CONDITION: OPFOR HQ requires intelligence on the location and identification of enemy elements. Aircraft is dispatched to take photographs and conduct a visual inspection of enemy rear area.

STANDARD: 1. Photograph assigned sectors. 2. Make quick visual checks where cloud ceiling is low. 3. Locate enemy positions in the rear area, particularly support and storage bases, and C2 facilities. 4. Report PIR and other information requirements to OPFOR HQ.

TASK: GATHER INTELLIGENCE (63-OPFOR-1008)

CONDITION: Small OPFOR elements, operating in the rear area, are planning attacks on enemy bases. Information is needed to complete plans.

STANDARD: 1. Identify all PIR and other intelligence requirements. 2. Pass through any outpost, defensive wire, or warning devices undetected. 3. Move to an OP that offers cover and concealment and is close enough to gather PIR and other intelligence requirements. 4. Gather all PIR and other intelligence requirements. 5. Withdraw from area undetected. 6. Report all information to OPFOR HQ.

TASK: CONDUCT ELECTRONIC WARFARE (63-OPFOR-1012)

CONDITION: OPFOR employs a large number of radio detection finding sets, along with ground and airborne communications analysts, to monitor enemy forces for loose communications security practices.

STANDARD: 1. Locate the positions of enemy command, intelligence, and logistics radio nets. 2. Forward locations to OPFOR HQ. 3. Use jamming signals against enemy radio receivers. 4. Monitor enemy radio nets for intelligence information.

- ELEMENTS:** Company Headquarters
 Food Service Section
 Unit Maintenance Section
 Supply Operations Office
 Deprocessing Platoon Headquarters
 Deprocessing Section
 Supply Platoon Headquarters
 Materiel Storage & Handling Section
 Materiel Storage & Maintenance Section

TASK: Perform Operational Decontamination (63-2-4018)
 (FM 3-5) (FM 3-100) (FM 3-100.4)
 (FM 3-3) (FM 3-4) (STP 21-1-SMCT)
 (STP 21-24-SMCT)

ITERATION: 1M 2M 3M 4M 5M (Circle)
COMMANDER/LEADER ASSESSMENT: T P U (Circle)

CONDITIONS: The unit has recently been attacked with a persistent chemical agent(s). Personnel are currently in MOPP4. Unit personnel and equipment have been contaminated. The unit has analog and/or digital communications with higher HQ. The higher HQ OPORD with all annexes and overlays, unit TSOP, and higher HQ TSOP are available. Replacement overgarments, M291 (skin) and M295 (individual equipment) decontamination kits, super tropical bleach, brooms, mops, and/or other expedient chemical defense items are on hand. This task is performed day or night under all environmental conditions. The unit is subject to air, NBC, and ground Level I threat forces attack. This task is always performed in MOPP4.

TASK STANDARDS: Unit personnel perform operational decontamination within 15 minutes after attack. At MOPP4, performance degradation factors increase decontamination times.

TASK STEPS AND PERFORMANCE MEASURES	GO	NO-GO
1. Unit personnel perform essential decontamination. (031-503-1007, 031-503-1033, 031-503-1034, 031-507-3003, O4-5030.00-2006)		
a. Complete skin decontamination within one minute of attack or contamination.		
b. Conduct personal equipment wipe down with super tropical bleach.		
c. Employ safety procedures IAW TSOP and publications.		
d. Employ environmental stewardship protection program procedures.		
2. Unit personnel exchange MOPP gear. (031-503-1007, 031-503-1023, 031-503-1024, 031-503-1025, 031-503-1033, 031-503-1034, 031-503-2012, 031-503-3009, O4-5030.00-2006)		
a. Perform individual decontamination of load-bearing equipment.		
b. Remove contaminated hoods and outer garment using the buddy system.		
c. Don fresh overgarments, overshoes, and gloves by using the buddy system.		
d. Secure hood using the buddy system.		
e. Secure individual load-bearing equipment.		

TASK PERFORMANCE / EVALUATION SUMMARY BLOCK							
ITERATION	1M	2M	3M	4M	5M		TOTAL
TOTAL TASK STEPS EVALUATED							
TOTAL TASK STEPS "GO"							
TRAINING STATUS "GO"/"NO-GO"							

SUPPORTING INDIVIDUAL TASKS		
Task Number	Task Title	References
031-503-1007	Decontaminate Your Skin and Personal Equipment Using An M258A1 Decontamination Kit	STP 10-92M15-SM-TG
		STP 21-1-SMCT
031-503-1023	Protect Yourself From NBC Injury/Contamination When Changing Mission-Oriented Protective Posture (MOPP) Gear	STP 10-92M15-SM-TG
		STP 21-1-SMCT
031-503-1024	Replace Canister On Your M40-Series Protective Mask	STP 10-92M15-SM-TG
		STP 21-1-SMCT
031-503-1025	Protect Yourself From Chemical and Biological Injury/Contamination Using Your M40-Series Protective Mask With Hood	STP 10-92M15-SM-TG
		STP 21-1-SMCT
031-503-1033	Decontaminate Your Skin Using the M291 Skin Decontaminating Kit (SDK)	STP 10-92M15-SM-TG
		STP 21-1-SMCT
031-503-1034	Decontaminate Your Individual Equipment Using the M295 Individual Equipment Decontamination Kit (IEDK)	STP 10-92M15-SM-TG
		STP 21-1-SMCT
031-503-2012	Supervise the Fitting of Protective Masks	STP 10-92M15-SM-TG
		STP 21-24-SMCT
031-503-3009	Lead MOPP Gear Exchange	STP 10-92M15-SM-TG
		STP 21-24-SMCT
031-507-3003	Supervise Hasty Decontamination	STP 10-92M15-SM-TG
		STP 21-24-SMCT
O4-5030.00-2006	Supervise Unit Response to a Chemical or Biological Attack	STP 21-II-MQS

SUPPORTING COLLECTIVE TASKS	
Task Number	Task Title
09-3-4013	Prepare Unit for Nuclear, Biological, and Chemical Conditions
09-3-4202	Prepare Unit for a Chemical Attack
09-3-4334	Respond to a Chemical Attack
63-2-4013	Prepare Unit for Nuclear, Biological, and Chemical Conditions
63-2-4013.09-0567	Prepare Unit for Nuclear, Biological, and Chemical Conditions
63-2-4013.09-1013	Prepare Unit for Nuclear, Biological, and Chemical Conditions
63-2-4013.43-0079	Prepare Unit for Nuclear, Biological, and Chemical Conditions
63-2-4013.43-0167	Prepare Unit for Nuclear, Biological, and Chemical Conditions
63-2-4013.43-0168	Prepare Unit for a Nuclear, Biological, and Chemical Conditions
63-2-4202	Prepare Unit for a Chemical Attack

SUPPORTING COLLECTIVE TASKS	
Task Number	Task Title
63-2-4202.09-0567	Prepare Unit for a Chemical Attack
63-2-4202.09-1029	Prepare Unit for a Chemical Attack
63-2-4202.43-0079	Prepare Unit for a Chemical Attack
63-2-4202.43-0167	Prepare Unit for a Chemical Attack
63-2-4202.43-0168	Prepare Unit for a Chemical Attack
63-2-4334	Respond to a Chemical Attack
63-2-4334.09-0567	Respond to a Chemical Attack
63-2-4334.09-1044	Respond to a Chemical Attack
63-2-4334.43-0079	Respond to a Chemical Attack
63-2-4334.43-0167	Respond to a Chemical Attack
63-2-4334.43-0168	Respond to a Chemical Attack
63-2-5013	Prepare Unit for Nuclear, Biological, and Chemical Conditions
63-2-5202	Prepare Unit for a Chemical Attack
63-2-5334	Respond to a Chemical Attack

“*” indicates a leader task step.

OPFOR TASKS AND STANDARDS: NONE

- ELEMENTS:** Company Headquarters
 Food Service Section
 Unit Maintenance Section
 Supply Operations Office
 Deprocessing Platoon Headquarters
 Deprocessing Section
 Supply Platoon Headquarters
 Materiel Storage & Handling Section
 Materiel Storage & Maintenance Section

TASK: Perform Thorough Decontamination (63-2-4019)
 (FM 3-5) (FM 3-100) (FM 3-100.4)
 (FM 3-3) (FM 3-4) (STP 21-1-SMCT)
 (STP 21-24-SMCT)

ITERATION: 1M 2M 3M 4M 5M (Circle)
COMMANDER/LEADER ASSESSMENT: T P U (Circle)

CONDITIONS: The unit has completed operations in a contaminated area. The unit has analog and/or digital communications with higher HQ. The higher HQ OPORD with all annexes and overlays, unit TSOP, and higher HQ TSOP are available. The tactical situation allows the unit time to conduct a thorough equipment decontamination. The higher HQ power-driven decontamination equipment and crew are available. Only those personnel directly involved in decontamination are in MOPP4. This task is performed day or night under all environmental conditions. The unit is subject to air, NBC, and ground Level I threat forces attack. This task is always performed in MOPP4.

TASK STANDARDS: Contamination removal allows personnel to operate equipment safely for extended periods at reduced MOPP levels.

TASK STEPS AND PERFORMANCE MEASURES	GO	NO-GO
1. Unit HQ coordinates for detailed equipment decontamination. (04-5030.00-2007, 04-5030.00-2006)		
a. Coordinates Call For Support for additional decontamination support requirements with higher HQ staff element using analog or digital communications or messenger.		
b. Coordinates time and location with higher HQ staff element or supporting decontamination element using analog or digital communications or messenger.		
c. Dispatches an advance party to rendezvous with decontamination elements at the decontamination site.		
d. Provides security and traffic control at the decontamination site.		
2. Unit prepares for decontamination. (031-503-1007, 031-503-1034, 031-503-3009)		
a. Completes basic soldier skill decontamination prior to leaving old AO.		
b. Prioritizes vehicles based on commander's guidance.		
c. Closes all windows and flaps on vehicles.		
d. Removes all items from inside vehicle that cannot be decontaminated by using DS2.		
e. Moves vehicles and equipment to the decontamination site.		
3. Unit processes vehicles and equipment through the decontamination site. (031-503-1007)		
a. Processes vehicles and equipment IAW directions of the decontamination element during decon operations.		

TASK STEPS AND PERFORMANCE MEASURES	GO	NO-GO
b. Moves vehicles to unit motor pool area after decontamination is completed.		
c. Employs safety procedures IAW TSOP and publications.		
d. Employs environmental stewardship protection program procedures.		
4. Unit clears the decontamination site. (04-5030.00-2007, 04-5030.00-2020, 04-5030.00-2006)		
a. Provides assistance to decontamination element as required.		
b. Employs safety procedures IAW TSOP and publications.		
c. Employs environmental stewardship protection program procedures.		
d. Forwards completion report to higher HQ staff element using analog or digital communications.		

TASK PERFORMANCE / EVALUATION SUMMARY BLOCK							
ITERATION	1M	2M	3M	4M	5M		TOTAL
TOTAL TASK STEPS EVALUATED							
TOTAL TASK STEPS "GO"							
TRAINING STATUS "GO"/"NO-GO"							

SUPPORTING INDIVIDUAL TASKS		
Task Number	Task Title	References
031-503-1007	Decontaminate Your Skin and Personal Equipment Using An M258A1 Decontamination Kit	STP 10-92M15-SM-TG
		STP 21-1-SMCT
031-503-1034	Decontaminate Your Individual Equipment Using the M295 Individual Equipment Decontamination Kit (IEDK)	STP 10-92M15-SM-TG
		STP 21-1-SMCT
031-503-3009	Lead MOPP Gear Exchange	STP 10-92M15-SM-TG
		STP 21-24-SMCT

SUPPORTING COLLECTIVE TASKS	
Task Number	Task Title
09-3-4013	Prepare Unit for Nuclear, Biological, and Chemical Conditions
09-3-4202	Prepare Unit for a Chemical Attack
09-3-4334	Respond to a Chemical Attack
63-2-4013	Prepare Unit for Nuclear, Biological, and Chemical Conditions
63-2-4013.09-0567	Prepare Unit for Nuclear, Biological, and Chemical Conditions
63-2-4013.09-1013	Prepare Unit for Nuclear, Biological, and Chemical Conditions
63-2-4013.43-0079	Prepare Unit for Nuclear, Biological, and Chemical Conditions
63-2-4013.43-0167	Prepare Unit for Nuclear, Biological, and Chemical Conditions
63-2-4013.43-0168	Prepare Unit for a Nuclear, Biological, and Chemical Conditions
63-2-4202	Prepare Unit for a Chemical Attack
63-2-4202.09-0567	Prepare Unit for a Chemical Attack
63-2-4202.09-1029	Prepare Unit for a Chemical Attack
63-2-4202.43-0079	Prepare Unit for a Chemical Attack
63-2-4202.43-0167	Prepare Unit for a Chemical Attack
63-2-4202.43-0168	Prepare Unit for a Chemical Attack
63-2-4334	Respond to a Chemical Attack

SUPPORTING COLLECTIVE TASKS	
Task Number	Task Title
63-2-4334.09-0567	Respond to a Chemical Attack
63-2-4334.09-1044	Respond to a Chemical Attack
63-2-4334.43-0079	Respond to a Chemical Attack
63-2-4334.43-0167	Respond to a Chemical Attack
63-2-4334.43-0168	Respond to a Chemical Attack
63-2-5013	Prepare Unit for Nuclear, Biological, and Chemical Conditions
63-2-5202	Prepare Unit For a Chemical Attack
63-2-5334	Respond to a Chemical Attack

OPFOR TASKS AND STANDARDS: NONE

- ELEMENTS:** Company Headquarters
 Food Service Section
 Unit Maintenance Section
 Supply Operations Office
 Deprocessing Platoon Headquarters
 Deprocessing Section
 Supply Platoon Headquarters
 Materiel Storage & Handling Section
 Materiel Storage & Maintenance Section

TASK: Respond to the Initial Effects of a Nuclear Attack (63-2-4020)
 (FM 3-5) (FM 3-4) (STP 21-1-SMCT)
 (STP 21-24-SMCT)

ITERATION: 1M 2M 3M 4M 5M (Circle)
COMMANDER/LEADER ASSESSMENT: T P U (Circle)

CONDITIONS: A brilliant light flashes across the horizon. Intelligence reports from higher HQ indicate the possible use of tactical nuclear weapons by threat forces. The unit has analog and/or digital communications with higher HQ. The higher HQ OPORD with all annexes and overlays, unit TSOP, and higher HQ TSOP are available. The unit is supporting operations. All nonessential equipment is stowed for protection. Positions and equipment are hardened. MOPP level 2 is designated. The unit has all authorized NBC defense equipment on hand. This task is performed day or night under all environmental conditions. The unit is subject to air, NBC, and ground Level I threat forces attack. This task is always performed in MOPP4.

TASK STANDARDS: Unit personnel take immediate protective actions and reorganize the area as prescribed by the OPORD and TSOP. At MOPP4, performance degradation factors increase protective action implementation times.

TASK STEPS AND PERFORMANCE MEASURES	GO	NO-GO
1. Unit personnel employ immediate protective actions. (031-503-3005, 031-503-3008, 04-5030.00-2007, 04-5030.00-2019)		
a. Seek cover after dismounting wheeled vehicle.		
b. Lie face down on ground with head toward blast.		
c. Drop to the floor or under a desk or table, if in a shelter or building.		
d. Cover eyes and exposed skin.		
e. Place hands or fingers over ears.		
f. Stay concealed and covered until blast wave passes and debris stops falling.		
g. Don protective mask with hood within 15 seconds after flash and blast have passed.		
h. Commence continuous monitoring.		
i. Protect all food, water, and mission essential supplies from contamination.		
j. Continue to improve positions prior to the arrival of fallout.		
k. Request permission to move out of the expected hazard area, if mission permits, using analog and digital communications.		
l. Report radiation exposure status to S2/S3 using analog and/or digital communications.		
2. Unit personnel reorganize unit area. (031-503-1018, 031-503-2004, 031-503-3005, 031-503-3006, 04-5030.00-2007, 04-5030.00-2008, 04-5030.00-2019, 850-001-3001, S1-5030.00-1010)		
a. Inspect immediate area for casualties and damaged equipment.		

TASK STEPS AND PERFORMANCE MEASURES	GO	NO-GO
b. Forward NBC 4 nuclear report to higher HQ using analog and/or digital communications.		
c. Perform ADC operations.		
d. Treat casualties.		
NOTE: See Task 08-2-0003.63-0001 for detailed treatment procedures.		
e. Transport casualties.		
NOTE: See Task 63-2-4316 for detailed casualty transportation procedures.		
f. Reestablish chain of command.		
g. Resume operational mission within time established by the higher HQ.		
h. Forward casualty reports to higher HQ using analog and/or digital communications.		

TASK PERFORMANCE / EVALUATION SUMMARY BLOCK							
ITERATION	1M	2M	3M	4M	5M		TOTAL
TOTAL TASK STEPS EVALUATED							
TOTAL TASK STEPS "GO"							
TRAINING STATUS "GO"/"NO-GO"							

SUPPORTING INDIVIDUAL TASKS		
Task Number	Task Title	References
031-503-1018	React to a Nuclear Hazard	STP 10-92M15-SM-TG STP 21-1-SMCT
031-503-2004	Prepare and Submit NBC 4 Reports	STP 10-92M15-SM-TG STP 21-24-SMCT
031-503-3005	Prepare and Submit NBC 1 Reports	STP 10-92M15-SM-TG STP 21-24-SMCT
031-503-3006	Supervise Radiation Monitoring	STP 10-92M15-SM-TG STP 21-24-SMCT
031-503-3008	Implement Mission-Oriented Protective Posture	STP 10-92M15-SM-TG STP 21-24-SMCT
850-001-3001	Control Mission Safety Hazards	STP 10-92M15-SM-TG STP 21-24-SMCT

SUPPORTING COLLECTIVE TASKS	
Task Number	Task Title
09-3-4013	Prepare Unit for Nuclear, Biological, and Chemical Conditions
63-2-4013	Prepare Unit for Nuclear, Biological, and Chemical Conditions
63-2-4013.09-0567	Prepare Unit for Nuclear, Biological, and Chemical Conditions
63-2-4013.09-1013	Prepare Unit for Nuclear, Biological, and Chemical Conditions
63-2-4013.43-0079	Prepare Unit for Nuclear, Biological, and Chemical Conditions
63-2-4013.43-0167	Prepare Unit for Nuclear, Biological, and Chemical Conditions
63-2-4013.43-0168	Prepare Unit for a Nuclear, Biological, and Chemical Conditions
63-2-5013	Prepare Unit for Nuclear, Biological, and Chemical Conditions

OPFOR TASKS AND STANDARDS

TASK: DISRUPT ENEMY MOVEMENT AND OPERATIONS USING TACTICAL NUCLEAR WEAPONS
(63-OPFOR-1002)

CONDITION: Tactical nuclear weapons are employed against key locations in the rear area.

STANDARD: 1. Disrupt or delay movement of equipment and supplies to forward areas. 2. Destroy enemy equipment and supplies. 3. Inflict nuclear casualties among enemy troops. 4. Deny enemy use of specified areas. 5. Contaminate enemy equipment and supplies.

TASK STEPS AND PERFORMANCE MEASURES	GO	NO-GO
c. Continues normal operational mission with weapons and protective mask within reach, as directed.		
d. Assembles at predesignated rally point (internal reaction force).		
e. Employs challenge and password to all personnel on CP defensive lines during night operations.		
f. Engages Level I threat with all available fire until threat is defeated and driven from the CP area.		
g. Identifies casualties and weapon systems/equipment damages.		
h. Forwards SITREP to unit CP using analog and/or digital communications or messenger.		
3. Unit responds to the effects of a Level I attack. (071-430-0003)		
a. Replaces key injured personnel.		
b. Replaces weapon systems that are destroyed during engagement.		
c. Relocates compromised fighting positions.		
d. Camouflages positions.		
e. Treats casualties.		
NOTE: See Task 08-2-0003.63-0001 for detailed treatment procedures.		
f. Transports casualties.		
NOTE: See Task 63-2-4316 for detailed casualty transportation procedures.		
g. Performs ADC operations.		
NOTE: See Task 63-2-4028 for detailed ADC procedures.		
h. Inspects communication lines for breaks or tampering.		
i. Forwards personnel and equipment status report to unit CP using analog and digital communications or messenger.		
j. Assembles KIAs and personal effects at designated location.		
NOTE: See Task 10-2-4513 for detailed MA procedures.		
k. Moves all EPW to a designated collection area.		
NOTE: See Task 63-2-4304 for details on EPW processing.		

TASK PERFORMANCE / EVALUATION SUMMARY BLOCK							
ITERATION	1	2	3	4	5	M	TOTAL
TOTAL TASK STEPS EVALUATED							
TOTAL TASK STEPS "GO"							
TRAINING STATUS "GO"/"NO-GO"							

SUPPORTING INDIVIDUAL TASKS		
Task Number	Task Title	References
071-430-0002	Conduct a Defense by a Squad	STP 10-92M15-SM-TG STP 21-24-SMCT
071-430-0003	Consolidate a Squad Following Enemy Contact While in the Defense	STP 10-92M15-SM-TG STP 21-24-SMCT
071-430-0004	Reorganize a Squad Following Enemy Contact While in the Defense	STP 10-92M15-SM-TG STP 21-24-SMCT
071-430-0006	Conduct a Defense by a Platoon	STP 10-92M15-SM-TG

SUPPORTING INDIVIDUAL TASKS		
Task Number	Task Title	References
		STP 21-24-SMCT

SUPPORTING COLLECTIVE TASKS	
Task Number	Task Title
09-3-4010	Plan Unit Defense
09-3-4011	Set Up Unit Defense
63-2-4010	Plan Unit Defense
63-2-4010.09-0567	Plan Unit Defense
63-2-4010.09-1010	Plan Unit Defense
63-2-4010.43-0008	Plan Unit Defense
63-2-4010.43-0009	Plan Unit Defense
63-2-4010.43-0079	Plan Unit Defense
63-2-4010.43-0167	Plan Unit Defense
63-2-4010.43-0168	Plan Unit Defense
63-2-4011	Set Up Unit Defense
63-2-4011.09-0567	Set Up Unit Defense
63-2-4011.09-1011	Set Up Unit Defense
63-2-4011.43-0079	Set Up Unit Defense
63-2-4011.43-0167	Set Up Unit Defense
63-2-4011.43-0168	Set Up Unit Defense
63-2-5010	Plan Unit Defense
63-2-5011	Set Up Unit Defense

“*” indicates a leader task step.

OPFOR TASKS AND STANDARDS

TASK: CONDUCT RAID (63-OPFOR-1009)

CONDITION: OPFOR element has occupied an objective rally point and has orders to conduct a raid on a CSS base.

STANDARD: 1. Surprise enemy forces. 2. Assault enemy support base and accomplish assigned tasks. 3. Destroy specified equipment and supplies. 4. Avoid decisive engagement. 5. Withdraw all personnel from objective area(s) within time prescribed. 6. Obtain all PIR from raid site.

TASK: CONDUCT TERRORIST AND SABOTEUR ATTACKS (63-OPFOR-1013)

CONDITION: OPFOR dispatches small teams into enemy rear area to disrupt CSS operations.

STANDARD: 1. Locate rear support bases and C2 facilities. 2. Delay and disrupt CSS operations through probes. 3. Infiltrate CSS bases to conduct sabotage and terrorist activities. 4. Inflict casualties. 5. Destroy supplies and equipment.

TASK STEPS AND PERFORMANCE MEASURES	GO	NO-GO
i. Maintains strict light and noise discipline.		

TASK PERFORMANCE / EVALUATION SUMMARY BLOCK							
ITERATION	1	2	3	4	5	M	TOTAL
TOTAL TASK STEPS EVALUATED							
TOTAL TASK STEPS "GO"							
TRAINING STATUS "GO"/"NO-GO"							

SUPPORTING INDIVIDUAL TASKS		
Task Number	Task Title	References
031-503-1015	Protect Yourself From NBC Injury/Contamination With Mission-Oriented Protective Posture (MOPP) Gear	STP 10-92M15-SM-TG
		STP 21-1-SMCT
031-503-2012	Supervise the Fitting of Protective Masks	STP 10-92M15-SM-TG
		STP 21-24-SMCT
031-503-3008	Implement Mission-Oriented Protective Posture	STP 10-92M15-SM-TG
		STP 21-24-SMCT
071-326-0513	Select Temporary Fighting Positions	STP 10-92M15-SM-TG
		STP 21-1-SMCT
071-326-5704	Supervise Construction of a Fighting Position	STP 10-92M15-SM-TG
		STP 21-24-SMCT
071-328-5301	Inspect Personnel/Equipment	STP 10-92M15-SM-TG
		STP 21-24-SMCT
071-331-0815	Practice Noise, Light, and Litter Discipline	STP 10-92M15-SM-TG
		STP 21-1-SMCT

SUPPORTING COLLECTIVE TASKS	
Task Number	Task Title
09-3-4010	Plan Unit Defense
09-3-4011	Set Up Unit Defense
63-2-4010	Plan Unit Defense
63-2-4010.09-0567	Plan Unit Defense
63-2-4010.09-1010	Plan Unit Defense
63-2-4010.43-0008	Plan Unit Defense
63-2-4010.43-0009	Plan Unit Defense
63-2-4010.43-0079	Plan Unit Defense
63-2-4010.43-0167	Plan Unit Defense
63-2-4010.43-0168	Plan Unit Defense
63-2-4011	Set Up Unit Defense
63-2-4011.09-0567	Set Up Unit Defense
63-2-4011.09-1011	Set Up Unit Defense
63-2-4011.43-0079	Set Up Unit Defense
63-2-4011.43-0167	Set Up Unit Defense
63-2-4011.43-0168	Set Up Unit Defense
63-2-5010	Plan Unit Defense
63-2-5011	Set Up Unit Defense

"**" indicates a leader task step.

OPFOR TASKS AND STANDARDS: NONE

TASK STEPS AND PERFORMANCE MEASURES	GO	NO-GO
3. Unit destroys non-medical supplies, equipment, and documents that have been designated for abandonment.		
a. Destroys documents IAW TSOP.		
b. Destroys supplies IAW appropriate TM and TSOP.		
c. Renders equipment inoperative IAW appropriate TM.		
4. Unit departs area.		
a. Conducts orderly departure from area without excessive noises.		
b. Moves elements to new assembly area via prescribed route.		
5. Rear security party provides security for unit displacement. (04-3305.01-0005)		
a. Occupies fighting positions.		
b. Exits area as soon as last element has departed.		
NOTE: If threat elements are in the area and must be engaged, delete existing subparagraph "b" above and insert the following performance measures. b. Engages threat, when sighted, with all available weapons. c. Performs disengagement under fire to supplementary positions. d. Exits area by available means.		

TASK PERFORMANCE / EVALUATION SUMMARY BLOCK							
ITERATION	1	2	3	4	5	M	TOTAL
TOTAL TASK STEPS EVALUATED							
TOTAL TASK STEPS "GO"							
TRAINING STATUS "GO"/"NO-GO"							

SUPPORTING INDIVIDUAL TASKS		
Task Number	Task Title	References
061-283-6003	Adjust Indirect Fire	STP 10-92M15-SM-TG STP 21-24-SMCT
071-325-4407	Employ Hand Grenades	STP 10-92M15-SM-TG STP 21-1-SMCT
071-326-0503	Move Over, Through, or Around Obstacles (Except Minefields)	STP 10-92M15-SM-TG STP 21-1-SMCT
071-326-0510	React to Indirect Fire While Dismounted	STP 10-92M15-SM-TG STP 21-1-SMCT

"*" indicates a leader task step.

**SUPPORTING COLLECTIVE TASKS: NONE
OPFOR TASKS AND STANDARDS**

TASK: MAINTAIN CONTACT (63-OPFOR-1011)

CONDITION: OPFOR element is tactically engaged with enemy base defense forces. Enemy forces are withdrawing under pressure.

STANDARD: 1. Engage enemy forces decisively. 2. Advance own unit or forces as enemy withdraws. 3. Inflict casualties.

- ELEMENTS:** Company Headquarters
 Food Service Section
 Unit Maintenance Section
 Supply Operations Office
 Deprocessing Platoon Headquarters
 Deprocessing Section
 Supply Platoon Headquarters
 Materiel Storage & Handling Section
 Materiel Storage & Maintenance Section

TASK: Defend Unit Area (63-2-4024)
 (FM 7-10) (FM 21-75) (FM 3-3)
 (FM 3-4) (FM 3-5) (STP 21-1-SMCT)
 (STP 21-24-SMCT)

ITERATION: 1 2 3 4 5 M (Circle)
COMMANDER/LEADER ASSESSMENT: T P U (Circle)

CONDITIONS: OP reports a threat element is approaching the unit's defensive sector. The unit has analog and/or digital communications with higher HQ. The higher HQ OPORD, the unit TSOP, and higher HQ TSOP are available. The unit has completed defensive preparations, including preplanned fire support coordination. Enemy attacking elements can be engaged with indirect fire before they reach the unit's defensive perimeter. The BCOC has tasked the unit to assist in directing artillery fire and CAS in its assigned area of defense. Higher HQ staff element has directed all but "priority" CSS be discontinued and all available personnel be assigned to defensive perimeter duties. This task is performed under all day and night environmental conditions. The unit is subject to air, NBC, and all levels of threat forces attacks. Some iterations of this task should be performed in MOPP4.

TASK STANDARDS: Threat force is repelled or delayed until the MP or TCF relieve the unit. At MOPP4, performance degradation factors increase reaction times.

TASK STEPS AND PERFORMANCE MEASURES	GO	NO-GO
*1. Commander and leaders direct reaction to threat elements. (01-3301.02-0011, 031-503-3008, 071-430-0002)		
a. Direct suspension of support activities.		
b. Direct employment of maximum defensive level.		
c. Recall all OP personnel, if not detected by threat forces.		
d. Maintain map surveillance of all threat activity in the unit's sector.		
e. Forward SPOTREPs to S2/S3 using analog and/or digital communications .		
f. Forward SHELLREPs to S2/S3 using analog and/or digital communications .		
g. Maintain communications with the S2/S3 using analog and/or digital communications.		
h. Direct unit by fire and maneuver to repel and/or delay penetration of threat forces into the CP area.		
i. Maintain current situation map with all known friendly and threat locations using analog and/or digital communications.		
2. Unit personnel react to threat. (071-311-2007, 071-312-3031, 071-325-4407)		
a. Sound attack alarm.		
b. Occupy defensive positions.		
c. Forward SALUTE report to CP using analog and/or digital communications.		
d. Engage threat with organic weapons without compromising positions.		

TASK STEPS AND PERFORMANCE MEASURES	GO	NO-GO
e. Conduct tactical fire and maneuver to repel and/or delay penetration into CP defense.		
f. Forward SITREP to CP using analog and/or digital communications.		
g. Treat casualties with life-threatening wounds or injuries first.		
h. Replace injured key personnel.		
i. Replace weapons systems that are destroyed during the engagement.		
3. Unit personnel react to indirect fire. (071-326-0510)		
a. Sound alarm by shouting "incoming" and following TSOP and/or leader's commands.		
b. Seek overhead cover protection of fighting position.		
c. Don protective masks within 9 seconds (with hood within 15 seconds).		
d. Forward SHELLREP to unit CP using analog and/or digital communications.		
e. Conduct standard unmasking procedures, if chemical detector kit or detector paper is not available.		
*4. Commander and leaders coordinate indirect fire support. (061-283-6003)		
a. Coordinate preplanned fires with the S2/S3 fire support element using analog and/or digital communications.		
b. Establish communications with fire support operations center using analog and/or digital communications.		
c. Request fire support using proper procedures and terminology using analog and/or digital communications as time permits.		
d. Adjust fires on target as necessary.		
e. Terminate fire mission using analog and/or digital communications as time permits.		
f. Report effects of fires to S2/S3 using analog and/or digital communications.		
*5. Commander and leaders direct CAS.		
a. Coordinate CAS mission through the S2/S3 using analog and/or digital communications.		
b. Coordinate communications with CAS strike leader through the S2/S3 using analog and/or digital communications.		
c. Prepare unit area for CAS strikes.		
d. Identify friendly positions by use of colored smoke.		
e. Identify targets to strike leader.		
f. Adjust air strikes on target(s).		
g. Terminate CAS mission.		
h. Report strike effects to S2/S3 using analog and/or digital communications.		
i. Forward SITREP to S2/S3 using analog and/or digital communications.		

TASK PERFORMANCE / EVALUATION SUMMARY BLOCK							
ITERATION	1	2	3	4	5	M	TOTAL
TOTAL TASK STEPS EVALUATED							
TOTAL TASK STEPS "GO"							
TRAINING STATUS "GO"/"NO-GO"							

SUPPORTING INDIVIDUAL TASKS		
Task Number	Task Title	References
031-503-3008	Implement Mission-Oriented Protective Posture	STP 10-92M15-SM-TG
		STP 21-24-SMCT
061-283-6003	Adjust Indirect Fire	STP 10-92M15-SM-TG
		STP 21-24-SMCT
071-311-2007	Engage Targets With an M16A1 or M16A2 Rifle	STP 10-92M15-SM-TG
		STP 21-1-SMCT
071-312-3031	Engage Targets With an M60 Machine Gun	STP 10-92M15-SM-TG
		STP 21-1-SMCT
071-325-4407	Employ Hand Grenades	STP 10-92M15-SM-TG
		STP 21-1-SMCT
071-326-0510	React to Indirect Fire While Dismounted	STP 10-92M15-SM-TG
		STP 21-1-SMCT
071-430-0002	Conduct a Defense by a Squad	STP 10-92M15-SM-TG
		STP 21-24-SMCT

SUPPORTING COLLECTIVE TASKS	
Task Number	Task Title
09-3-4022	Prepare Unit for Level II/III Threat
63-2-4022	Prepare Unit for Level II/III Threat
63-2-4022.09-0567	Prepare Unit for Level II/III Threat
63-2-4022.09-1022	Prepare Unit for Level II/III Threat
63-2-4022.43-0079	Prepare Unit for a Level II/III Threat
63-2-4022.43-0167	Prepare Unit for a Level II/III Threat
63-2-4022.43-0168	Prepare Unit for a Level II/III Threat
63-2-5022	Prepare Unit for Level II/III Threat

"*" indicates a leader task step.

OPFOR TASKS AND STANDARDS

TASK: CONDUCT AIR ATTACKS (63-OPFOR-1006)

CONDITION: OPFOR elements in the rear area have forwarded the positions of enemy support sites and/or the locations of road march elements to OPFOR HQ. OPFOR aircraft have been dispatched to attack enemy installations or convoys.

STANDARD: 1. Locate command and control site(s) or convoys. 2. Conduct attack runs on designated target(s). 3. Destroy enemy equipment, supplies, vehicles, and personnel.

TASK: ATTACK (63-OPFOR-1010)

CONDITION: Enemy rear area CSS base has been located by OPFOR element. PIR and other intelligence requirements have been obtained by OPFOR patrols. OPFOR element has automatic and antiarmor weapons, and light mortars. OPFOR element is the size of approximately two platoons.

STANDARD: 1. Develop an attack plan. 2. Initiate attack using a scheme of maneuver that exploits enemy flanks, gaps, and identified weaknesses. 3. Use covered and concealed routes to approach enemy forces flanks, gaps, or weakly held areas. 4. Employ indirect fire to support attack. 5. Penetrate enemy defenses. 6. Destroy all equipment and supplies. 7. Inflict heavy casualties. 8. Isolate the CSS base by blocking reinforcements. 9. Force enemy units to displace. 10. Withdraw before CSS base is reinforced with tactical combat forces.

TASK: MAINTAIN CONTACT (63-OPFOR-1011)

CONDITION: OPFOR element is tactically engaged with enemy base defense forces. Enemy forces are withdrawing under pressure.

STANDARD: 1. Engage enemy forces decisively. 2. Advance own unit or forces as enemy withdraws. 3. Inflict casualties.

ELEMENTS: Company Headquarters
 Food Service Section
 Unit Maintenance Section
 Supply Operations Office
 Deprocessing Platoon Headquarters
 Deprocessing Section
 Supply Platoon Headquarters
 Materiel Storage & Handling Section
 Materiel Storage & Maintenance Section

TASK: Perform Withdrawal Under Fire (63-2-4025)
 (FM 7-10) (FM 21-75) (FM 3-4)
 (FM 3-5)

ITERATION: 1 2 3 4 5 M (Circle)
COMMANDER/LEADER ASSESSMENT: T P U (Circle)

CONDITIONS: The unit is currently engaging threat elements along its defensive sector. The S2/S3 has directed withdrawal to supplementary fighting positions. The unit has analog and/or digital communications with higher HQ. The higher HQ OPORD, the unit TSOP, and higher HQ TSOP are available. Execution times have been established for relocation activities, including indirect fires to cover withdrawal operations. The unit is required to furnish internal smoke screening in addition to preplanned smoke-screen fires from support artillery. This task is performed under all day and night environmental conditions. The unit is subject to air, NBC, and all levels of threat forces attacks. Some iterations of this task should be performed in MOPP4.

TASK STANDARDS: Supplementary positions are occupied and unit is prepared to engage threat. Withdrawal actions are performed using techniques outlined in the unit TSOP and OPORD. At MOPP4, performance degradation factors increase time required for withdrawal under fire.

TASK STEPS AND PERFORMANCE MEASURES	GO	NO-GO
*1. Commander and leaders supervise disengagement under fire.		
a. Maintain situational awareness using analog and/or digital communications or messenger.		
b. Identify disengagement method to use.		
c. Designate movement element (first element).		
d. Designate base of fire element (second element).		
e. Brief element leaders on disengagement phases and procedures.		
f. Monitor execution of disengagement for compliance with commander's directives.		
g. Forward completion report to S2/S3 using analog and/or digital communications or messenger.		
2. Unit performs fire and movement to rear. (04-3305.01-0005, 04-3305.01-0007, 04-3306.01-0002)		
a. Coordinates for execution of fire and movement among elements (all elements).		
b. Employs smoke grenades that provide a screen to cover disengagement.		
c. Lays down a base of fire with all available weapons (second element).		
d. Moves from primary to supplementary fighting positions (first element).		
e. Lays down a base of fire with all available weapons (first element).		
f. Moves from primary to supplementary fighting positions (second element).		

TASK STEPS AND PERFORMANCE MEASURES	GO	NO-GO
g. Reestablishes sectors of fire within 10 minutes of move.		
h. Forwards completion report to the CP using analog and/or digital communications or messenger.		

TASK PERFORMANCE / EVALUATION SUMMARY BLOCK							
ITERATION	1	2	3	4	5	M	TOTAL
TOTAL TASK STEPS EVALUATED							
TOTAL TASK STEPS "GO"							
TRAINING STATUS "GO"/"NO-GO"							

"*" indicates a leader task step.

**SUPPORTING COLLECTIVE TASKS: NONE
OPFOR TASKS AND STANDARDS**

TASK: MAINTAIN CONTACT (63-OPFOR-1011)

CONDITION: OPFOR element is tactically engaged with enemy base defense forces. Enemy forces are withdrawing under pressure.

STANDARD: 1. Engage enemy forces decisively. 2. Advance own unit or forces as enemy withdraws. 3. Inflict casualties.

- ELEMENTS:** Company Headquarters
 Food Service Section
 Unit Maintenance Section
 Supply Operations Office
 Deprocessing Platoon Headquarters
 Deprocessing Section
 Supply Platoon Headquarters
 Materiel Storage & Handling Section
 Materiel Storage & Maintenance Section

TASK: Reorganize Unit Defense (63-2-4026)
 (FM 7-10) (FM 20-3) (FM 21-75)
 (STP 21-1-SMCT) (STP 21-24-SMCT)

ITERATION: 1 2 3 4 5 M (Circle)
COMMANDER/LEADER ASSESSMENT: T P U (Circle)

CONDITIONS: The unit has successfully defended its area during an attack by threat elements. The attacking elements have broken contact and withdrawn from the immediate area. The unit has analog and/or digital communications with higher HQ. The higher HQ OPORD, unit TSOP, and higher HQ TSOP are available. The unit maintains a high state of readiness. The unit has sustained casualties and damages to defensive positions. This task is performed under all day and night environmental conditions. The unit is subject to air, NBC, and all levels of threat forces attacks. Some iterations of this task should be performed in MOPP4.

TASK STANDARDS: Unit defenses are reorganized within the time prescribed by the commander. At MOPP4, performance degradation factors increase defense reorganization completion times.

TASK STEPS AND PERFORMANCE MEASURES	GO	NO-GO
*1. Commander and leaders supervise reorganization of unit defenses. (04-5030.00-2018, 04-5030.00-2019, 071-430-0004, 081-831-1000, S3-9001.18-0001)		
a. Maintain situational awareness using analog and/or digital communications or messenger.		
b. Identify status of personnel, weapons, and equipment.		
c. Fill key leadership positions.		
d. Reassign personnel to weapon systems most critical to unit defense.		
e. Supervise distribution or redistribution of ammunition.		
f. Request ammunition resupply through the S4 element using analog and/or digital communications or messenger.		
g. Reassign fighting positions and sectors of fire.		
h. Supervise replacement and/or reconstruction of fighting positions, camouflage, and obstacles.		
i. Prepare updated unit defense sketch.		
j. Forward sketch to the S2/S3 using digital/analog device or messenger.		
k. Forward personnel, weapons, and equipment status report to the S1 and S4 using analog and/or digital communications or messenger.		
2. Unit performs defensive reorganization activities. (031-503-3009, 04-5030.00-2018, 04-5030.00-2019, 04-5030.00-2021, 071-430-0004, 081-831-1000, 093-401-5000, 191-377-5250, S3-9001.18-0001)		
a. Mans all critical weapon systems.		
b. Redistributes ammunition to all fighting positions.		

TASK STEPS AND PERFORMANCE MEASURES	GO	NO-GO
c. Reports ammunition status to CP using analog and/or digital communications or messenger.		
d. Occupies newly assigned fighting positions.		
e. Establishes new sectors of fire.		
f. Performs PMCS on assigned weapons.		
g. Reconstructs fighting positions.		
h. Reconstructs obstacles and warning devices.		
i. Replaces damaged camouflage.		
j. Reports all threat activities to CP using analog and/or digital communications or messenger.		
k. Treats casualties.		
NOTE: See Task 63-2-4517 for detailed treatment procedures.		
l. Transports casualties.		
NOTE: See Task 63-2-4316 for detailed casualty transportation procedures.		
m. Reports all casualties to CP using analog and/or digital communications or messenger.		

TASK PERFORMANCE / EVALUATION SUMMARY BLOCK							
ITERATION	1	2	3	4	5	M	TOTAL
TOTAL TASK STEPS EVALUATED							
TOTAL TASK STEPS "GO"							
TRAINING STATUS "GO"/"NO-GO"							

SUPPORTING INDIVIDUAL TASKS		
Task Number	Task Title	References
031-503-3009	Lead MOPP Gear Exchange	STP 10-92M15-SM-TG STP 21-24-SMCT
071-430-0004	Reorganize a Squad Following Enemy Contact While in the Defense	STP 10-92M15-SM-TG STP 21-24-SMCT
081-831-1000	Evaluate a Casualty	STP 10-92M15-SM-TG STP 21-1-SMCT
093-401-5000	Identify Unexploded Ordnance (UXO) Hazards	STP 10-92M15-SM-TG STP 21-1-SMCT
191-377-5250	Handle Enemy Personnel And Equipment	STP 10-92M15-SM-TG STP 21-24-SMCT

"**" indicates a leader task step.

SUPPORTING COLLECTIVE TASKS: NONE
OPFOR TASKS AND STANDARDS: NONE

- ELEMENTS:** Company Headquarters
 Food Service Section
 Unit Maintenance Section
 Supply Operations Office
 Deprocessing Platoon Headquarters
 Deprocessing Section
 Supply Platoon Headquarters
 Materiel Storage & Handling Section
 Materiel Storage & Maintenance Section

TASK: Execute Battle Handover (63-2-4027)
 (FM 7-10) (FM 21-75) (FM 3-4)

ITERATION: 1 2 3 4 5 M (Circle)

COMMANDER/LEADER ASSESSMENT: T P U (Circle)

CONDITIONS: The S2/S3 has issued a FRAGO directing the unit to prepare to hand the current engagement over to the TCF or MP area security elements. The unit has analog and/or digital communications with higher HQ. The higher HQ OPORD, unit TSOP, and higher HQ TSOP are available. TCF or MP units are located in an assembly area awaiting deployment. Contact with the enemy has been broken. Indirect fire and smoke have been coordinated to cover disengagement and handover operations. TCF or MP elements are required to assume responsibility for defensive operations until the unit defense is released again to the commander. This task is performed under all day and night environmental conditions. The unit is subject to air, NBC, and all levels of threat forces attacks. Some iterations of this task should be performed in MOPP4.

TASK STANDARDS: Battle handover operations are conducted IAW the TSOP and current FRAGO and are undetected by threat. At MOPP4, battle handover operations are significantly degraded.

TASK STEPS AND PERFORMANCE MEASURES	GO	NO-GO
*1. Commander and leaders supervise battle handover assistance. (01-3301.02-0011, 04-3301.01-0013, 04-3303.01-0019)		
a. Maintain situational awareness using analog and/or digital communications.		
b. Coordinate with S2/S3 location of battle handover line and contact points in the unit's assigned area.		
c. Coordinate with S2/S3 for information on indirect fire and smoke support using analog and/or digital communications.		
d. Disseminate battle handover information to subordinate elements using analog and/or digital communications or messenger.		
e. Redeploy troops to assist in handover using analog and/or digital communications or messenger.		
f. Maintain communication with TCF or MP elements using analog and/or digital communications or messenger.		
g. Exchange tactical information with TCF or MP element counterpart using analog and/or digital communications or messenger.		
h. Forward handover completion report to S2/S3 using analog and/or digital communications.		
2. Unit provides battle handover assistance. (04-3301.01-0013, 04-3306.01-0001)		
a. Establish contact points.		
b. Establish overwatch positions.		
c. Marks TCF or MP unit routes.		

TASK STEPS AND PERFORMANCE MEASURES	GO	NO-GO
d. Guides TCF or MP units along specified routes.		
e. Provide overwatch for TCF or MP.		
f. Forward handover completion report to CP using analog and/or digital communications.		

TASK PERFORMANCE / EVALUATION SUMMARY BLOCK							
ITERATION	1	2	3	4	5	M	TOTAL
TOTAL TASK STEPS EVALUATED							
TOTAL TASK STEPS "GO"							
TRAINING STATUS "GO"/"NO-GO"							

SUPPORTING INDIVIDUAL TASKS		
Task Number	Task Title	References
071-329-1001	Identify Terrain Features on a Map	STP 10-92M15-SM-TG STP 21-1-SMCT
071-329-1008	Measure Distance on a Map	STP 10-92M15-SM-TG STP 21-1-SMCT

"**" indicates a leader task step.

**SUPPORTING COLLECTIVE TASKS: NONE
OPFOR TASKS AND STANDARDS**

TASK: ATTACK (63-OPFOR-1010)

CONDITION: Enemy rear area CSS base has been located by OPFOR element. PIR and other intelligence requirements have been obtained by OPFOR patrols. OPFOR element has automatic and antiarmor weapons, and light mortars. OPFOR element is the size of approximately two platoons.

STANDARD: 1. Develop an attack plan. 2. Initiate attack using a scheme of maneuver that exploits enemy flanks, gaps, and identified weaknesses. 3. Use covered and concealed routes to approach enemy forces flanks, gaps, or weakly held areas. 4. Employ indirect fire to support attack. 5. Penetrate enemy defenses. 6. Destroy all equipment and supplies. 7. Inflict heavy casualties. 8. Isolate the CSS base by blocking reinforcements. 9. Force enemy units to displace. 10. Withdraw before CSS base is reinforced with tactical combat forces.

TASK: MAINTAIN CONTACT (63-OPFOR-1011)

CONDITION: OPFOR element is tactically engaged with enemy base defense forces. Enemy forces are withdrawing under pressure.

STANDARD: 1. Engage enemy forces decisively. 2. Advance own unit or forces as enemy withdraws. 3. Inflict casualties.

- ELEMENTS:** Company Headquarters
 Food Service Section
 Unit Maintenance Section
 Supply Operations Office
 Deprocessing Platoon Headquarters
 Deprocessing Section
 Supply Platoon Headquarters
 Materiel Storage & Handling Section
 Materiel Storage & Maintenance Section

TASK: Perform Area Damage Control Functions (63-2-4028)
 (FM 100-14) (FM 21-16) (FM 3-100.4)
 (FM 3-3) (FM 3-4) (STP 21-1-SMCT)
 (STP 21-24-SMCT)

ITERATION: 1 2 3 4 5 M (Circle)
COMMANDER/LEADER ASSESSMENT: T P U (Circle)

CONDITIONS: The unit is relieved of a threat encounter or threat forces have completely withdrawn from the area. The attack has caused heavy damage to the unit area. The commander and/or higher HQ has required a damage assessment be performed. The unit has analog and/or digital communications with higher HQ. The higher HQ OPORD, the unit TSOP, and higher HQ TSOP are available. Higher-level HQ control and assessment CP have been established and is manned by control and assessment team personnel. ADC resources are not expended to remove or repair materials or structures that have no impact on mission accomplishment. Assistance is provided to supported elements as required. This task is performed under all day and night environmental conditions. The unit is subject to air, NBC, and all levels of threat forces attacks. Some iterations of this task should be performed in MOPP4.

TASK STANDARDS: All mission-hindering debris and safety hazards are cleared and marked. ADC is conducted IAW the higher HQ TSOP and OPORD. At MOPP4, performance degradation factors minimally increase ADC activities completion times.

TASK STEPS AND PERFORMANCE MEASURES	GO	NO-GO
*1. Commander and leaders supervise unit ADC activities.		
a. Identify damage to CP area.		
b. Forward ADC SITREP to control and assessment CP using analog and/or digital communications or messenger.		
c. Identify ADC policies and procedures by reviewing appropriate annex of the TSOP and higher HQ rear operations annex.		
d. Identify danger areas and informs subordinate elements.		
e. Supervise unit restoration activities.		
f. Coordinate additional support requirements with control and assessment CP using analog and/or digital communications or messenger.		
g. Coordinate dispatch of ADC teams with control and assessment CP using analog and/or digital communications.		
*2. Commander and leaders organize unit ADC teams.		
a. Assemble required team members and equipment IAW the higher HQ OPORD and TSOP.		
b. Dispatch control and assessment team personnel and equipment to control and assessment CP.		
c. Organize decontamination squad(s) and light rescue squad(s) as prescribed by TSOP and higher HQ S4 guidance.		

TASK STEPS AND PERFORMANCE MEASURES	GO	NO-GO
d. Brief decontamination and rescue squads.		
e. Dispatch decontamination and rescue squads as directed by control and assessment CP.		
3. Unit performs restoration activities. (031-503-3010, 04-8310.00-3007)		
a. Establishes barrier and/or checkpoints that deny access to danger areas such as those containing unexploded ordnance, POL fires, and damaged structures.		
b. Treats casualties.		
NOTE: See Task 63-2-4517 for detailed treatment procedures.		
c. Transports casualties.		
NOTE: See Task 63-2-4316 for detailed casualty transportation procedures.		
d. Relocates major items of equipment and supplies to safe areas.		
e. Conducts fire fighting operations until all threatening fires are extinguished.		
f. Employs NBC defense measures.		
g. Removes rubble, debris, and inoperative vehicles and equipment (mission essential only).		
h. Reports locations of fires and unexploded ordnance to control and assessment team using analog and/or digital communications.		
i. Employs safety procedures IAW TSOP and publications.		
j. Employs environmental stewardship protection program procedures.		

TASK PERFORMANCE / EVALUATION SUMMARY BLOCK							
ITERATION	1	2	3	4	5	M	TOTAL
TOTAL TASK STEPS EVALUATED							
TOTAL TASK STEPS "GO"							
TRAINING STATUS "GO"/"NO-GO"							

SUPPORTING INDIVIDUAL TASKS		
Task Number	Task Title	References
031-503-3010	Supervise Employment of Nuclear, Biological, or Chemical Markers	STP 10-92M15-SM-TG STP 21-24-SMCT
071-430-0007	Consolidate a Platoon Following Enemy Contact While in the Defense	STP 10-92M15-SM-TG STP 21-24-SMCT
071-430-0008	Reorganize a Platoon Following Enemy Contact While in the Defense	STP 10-92M15-SM-TG STP 21-24-SMCT
081-831-0101	Request Medical Evacuation	STP 10-92M15-SM-TG STP 21-24-SMCT
081-831-1000	Evaluate a Casualty	STP 10-92M15-SM-TG STP 21-1-SMCT
081-831-1005	Prevent Shock	STP 10-92M15-SM-TG STP 21-1-SMCT
081-831-1007	Give First Aid For Burns	STP 10-92M15-SM-TG STP 21-1-SMCT
081-831-1016	Put on a Field or Pressure Dressing	STP 10-92M15-SM-TG STP 21-1-SMCT

SUPPORTING INDIVIDUAL TASKS		
Task Number	Task Title	References
081-831-1017	Put on a Tourniquet	STP 10-92M15-SM-TG STP 21-1-SMCT
081-831-1025	Apply a Dressing to an Open Abdominal Wound	STP 10-92M15-SM-TG STP 21-1-SMCT
081-831-1026	Apply a Dressing to an Open Chest Wound	STP 10-92M15-SM-TG STP 21-1-SMCT
081-831-1033	Apply a Dressing to an Open Head Wound	STP 10-92M15-SM-TG STP 21-1-SMCT
081-831-1034	Splint a Suspected Fracture	STP 10-92M15-SM-TG STP 21-1-SMCT

SUPPORTING COLLECTIVE TASKS	
Task Number	Task Title
09-3-4014	Plan Area Damage Control Operations
63-2-4014	Plan Area Damage Control Operations
63-2-4014.09-0567	Plan Area Damage Control Operations
63-2-4014.09-1014	Plan Area Damage Control Operations
63-2-4014.43-0079	Plan Area Damage Control Operations
63-2-4014.43-0167	Plan Area Damage Control Operations
63-2-4014.43-0168	Plan Area Damage Control Operations
63-2-5014	Plan Area Damage Control Operations

“*” indicates a leader task step.

OPFOR TASKS AND STANDARDS: NONE

TASK PERFORMANCE / EVALUATION SUMMARY BLOCK							
ITERATION	1	2	3	4	5	M	TOTAL
TOTAL TASK STEPS EVALUATED							
TOTAL TASK STEPS "GO"							
TRAINING STATUS "GO"/"NO-GO"							

SUPPORTING INDIVIDUAL TASKS		
Task Number	Task Title	References
031-503-1014	Identify Chemical Agents Using M8 Detector Paper	STP 10-92M15-SM-TG
		STP 21-1-SMCT
031-503-1020	Detect Chemical Agents Using M9 Detector Paper	STP 10-92M15-SM-TG
		STP 21-1-SMCT
031-503-2001	Use M256 or M256A1 Chemical Agent Detector Kit	STP 10-92M15-SM-TG
		STP 21-24-SMCT

SUPPORTING COLLECTIVE TASKS	
Task Number	Task Title
09-3-4013	Prepare Unit for Nuclear, Biological, and Chemical Conditions
63-2-4013	Prepare Unit for Nuclear, Biological, and Chemical Conditions
63-2-4013.09-0567	Prepare Unit for Nuclear, Biological, and Chemical Conditions
63-2-4013.09-1013	Prepare Unit for Nuclear, Biological, and Chemical Conditions
63-2-4013.43-0079	Prepare Unit for Nuclear, Biological, and Chemical Conditions
63-2-4013.43-0167	Prepare Unit for Nuclear, Biological, and Chemical Conditions
63-2-4013.43-0168	Prepare Unit for Nuclear, Biological, and Chemical Conditions
63-2-5013	Prepare Unit for Nuclear, Biological, and Chemical Conditions

"*" indicates a leader task step.

OPFOR TASKS AND STANDARDS: NONE

ELEMENTS: Company Headquarters
 Food Service Section
 Unit Maintenance Section
 Supply Operations Office
 Deprocessing Platoon Headquarters
 Deprocessing Section
 Supply Platoon Headquarters
 Materiel Storage & Handling Section
 Materiel Storage & Maintenance Section

TASK: Perform Radiological Decontamination (63-2-4207)
 (FM 3-5) (FM 3-100.4) (FM 3-4)
 (STP 21-1-SMCT) (STP 21-24-SMCT)

ITERATION: 1 2 3 4 5 M (Circle)
COMMANDER/LEADER ASSESSMENT: T P U (Circle)

CONDITIONS: The unit area has been contaminated by radiological fallout. NBC 3 and OEG have been provided by the higher HQ staff element. The unit has analog and/or digital communications with higher HQ. The higher HQ OPORD, unit TSOP, and higher HQ TSOP are available. External NBC decontamination support has been requested in coordination with the higher HQ staff element. This task is performed under all environmental conditions both day and night. The unit is subject to air, NBC, and ground Level I threat forces attack. Some iterations of this task should be performed in MOPP4.

TASK STANDARDS: Unit decontaminates personnel and equipment to within the designated negligible risk level established by higher HQ staff element. At MOPP4, performance degradation factors increase time required to complete this task.

TASK STEPS AND PERFORMANCE MEASURES	GO	NO-GO
1. Unit performs basic skill decontamination procedures. (031-503-1007, 04-5030.00-2020)		
a. Maintains situational awareness using analog and/or digital communications.		
b. Starts basic soldier skills procedures within 15 minutes of indications of contamination.		
c. Employs basic soldier skill procedures IAW higher HQ and unit TSOP.		
d. Disposes of contaminated dust and articles IAW prescribed techniques in higher HQ OPORD and TSOP.		
e. Employs safety procedures IAW TSOP and publications.		
f. Employs environmental stewardship protection program procedures.		
2. Unit performs hasty vehicle and equipment decontamination procedures. (04-5030.00-2007)		
a. Starts procedures within 30 minutes of indications of contamination if mission permits.		
b. Employs hasty vehicle and equipment decontamination procedures IAW OPORD and TSOP.		
c. Disposes of contaminated dust and water IAW prescribed techniques in the TSOP.		
d. Employs safety procedures IAW TSOP and publications.		
e. Employs environmental stewardship protection program procedures.		
*3. Commander directs resumption of operational mission.		

TASK STEPS AND PERFORMANCE MEASURES	GO	NO-GO
a. Directs elements to perform assigned mission as specified by the TSOP, OPORD, and commander's guidance using analog and/or digital communications or messenger.		
b. Monitors unit radiation status in coordination with each subelement to ensure compliance with higher HQ commander's OEG.		
c. Forwards radiation status updates to higher HQ staff element using analog and/or digital communications.		
d. Coordinates replenishment of NBC decon items with the higher HQ staff element using analog and/or digital communications, and follows up the requests by requisitioning supplies using the ULLS-S4 module requisition mode.		

TASK PERFORMANCE / EVALUATION SUMMARY BLOCK							
ITERATION	1	2	3	4	5	M	TOTAL
TOTAL TASK STEPS EVALUATED							
TOTAL TASK STEPS "GO"							
TRAINING STATUS "GO"/"NO-GO"							

SUPPORTING INDIVIDUAL TASKS		
Task Number	Task Title	References
031-503-1007	Decontaminate Your Skin and Personal Equipment Using An M258A1 Decontamination Kit	STP 10-92M15-SM-TG
		STP 21-1-SMCT
031-503-1033	Decontaminate Your Skin Using the M291 Skin Decontaminating Kit (SDK)	STP 10-92M15-SM-TG
		STP 21-1-SMCT
031-503-1034	Decontaminate Your Individual Equipment Using the M295 Individual Equipment Decontamination Kit (IEDK)	STP 10-92M15-SM-TG
		STP 21-1-SMCT
031-503-3008	Implement Mission-Oriented Protective Posture	STP 10-92M15-SM-TG
		STP 21-24-SMCT
031-503-4003	Control Unit Radiation Exposure	STP 10-92M15-SM-TG
		STP 21-24-SMCT

SUPPORTING COLLECTIVE TASKS	
Task Number	Task Title
09-3-4013	Prepare Unit for Nuclear, Biological, and Chemical Conditions
09-3-4020	Respond to the Initial Effects of a Nuclear Attack
09-3-4327	Prepare for a Friendly Nuclear Strike
09-3-4328	Respond to the Residual Effects of a Nuclear Attack
63-2-4013	Prepare Unit for Nuclear, Biological, and Chemical Conditions
63-2-4013.09-0567	Prepare Unit for Nuclear, Biological, and Chemical Conditions
63-2-4013.09-1013	Prepare Unit for Nuclear, Biological, and Chemical Conditions
63-2-4013.43-0079	Prepare Unit for Nuclear, Biological, and Chemical Conditions
63-2-4013.43-0167	Prepare Unit for Nuclear, Biological, and Chemical Conditions
63-2-4013.43-0168	Prepare Unit for a Nuclear, Biological, and Chemical Conditions
63-2-4020	Respond to the Initial Effects of a Nuclear Attack

SUPPORTING COLLECTIVE TASKS	
Task Number	Task Title
63-2-4020.09-0567	Respond to the Initial Effects of a Nuclear Attack
63-2-4020.09-1020	Respond to the Initial Effects of a Nuclear Attack
63-2-4020.43-0079	Respond to the Initial Effects of a Nuclear Attack
63-2-4020.43-0167	Respond to the Initial Effects of a Nuclear Attack
63-2-4020.43-0168	Respond to the Initial Effects of a Nuclear Attack
63-2-4327	Prepare for a Friendly Nuclear Strike
63-2-4327.09-0567	Prepare for a Friendly Nuclear Strike
63-2-4327.09-1042	Prepare for a Friendly Nuclear Strike
63-2-4327.43-0079	Prepare for a Friendly Nuclear Strike
63-2-4327.43-0167	Prepare for a Friendly Nuclear Attack
63-2-4327.43-0168	Prepare for a Friendly Nuclear Attack
63-2-4328	Respond to the Residual Effects of a Nuclear Attack
63-2-4328.09-0567	Respond to the Residual Effects of a Nuclear Attack
63-2-4328.09-1043	Respond to the Residual Effects of a Nuclear Attack
63-2-4328.43-0079	Respond to the Residual Effects of a Nuclear Attack
63-2-4328.43-0167	Respond to the Residual Effects of a Nuclear Attack
63-2-4328.43-0168	Respond to the Residual Effects of a Nuclear Attack
63-2-4328.63-0168	Respond to the Residual Effects of a Nuclear Attack (digitized & analog)
63-2-5013	Prepare Unit for Nuclear, Biological, and Chemical Conditions
63-2-5020	Respond to the Initial Effects of a Nuclear Attack
63-2-5327	Prepare for a Friendly Nuclear Strike
63-2-5328	Respond to the Residual Effects of a Nuclear Attack

“*” indicates a leader task step.

OPFOR TASKS AND STANDARDS: NONE

- ELEMENTS:** Company Headquarters
 Food Service Section
 Unit Maintenance Section
 Supply Operations Office
 Deprocessing Platoon Headquarters
 Deprocessing Section
 Supply Platoon Headquarters
 Materiel Storage & Handling Section
 Materiel Storage & Maintenance Section

TASK: Cross a Chemically Contaminated Area (63-2-4226)
 (FM 3-3) (FM 3-100) (FM 3-4)
 (FM 3-5) (STP 21-1-SMCT) (STP 21-24-SMCT)

ITERATION: 1M 2M 3M 4M 5M (Circle)
COMMANDER/LEADER ASSESSMENT: T P U (Circle)

CONDITIONS: Orders have been received from the higher HQ staff element to cross a chemically contaminated area. The area cannot be bypassed without unacceptable delay to the move. The unit has analog and/or digital communications with higher HQ. The higher HQ OPORD, unit TSOP, and higher HQ TSOP are available. The unit is currently located in an assembly area that provides concealment. MOPP level 2 has been designated and NBC reconnaissance, survey, and control teams are prepared for their respective missions. The unit's NBC teams will confirm the location of the contaminated area and the type of contamination during reconnaissance. The higher HQ staff element has coordinated for additional chemical decontamination support. Assembly areas will be designated in concealed areas or road networks, as the tactical situation dictates. This task is performed in all day and night environmental conditions. The unit is subject to air, NBC, and ground Level I threat forces attack. This task is always performed in MOPP4.

TASK STANDARDS: Unit crosses contaminated area by quickest route possible. At MOPP4, performance degradation factors increase task performance times.

TASK STEPS AND PERFORMANCE MEASURES	GO	NO-GO
1. Leading convoy element employs immediate protective measures. (031-503-3004, 031-503-3008, 04-5030.00-2017, 04-5030.00-2020, 04-5030.00-2006)		
a. Assumes MOPP4.		
b. Conducts individual basic soldier skill decontamination, as necessary.		
*2. Convoy commander relays NBC information to march element(s). (031-503-3005, 04-5030.00-2008, 04-5030.00-2006)		
a. Notifies convoy element(s) of exact location and type of chemical contamination using analog and/or digital communications.		
b. Plots contaminated area on map overlays and in digital device.		
c. Provides required protective measures and MOPP level designation to march element(s).		
d. Designates assembly area for each element for preparation of crossing the contaminated area.		
e. Directs required protective measures and MOPP level for assembly areas.		
f. Reports locations of assembly areas, halt time, and tentative resumption time to the higher HQ staff element using analog and/or digital communications.		
g. Forwards NBC 1 chemical report to higher HQ staff element using analog and/or digital communications.		
3. Convoy elements occupy assembly area(s).		

TASK STEPS AND PERFORMANCE MEASURES	GO	NO-GO
a. Move into assembly area without halting on the route of march.		
b. Establish perimeter security with 360-degree surveillance and crew-served weapons positioned along likely avenues of approach.		
c. Employ camouflage techniques, with emphasis on positioning mirrors toward the ground and parking vehicles in an area with overhead cover.		
d. Perform essential after-operation PMCS IAW applicable TM.		
*4. Convoy commander selects crossing route.		
a. Identifies possible routes by conducting a map reconnaissance of contaminated area.		
b. Conducts comparative analysis of chemical data received from higher HQ staff element, terrain analysis, and time factors for a route selection.		
c. Selects route that minimizes chemical contamination.		
d. Requests approval of selected route from higher HQ staff element using analog and/or digital communications.		
*5. Convoy commander supervises crossing preparation activities. (031-503-3004)		
a. Briefs reconnaissance team on mission, communications, and actions to perform on other side of the contaminated area.		
b. Directs reconnaissance team in donning full MOPP4 protective garments.		
c. Dispatches reconnaissance team to verify type of contamination and size of contaminated area.		
d. Directs precautionary measures and MOPP level required for crossing.		
e. Assigns crossing time(s) for each march element.		
f. Assigns assembly area on the other side of contaminated area for each convoy element to perform operational decontamination.		
6. Chemical reconnaissance team conducts route survey.		
a. Selects distances between recon checkpoints based on tactical situation and time available.		
b. Selects recon checkpoints at locations where chemical agents are likely to collect as prescribed in FM 3-3.		
c. Detects chemical vapors by using M256 kit.		
d. Checks presence of liquids with M8/9 detector paper.		
e. Marks route with predetermined material.		
f. Records recon information, as collected.		
g. Forwards all recon information to the convoy commander after completion of survey.		
7. Unit prepares to cross contaminated area. (031-503-3004)		
a. Places all externally stored equipment inside vehicles.		
b. Covers equipment with available material.		
c. Closes all vehicle air vents and windows.		
d. Positions chemical detector paper as prescribed in FM 3-4.		
e. Dons MOPP4 protective gear.		
8. Convoy elements cross contaminated area. (031-503-3004)		
a. Follow route as marked by the reconnaissance party.		

TASK STEPS AND PERFORMANCE MEASURES	GO	NO-GO
b. Avoid low ground, overhead branches, and heavy brush.		
c. Move as quickly as possible across contaminated area without unnecessary halts and delays.		
d. Verify that all vehicles have crossed the contaminated area before stopping.		
e. Forward crossing report to the higher HQ staff element when all convoy elements have crossed the contaminated area using analog and/or digital communications.		
*9. Convoy commander supervises decontamination measures. (04-5030.00-2020)		
a. Identifies level of required decontamination in coordination with higher HQ staff element.		
b. Directs implementation of basic soldier skills and/or hasty decontamination based on type of contamination, weather, and tactical situation.		
10. Unit performs chemical decontamination. (031-503-3009)		
a. Initiates skin decontamination techniques within one minute of exposure to liquid contamination.		
b. Completes personal wipedown within 15 minutes of exit from contaminated area.		
c. Completes operator's spraydown within 15 minutes of personal wipedown.		
d. Employs safety measures to ensure DS2 does not touch personal or protective clothing.		
e. Decontaminates only those areas that would cause further contamination of personnel or equipment.		
f. Conducts MOPP gear exchange if required.		
g. Forwards decontamination status report to higher HQ staff element using analog and/or digital communications.		
*11. Convoy commander coordinates resumption of road march. (O4-5030.00-2022)		
a. Designates SP for all convoy elements to resume march.		
b. Reschedules check point and RP crossing times in coordination with higher HQ staff element.		
c. Provides new march instructions to all convoy elements.		
d. Directs covering and marking of contaminated runoff areas.		
e. Affixes locations of contaminated runoff areas on map overlays.		
f. Coordinates detailed decontamination with higher HQ staff element using analog and/or digital communications, if required.		
g. Forwards road march resumption report to higher HQ staff element using analog and/or digital communications.		
12. Unit performs movement march resumption activities.		
a. Covers area(s) used for decontamination.		
b. Marks contaminated runoff areas.		
c. Decontaminates the decontamination personnel.		
d. Crosses new SP at time prescribed by the convoy commander.		

TASK PERFORMANCE / EVALUATION SUMMARY BLOCK							
ITERATION	1M	2M	3M	4M	5M		TOTAL
TOTAL TASK STEPS EVALUATED							
TOTAL TASK STEPS "GO"							
TRAINING STATUS "GO"/"NO-GO"							

SUPPORTING INDIVIDUAL TASKS		
Task Number	Task Title	References
031-503-1007	Decontaminate Your Skin and Personal Equipment Using An M258A1 Decontamination Kit	STP 10-92M15-SM-TG
		STP 21-1-SMCT
031-503-1034	Decontaminate Your Individual Equipment Using the M295 Individual Equipment Decontamination Kit (IEDK)	STP 10-92M15-SM-TG
		STP 21-1-SMCT
031-503-3004	Supervise the Crossing of a Contaminated Area	STP 10-92M15-SM-TG
		STP 21-24-SMCT
031-503-3005	Prepare and Submit NBC 1 Reports	STP 10-92M15-SM-TG
		STP 21-24-SMCT
031-503-3008	Implement Mission-Oriented Protective Posture	STP 10-92M15-SM-TG
		STP 21-24-SMCT
031-503-3009	Lead MOPP Gear Exchange	STP 10-92M15-SM-TG
		STP 21-24-SMCT
04-5030.00-2006	Supervise Unit Response to a Chemical or Biological Attack	STP 21-II-MQS

"*" indicates a leader task step.

**SUPPORTING COLLECTIVE TASKS: NONE
OPFOR TASKS AND STANDARDS**

TASK: DISRUPT ENEMY MOVEMENT AND OPERATIONS USING PERSISTENT AND NON-PERSISTENT CHEMICAL WEAPONS (63-OPFOR-1001)

CONDITION: OPFOR units deliver chemical agents by means of conventional artillery weapons or aircraft along selected routes and key bases in the rear area.

STANDARD: 1. Deliver chemical agents in low-lying and/or densely wooded areas. 2. Delay movement of enemy supplies and equipment to forward areas by disrupting C2 system. 3. Restrict enemy units movement in rear area. 4. Channel movement into predesignated ambush areas. 5. Contaminate enemy supplies and equipment. 6. Inflict casualties on enemy forces.

ELEMENTS: Company Headquarters
 Food Service Section
 Unit Maintenance Section
 Supply Operations Office
 Deprocessing Platoon Headquarters
 Deprocessing Section
 Supply Platoon Headquarters
 Materiel Storage & Handling Section
 Materiel Storage & Maintenance Section

TASK: Employ Physical Security Measures (63-2-4306)
 (FM 3-19.30) (AR 190-13) (FM 3-100.4)
 (FM 3-4) (STP 21-1-SMCT)

ITERATION: **1 2 3 4 5 M (Circle)**
COMMANDER/LEADER ASSESSMENT: **T P U (Circle)**

CONDITIONS: Guard posts are established at strategic locations in the unit's area. Guards report that one to three unidentified individuals have been sighted attempting to infiltrate the area. The unit has analog and/or digital communications with higher HQ. The higher HQ OPORD, unit TSOP, and higher HQ TSOP are available. Higher HQ support operations have commenced. The intrusion may cause personnel casualties and damage to unit equipment. This task is performed in all day and night environmental conditions. The unit is subject to air, NBC, and ground Level I threat forces attack. Some iterations of this task should be performed in MOPP4.

TASK STANDARDS: Unit elements are not surprised by threat intrusion and the attack is repelled using techniques and procedures outlined in higher HQ TSOP and OPORD. At MOPP4, performance degradation factors may increase reaction times.

TASK STEPS AND PERFORMANCE MEASURES	GO	NO-GO
*1. Commander and leaders prepare physical security plan. (03-3751.02-5800)		
a. Develop procedures for dismount point to control entry of vehicles into the unit area.		
b. Develop procedures for selecting and manning defensive positions.		
c. Develop procedures for reporting threat intrusions or sightings.		
d. Integrate adjacent unit plans into the physical security plan.		
e. Forward physical security plan to the higher HQ staff element for approval using analog and/or digital communications or messenger.		
2. Unit HQ supervises guard force.		
a. Tasks unit elements to man guard posts in the unit area.		
b. Establishes communication network that permits access to all guard posts.		
3. Unit performs guard duty functions. (04-3306.01-0006, 071-331-0801)		
a. Mans positions or guard posts as designated by leader or special orders.		
b. Observes assigned sector.		
c. Employs challenge and password procedures as prescribed in the TSOP and SOI/SSI.		
d. Reports all suspicious activities to the guard commander or as prescribed in special orders.		
*4. Commander and leaders direct response(s) against saboteurs or terrorists.		

TASK STEPS AND PERFORMANCE MEASURES	GO	NO-GO
a. Forward incident report to the higher HQ staff element using analog and/or digital communications or messenger.		
b. Direct perimeter manning level increases as prescribed by the TSOP.		
c. Maintain a current operations status of the situation.		
d. Provide continuous situation updates to the higher HQ staff element using analog and/or digital communications or messenger.		
e. Direct shifting of response force from assembly areas to threat contact area(s).		
f. Sound "all clear" signal as soon as attack is over and intruders have been eliminated.		
g. Direct decrease in manning levels consistent with the tactical situation.		
5. Unit responds to saboteur or terrorist intrusions.		
a. Occupies predesignated fighting positions (designated personnel only).		
b. Reports to unit CP (personnel selected for response force).		
c. Recons assigned sector for threat activities.		
d. Fires at any target in area as prescribed by rules of engagement.		
e. Treats casualties.		
NOTE: See Task 63-2-4517 for detailed treatment procedures.		
f. Transports casualties.		
NOTE: See Task 63-2-4316 for detailed casualty transportation procedures.		
g. Performs mortuary affairs operations.		
NOTE: See Task 10-2-4513 for detailed mortuary affairs procedures.		
*6. Commander supervises post-attack activities.		
a. Forwards casualty and damage report(s) submitted by subelements to the higher HQ S1, S2/S3, and S4 using analog and/or digital communications or messenger.		
b. Coordinates life support requirements caused by destruction of supplies, equipment, or personnel with the higher HQ staff S1 and S4 using analog and/or digital communications or messenger.		
c. Coordinates replenishment of destroyed equipment and supplies with the higher HQ S4 using analog and/or digital communications.		
NOTE: The unit requisitions equipment and supplies using ULLS-S4.		
d. Directs unit elements to continue their assigned missions.		

TASK PERFORMANCE / EVALUATION SUMMARY BLOCK							
ITERATION	1	2	3	4	5	M	TOTAL
TOTAL TASK STEPS EVALUATED							
TOTAL TASK STEPS "GO"							
TRAINING STATUS "GO"/"NO-GO"							

SUPPORTING INDIVIDUAL TASKS		
Task Number	Task Title	References
071-331-0801	Challenge Persons Entering Your Area	STP 10-92M15-SM-TG STP 21-1-SMCT

“*” indicates a leader task step.

SUPPORTING COLLECTIVE TASKS: NONE
OPFOR TASKS AND STANDARDS

TASK: CONDUCT TERRORIST AND SABOTEUR ATTACKS (63-OPFOR-1013)

CONDITION: OPFOR dispatches small teams into enemy rear area to disrupt CSS operations.

STANDARD: 1. Locate rear support bases and C2 facilities. 2. Delay and disrupt CSS operations through probes. 3. Infiltrate CSS bases to conduct sabotage and terrorist activities. 4. Inflict casualties. 5. Destroy supplies and equipment.

- ELEMENTS:** Company Headquarters
 Food Service Section
 Unit Maintenance Section
 Supply Operations Office
 Deprocessing Platoon Headquarters
 Deprocessing Section
 Supply Platoon Headquarters
 Materiel Storage & Handling Section
 Materiel Storage & Maintenance Section

TASK: Prepare for a Friendly Nuclear Strike (63-2-4327)
 (FM 3-4) (FM 3-5) (STP 21-24-SMCT)

ITERATION: 1 2 3 4 5 M (Circle)

COMMANDER/LEADER ASSESSMENT: T P U (Circle)

CONDITIONS: The unit receives a STRIKEWARN message from the higher HQ staff element with specific actions to implement in preparation for a friendly nuclear strike. The unit has analog and digital communications with higher HQ. The higher HQ OPORD, unit TSOP, and higher HQ TSOP are available. This task is performed under all day and night environmental conditions. The unit is subject to air, NBC, and ground Level I threat forces attack. Some iterations of this task should be performed in MOPP4.

TASK STANDARDS: Preparations for a friendly nuclear strike are completed within 30 minutes of the time specified in the warning order. At MOPP4, performance degradation factors increase preparation time threefold.

TASK STEPS AND PERFORMANCE MEASURES	GO	NO-GO
1. Unit HQ acknowledges warning. (01-5831.02-0003)		
a. Maintains situational awareness using analog and digital communications.		
b. Authenticates the call using analog and digital communications.		
c. Transcribes message to hard copy with 100 percent accuracy.		
d. Acknowledges receipt by return message using analog and digital communications.		
*2. Commander and leaders issue warning order. (04-5030.00-2007)		
a. Alert assigned and attached subelements by most expedient means.		
b. Relay specific directed actions by analog and digital communications or messengers.		
3. Unit performs preparatory actions. (031-503-3008, 04-5030.00-2007, 04-5030.00-2013, 04-5030.00-2017, 04-5030.00-2019)		
a. Covers foxholes and shelters.		
b. Places all externally stored equipment inside tents or shelters if possible.		
c. Places vehicles and equipment on terrain that provides shielding.		
d. Covers all equipment, munitions, fuel, food, and water containers.		
e. Covers nose and mouth with handkerchief or clean rag.		
f. Wears designated MOPP gear to minimize skin exposure.		
g. Zeros dosimeters.		
h. Wears individual dosimeters (selected personnel).		
i. Disconnects nonessential electronic equipment.		

TASK STEPS AND PERFORMANCE MEASURES	GO	NO-GO
j. Ties down essential antennas.		
k. Disassembles nonessential antennas and antenna leads.		
l. Improves shelters and individual positions with consideration for blast, thermal, and radiation effects.		
m. Secures loose flammable or explosive items and water containers.		
n. Starts periodic monitoring.		
o. Continues to harden positions and vehicles.		
p. Disconnects all electronic equipment.		
q. Initiates COOP.		

TASK PERFORMANCE / EVALUATION SUMMARY BLOCK							
ITERATION	1	2	3	4	5	M	TOTAL
TOTAL TASK STEPS EVALUATED							
TOTAL TASK STEPS "GO"							
TRAINING STATUS "GO"/"NO-GO"							

SUPPORTING INDIVIDUAL TASKS		
Task Number	Task Title	References
031-503-3008	Implement Mission-Oriented Protective Posture	STP 10-92M15-SM-TG
		STP 21-24-SMCT

SUPPORTING COLLECTIVE TASKS	
Task Number	Task Title
09-3-4013	Prepare Unit for Nuclear, Biological, and Chemical Conditions
63-2-4013	Prepare Unit for Nuclear, Biological, and Chemical Conditions
63-2-4013.09-0567	Prepare Unit for Nuclear, Biological, and Chemical Conditions
63-2-4013.09-1013	Prepare Unit for Nuclear, Biological, and Chemical Conditions
63-2-4013.43-0079	Prepare Unit for Nuclear, Biological, and Chemical Conditions
63-2-4013.43-0167	Prepare Unit for Nuclear, Biological, and Chemical Conditions
63-2-4013.43-0168	Prepare Unit for Nuclear, Biological, and Chemical Conditions
63-2-5013	Prepare Unit for Nuclear, Biological, and Chemical Conditions

"*" indicates a leader task step.

OPFOR TASKS AND STANDARDS: NONE

- ELEMENTS:** Company Headquarters
 Food Service Section
 Unit Maintenance Section
 Supply Operations Office
 Deprocessing Platoon Headquarters
 Deprocessing Section
 Supply Platoon Headquarters
 Materiel Storage & Handling Section
 Materiel Storage & Maintenance Section

TASK: Respond to the Residual Effects of a Nuclear Attack (63-2-4328)
 (FM 3-5) (FM 3-100.4) (FM 3-4)
 (STP 21-1-SMCT) (STP 21-24-SMCT)

ITERATION: 1 2 3 4 5 M (Circle)
COMMANDER/LEADER ASSESSMENT: T P U (Circle)

CONDITIONS: A nuclear attack has occurred and the unit must respond by preparing for the fallout predicted to arrive in its AO. The unit has analog and digital communications with higher HQ. The higher HQ OPORD, unit TSOP, and higher HQ TSOP are available. The higher HQ staff element has disseminated a simplified fallout prediction with estimated time of arrival for fallout. The higher HQ unit NBC defense equipment is available. The NBC 3 nuclear reports and OEG have been provided by the higher HQ staff element. This task is performed under all day and night environmental conditions. The unit is subject to air, NBC, and ground Level I threat forces attack. Some iterations of this task should be performed in MOPP4.

TASK STANDARDS: Unit personnel complete fallout preparation before arrival of fallout IAW the TSOP and directives provided by the higher HQ staff element. At MOPP4, performance degradation factors increase fallout preparation implementation time.

TASK STEPS AND PERFORMANCE MEASURES	GO	NO-GO
1. Unit prepares for radiological fallout. (031-503-1018, 031-503-2004, 04-5030.00-2019)		
a. Dons protective mask.		
NOTE: If protective mask is unavailable, covers nose and mouth with handkerchief or clean rag.		
b. Dons designated MOPP gear to minimize skin exposure.		
c. Identifies fallout prediction zone the unit is in.		
d. Calculates how much radiation is expected.		
e. Wears individual dosimeters (selected personnel).		
f. Covers foxhole and shelter.		
g. Places all externally stored equipment inside tents or shelters.		
h. Covers all equipment, munitions, fuel, food, and water containers.		
i. Continues operational mission as directed by the higher HQ staff element (essential personnel only).		
j. Occupies shelters or closed vehicles (nonessential personnel).		
k. Starts continuous monitoring.		
l. Continues to improve/increase overhead cover prior to the arrival of fallout.		
m. Occupies shelters upon the arrival of fallout.		
n. Calculates optimum time of exit from shelter(s).		

TASK STEPS AND PERFORMANCE MEASURES	GO	NO-GO
o. Submits NBC 4 initial report to the higher HQ S2/S3 using analog and digital communications or messenger.		
p. Takes readings every 15 minutes.		
q. Submits NBC 4 peak report to the higher HQ S2/S3 using analog and digital communications or messenger.		
r. Takes readings every 30 minutes for 2.5 hours.		
s. Submits NBC series report to the higher HQ S2/S3 based on readings using analog and digital communications or messenger.		
2. Unit NBC defense teams perform monitoring activities. (031-503-3006)		
a. Initiate radiacmeter monitoring to determine radiation dose rate.		
b. Relay warning to unit personnel using analog and digital communications or messenger.		
c. Take shelter, if mission permits, until "all clear" is given or if directed to move.		
d. Monitor radiacmeter to determine dose rate and total dosage.		
e. Report dose rate and total dosage to the higher HQ S2/S3 using analog and digital communications or messenger.		
*3. Commander and leaders develop contingency plan.		
a. Identify current mission status.		
b. Perform comparative analysis between the RES and the OEG.		
c. Direct development of personnel rotation plans by subelements to minimize personnel exposure.		
d. Direct development of entry and exit procedures by subelements to minimize shelter and vehicle contamination.		
e. Develop relocation plan in coordination with the higher HQ S2/S3 using analog and digital communications or messenger.		
f. Disseminate contingency plan to all subelements and the higher HQ S2/S3 using analog and digital communications or messenger.		
g. Coordinate with the higher HQ S4 for decontamination after fallout is complete using analog and digital communications.		
h. Direct deliberate decontamination.		
i. Enforce safety procedures IAW TSOP and applicable publications.		
j. Enforce environmental stewardship protection program procedures.		

TASK PERFORMANCE / EVALUATION SUMMARY BLOCK							
ITERATION	1	2	3	4	5	M	TOTAL
TOTAL TASK STEPS EVALUATED							
TOTAL TASK STEPS "GO"							
TRAINING STATUS "GO"/"NO-GO"							

SUPPORTING INDIVIDUAL TASKS		
Task Number	Task Title	References
031-503-1018	React to a Nuclear Hazard	STP 10-92M15-SM-TG STP 21-1-SMCT
031-503-2004	Prepare and Submit NBC 4 Reports	STP 10-92M15-SM-TG

SUPPORTING INDIVIDUAL TASKS		
Task Number	Task Title	References
		STP 21-24-SMCT
031-503-3006	Supervise Radiation Monitoring	STP 10-92M15-SM-TG
		STP 21-24-SMCT

SUPPORTING COLLECTIVE TASKS	
Task Number	Task Title
09-3-4013	Prepare Unit for Nuclear, Biological, and Chemical Conditions
09-3-4020	Respond to the Initial Effects of a Nuclear Attack
63-2-4013	Prepare Unit for Nuclear, Biological, and Chemical Conditions
63-2-4013.09-0567	Prepare Unit for Nuclear, Biological, and Chemical Conditions
63-2-4013.09-1013	Prepare Unit for Nuclear, Biological, and Chemical Conditions
63-2-4013.43-0079	Prepare Unit for Nuclear, Biological, and Chemical Conditions
63-2-4013.43-0167	Prepare Unit for Nuclear, Biological, and Chemical Conditions
63-2-4013.43-0168	Prepare Unit for Nuclear, Biological, and Chemical Conditions
63-2-4020	Respond to the Initial Effects of a Nuclear Attack
63-2-4020.09-0567	Respond to the Initial Effects of a Nuclear Attack
63-2-4020.09-1020	Respond to the Initial Effects of a Nuclear Attack
63-2-4020.43-0079	Respond to the Initial Effects of a Nuclear Attack
63-2-4020.43-0167	Respond to the Initial Effects of a Nuclear Attack
63-2-4020.43-0168	Respond to the Initial Effects of a Nuclear Attack
63-2-5013	Prepare Unit for Nuclear, Biological, and Chemical Conditions
63-2-5020	Respond to the Initial Effects of a Nuclear Attack

“*” indicates a leader task step.

OPFOR TASKS AND STANDARDS

TASK: DISRUPT ENEMY MOVEMENT AND OPERATIONS USING TACTICAL NUCLEAR WEAPONS (63-OPFOR-1002)

CONDITION: Tactical nuclear weapons are employed against key locations in the rear area.

STANDARD: 1. Disrupt or delay movement of equipment and supplies to forward areas. 2. Destroy enemy equipment and supplies. 3. Inflict nuclear casualties among enemy troops. 4. Deny enemy use of specified areas. 5. Contaminate enemy equipment and supplies.

- ELEMENTS:** Company Headquarters
 Food Service Section
 Unit Maintenance Section
 Supply Operations Office
 Deprocessing Platoon Headquarters
 Deprocessing Section
 Supply Platoon Headquarters
 Materiel Storage & Handling Section
 Materiel Storage & Maintenance Section

TASK: Respond to a Chemical Attack (63-2-4334)
 (FM 3-3) (FM 3-100) (FM 3-4)
 (STP 21-1-SMCT) (STP 21-24-SMCT)

ITERATION: 1M 2M 3M 4M 5M (Circle)

COMMANDER/LEADER ASSESSMENT: T P U (Circle)

CONDITIONS: The sound of automatic alarms or color changes in chemical detector paper indicates the presence of contaminants. The unit has analog and/or digital communications with higher HQ. The higher HQ OPORD, the unit TSOP, and higher HQ TSOP are available. The unit is tactically deployed at MOPP2. Intelligence reports from the higher HQ staff element indicate that the threat is capable of attacking with chemical weapons. This task is performed under all day and night environmental conditions. The unit is subject to air, NBC, and ground Level I threat forces attack. This task is always performed in MOPP4.

TASK STANDARDS: Unit personnel react to the chemical alarm within 15 seconds, assume MOPP4 within two to four minutes, and perform testing and unmasking procedures until unit is reorganized and reduced MOPP level functions are reinstated.

TASK STEPS AND PERFORMANCE MEASURES	GO	NO-GO
1. Unit personnel employ protective measures. (031-503-1004, 031-503-1012, 031-503-1015, 031-503-3008, 04-5030.00-2013, 04-5030.00-2006)		
a. Don protective mask within 9 seconds, with hood within 15 seconds.		
b. Initiate appropriate alarms (vocal and nonvocal).		
c. Don protective gloves within 45 seconds of alarm.		
d. Conduct skin decontamination within two minutes of alarm.		
e. Identify type of agent using chemical agent detector kits.		
f. Conduct operator spraydown and personal equipment decontamination within 15 minutes of alarm.		
g. Continue mission unless directed otherwise.		
2. Unit personnel protect equipment.		
a. Cover all exposed equipment and supplies.		
b. Implement procedures to prevent further contamination IAW the TSOP.		
c. Monitor the area to determine contamination levels by testing with detector kits and paper.		
*3. Unit leaders provide NBC reports to the higher HQ S2/S3. (031-503-3005, 04-5030.00-2008, S1-5030.00-1010)		
a. Forward initial NBC 1 chemical report as soon as tactical situation permits using analog and/or digital communications or messenger.		
b. Request permission to move, if mission permits, using analog and/or digital communications or messenger.		

TASK STEPS AND PERFORMANCE MEASURES	GO	NO-GO
c. Coordinate with higher HQ S4 for hasty or deliberate decontamination support using analog and/or digital communications.		
d. Forward follow-up NBC 1 chemical report within 20 minutes after the attack using analog and/or digital communications or messenger.		
*4. Unit leaders initiate unmasking procedures (if chemical agent detector kits indicate negative results). (031-503-3002, 04-5030.00-2021)		
a. Direct two individuals to conduct unmasking procedures.		
b. Observe directed individuals for 10 minutes for symptoms of illness.		
c. Observe directed individuals for delayed symptoms.		
d. Initiate "all clear" signal, if no symptoms of chemical poisoning are detected.		
e. Report results to higher HQ S2/S3 using analog and/or digital communications or messenger systems.		
5. Unit personnel employ unmasking procedures (chemical agent detector kits indicate negative results). (031-503-3002)		
a. Break the seal in a shady area (directed personnel).		
b. Remain unmasked for five minutes (directed personnel).		
c. Remask and clear masks (directed personnel).		
NOTE: Task steps 6 and 7 are performed only if chemical agent detector kits are not available.		
*6. Unit leaders initiate unmasking procedures (using M8/M9 detector paper). (031-503-3002, 04-5030.00-2021)		
a. Check area for physical signs of liquid contamination using M8/M9 detector paper.		
b. Direct two individuals to conduct unmasking procedures.		
c. Observe directed individuals for 10 minutes for symptoms of chemical incapacitation.		
NOTE: Wait five minutes after directed individuals have unmasked.		
d. Observe directed individuals for another 10 minutes after they unmask again, for symptoms of chemical incapacitation.		
e. Initiate "all clear" signal, if no symptoms appear.		
f. Report results to higher HQ S2/S3 using analog and/or digital communications or messenger.		
7. Unit personnel employ unmasking procedures (using M8 detector paper).		
a. Check area for physical signs of liquid contamination using M8/M9 detector paper.		
b. Break mask seal in a shady area (directed individuals).		
c. Keep eyes open for 15 seconds (directed individuals).		
d. Clear mask (directed individuals).		
e. Reseal mask (directed individuals).		
f. Remain masked for 10 minutes (directed individuals).		
g. Unmask for five minutes (directed individuals).		
h. Remask for 10 minutes (directed individuals).		
i. Initiate "all clear" if no symptoms appear.		

TASK STEPS AND PERFORMANCE MEASURES	GO	NO-GO
j. Repeat unmasking procedures, steps b through i above, for remaining unit personnel.		
k. Report results to higher HQ S2/S3 using analog and/or digital communications or messenger.		
*8. Commander and leaders reorganize unit area.		
a. Establish situational awareness.		
b. Reestablish chain of command.		
c. Coordinate required unit MOPP level with the higher HQ S2/S3 using analog and/or digital communications or messenger.		
d. Inspect unit personnel to ensure that individuals remain at the directed MOPP level.		
e. Direct periodic chemical monitoring in the unit area.		
f. Supervise the request and distribution of replacement chemical defense equipment and supplies.		

TASK PERFORMANCE / EVALUATION SUMMARY BLOCK							
ITERATION	1M	2M	3M	4M	5M		TOTAL
TOTAL TASK STEPS EVALUATED							
TOTAL TASK STEPS "GO"							
TRAINING STATUS "GO"/"NO-GO"							

SUPPORTING INDIVIDUAL TASKS		
Task Number	Task Title	References
031-503-1004	Protect Yourself From Chemical and Biological Injury/Contamination Using Your M17-Series Protective Mask With Hood	STP 10-92M15-SM-TG
		STP 21-1-SMCT
031-503-1012	Protect Yourself From Chemical and Biological Injury/Contamination Using Your M24 or M25-Series Protective Mask With Hood	STP 10-92M15-SM-TG
		STP 21-1-SMCT
031-503-1015	Protect Yourself From NBC Injury/Contamination With Mission-Oriented Protective Posture (MOPP) Gear	STP 10-92M15-SM-TG
		STP 21-1-SMCT
031-503-3002	Conduct Unmasking Procedures	STP 10-92M15-SM-TG
		STP 21-24-SMCT
031-503-3005	Prepare and Submit NBC 1 Reports	STP 10-92M15-SM-TG
		STP 21-24-SMCT
031-503-3008	Implement Mission-Oriented Protective Posture	STP 10-92M15-SM-TG
		STP 21-24-SMCT
O4-5030.00-2006	Supervise Unit Response to a Chemical or Biological Attack	STP 21-II-MQS

SUPPORTING COLLECTIVE TASKS	
Task Number	Task Title
09-3-4013	Prepare Unit for Nuclear, Biological, and Chemical Conditions
09-3-4202	Prepare Unit for a Chemical Attack
63-2-4013	Prepare Unit for Nuclear, Biological, and Chemical Conditions
63-2-4013.09-0567	Prepare Unit for Nuclear, Biological, and Chemical Conditions
63-2-4013.09-1013	Prepare Unit for Nuclear, Biological, and Chemical Conditions
63-2-4013.43-0079	Prepare Unit for Nuclear, Biological, and Chemical Conditions
63-2-4013.43-0167	Prepare Unit for Nuclear, Biological, and Chemical Conditions
63-2-4013.43-0168	Prepare Unit for Nuclear, Biological, and Chemical Conditions
63-2-4202	Prepare Unit for a Chemical Attack
63-2-4202.09-0567	Prepare Unit for a Chemical Attack
63-2-4202.09-1029	Prepare Unit for a Chemical Attack
63-2-4202.43-0079	Prepare Unit for a Chemical Attack
63-2-4202.43-0167	Prepare Unit for a Chemical Attack
63-2-4202.43-0168	Prepare Unit for a Chemical Attack
63-2-5013	Prepare Unit for Nuclear, Biological, and Chemical Conditions
63-2-5202	Prepare Unit for a Chemical Attack

“*” indicates a leader task step.

OPFOR TASKS AND STANDARDS

TASK: DISRUPT ENEMY MOVEMENT AND OPERATIONS USING PERSISTENT AND NON-PERSISTENT CHEMICAL WEAPONS (63-OPFOR-1001)

CONDITION: OPFOR units deliver chemical agents by means of conventional artillery weapons or aircraft along selected routes and key bases in the rear area.

STANDARD: 1. Deliver chemical agents in low-lying and/or densely wooded areas. 2. Delay movement of enemy supplies and equipment to forward areas by disrupting C2 system. 3. Restrict enemy units movement in rear area. 4. Channel movement into predesignated ambush areas. 5. Contaminate enemy supplies and equipment. 6. Inflict casualties on enemy forces.

- ELEMENTS:** Company Headquarters
 Food Service Section
 Unit Maintenance Section
 Supply Operations Office
 Deprocessing Platoon Headquarters
 Deprocessing Section
 Supply Platoon Headquarters
 Materiel Storage & Handling Section
 Materiel Storage & Maintenance Section

TASK: Destroy Supplies and Equipment (63-2-4522)
 (TM 750-244-3) (DA PAM 385-1) (FM 100-14)
 (FM 3-100.4) (FM 3-4) (FM 3-5)
 (TM 43-0002-33) (TM 750-244-2) (TM 750-244-6)
 (TM 750-244-7)

ITERATION: 1 2 3 4 5 M (Circle)
COMMANDER/LEADER ASSESSMENT: T P U (Circle)

CONDITIONS: The commander has been ordered to evacuate the position and destroy or disable those items of equipment and supplies the unit cannot evacuate. The unit has analog and digital communications with higher HQ. Tactical operations are under way IAW the OPORD, the unit TSOP, and higher HQ TSOPs. A threat force penetration of the unit's position is expected to occur within a specified period of time. Initial hasty displacement preparations were made during the defense buildup. Destruction of supplies and equipment has been previously coordinated with higher HQ staff element and EOD personnel. Unit destruction plan, applicable publications, supplies, and equipment are available. This task is performed under all day and night environmental conditions. The unit is subject to air, NBC, and ground Level I threat forces attack. Some iterations of this task should be performed in MOPP4.

TASK STANDARDS: The unit evacuates its position within the time specified by the higher HQ staff element and destroys or disables selected supplies, equipment, documents, COMSEC/IEW equipment and other critical items that cannot be evacuated (medical items must not be destroyed). At MOPP4, performance degradation factors increase the time required to destroy supplies and equipment.

TASK STEPS AND PERFORMANCE MEASURES	GO	NO-GO
*1. Commander directs selected supplies and equipment to destroy or disable.		
a. Identifies critical equipment and supplies to destroy or disable.		
b. Identifies computer and computer related hardware and software to destroy.		
c. Prioritizes destruction and disablement of selected equipment based on denying its value to the enemy.		
d. Briefs platoon and section leaders on situation and destruction priorities.		
e. Consolidates requests for EOD or engineer support received from the platoons and sections.		
f. Follows guidelines contained in the destruction plan, company and battalion TSOPs, and EOD or engineer publications.		
g. Assigns tasks and responsibilities.		
h. Requests EOD or engineer support through S2/S3 section as required.		
i. Consolidates destruction reports received from the platoons and sections.		
j. Provides consolidated destruction report to S2/S3 section IAW TSOP.		
k. Enforces safety procedures IAW TSOP and publications.		
l. Enforces environmental stewardship protection program procedures.		

TASK STEPS AND PERFORMANCE MEASURES	GO	NO-GO
*2. Platoon and section leaders supervise destruction or disabling of supplies and equipment.		
a. Identify supplies and equipment to destroy or disable.		
b. Identify destruction or disabling method.		
c. Direct destruction or disabling of supplies and equipment.		
d. Report completed destruction to commander.		
e. Enforce safety procedures IAW TSOP and publications.		
f. Enforce environmental stewardship protection program procedures.		
3. Platoon and section personnel destroy or disable tracked and wheeled vehicles (to include construction equipment).		
a. Drain the engine oil.		
b. Drain equipment hydraulic systems and cut hydraulic hoses.		
c. Slash all tires.		
d. Run engines until they seize, as applicable.		
e. Burn hoses, belts, and so forth, as applicable.		
f. Destroy vital elements, such as the gearbox, starter, engine block, transmission, instrument panel, and any communication equipment.		
g. Employ safety procedures IAW TSOP and publications.		
h. Employ environmental stewardship protection program procedures.		
4. Platoon and section personnel destroy or disable all critical supplies, computer and noncomputer-related communications equipment, and COMSEC/IEW materiel.		
a. Record all COMSEC/IEW materiel identified for destruction or disablement.		
b. Destroy analog and/or digital communication components IAW with applicable TM.		
c. Burn COMSEC/IEW codes, keys, password lists, software, and any other perishable classified items.		
d. Destroy ETMs and other automated or nonautomated documents IAW TSOP.		
e. Destroy or render computer and computer-related hardware and software inoperative IAW appropriate TM.		
f. Destroy supplies IAW appropriate TM and TSOP.		
g. Employ safety procedures IAW applicable reference.		
h. Employ environmental stewardship protection program procedures.		
*5. Platoon and section leaders arrange for destruction of supplies and equipment with explosives.		
a. Identify items for destruction.		
b. Review explosive detonation procedures.		
c. Estimate type and amount of explosive material required.		
d. Provide commander with explosive material requirement estimate.		
e. Request EOD or engineer support, through commander as required.		
*6. Platoon and section leaders submit status reports to the commander.		
a. Submit certificate of destruction of supply items destroyed by class of supply.		
b. Submit certificate of destruction of tracked and wheeled vehicles, construction equipment, and special purpose vehicles destroyed or disabled.		

TASK STEPS AND PERFORMANCE MEASURES	GO	NO-GO
c. Submit certificate of destruction of analog and/or digital communication equipment destroyed or disabled.		
d. Submit certificate of destruction of COMSEC/IEW items destroyed.		
e. Submit certificate of destruction of computer hardware and software destroyed.		
f. Submit report of platoon and section's capability to continue with assigned missions.		

TASK PERFORMANCE / EVALUATION SUMMARY BLOCK							
ITERATION	1	2	3	4	5	M	TOTAL
TOTAL TASK STEPS EVALUATED							
TOTAL TASK STEPS "GO"							
TRAINING STATUS "GO"/"NO-GO"							

"*" indicates a leader task step.

SUPPORTING INDIVIDUAL TASKS: NONE
SUPPORTING COLLECTIVE TASKS: NONE
OPFOR TASKS AND STANDARDS: NONE

- ELEMENTS:** Company Headquarters
 Food Service Section
 Unit Maintenance Section
 Supply Operations Office
 Deprocessing Platoon Headquarters
 Deprocessing Section
 Supply Platoon Headquarters
 Materiel Storage & Handling Section
 Materiel Storage & Maintenance Section

TASK: Treat Casualties (08-2-0003.63-0001)
 FM 4-25.11 (FM 21-11) (AR 600-8-1) (FM 3-4)
 (FM 3-5) FM 4-02 (FM 8-10) (FM 8-10-6)
 FM 4-02.7 (FM 8-10-7) (FM 8-285) (FM 8-55)

ITERATION: 1 2 3 4 5 M (Circle)
COMMANDER/LEADER ASSESSMENT: T P U (Circle)

CONDITIONS: The unit has sustained casualties. The unit has no organic medical personnel. Threat force contact has been broken. Soldiers have been wounded and may have chemical contamination or non-battle injuries. Some unit personnel have been assigned the additional duty of combat lifesavers. Unit personnel are performing self-buddy aid and combat lifesavers are providing advance treatment until medical treatment personnel arrive. Higher HQ TSOP and OPORD are available.

Note: This task should not be trained in MOPP4 except when treating NBC casualties. Some iterations of this task should be performed in MOPP4.

TASK STANDARDS: Unit personnel provide treatment for casualties IAW FM 4-25.11 (FM 21-11), FM 8-285, and combat lifesavers certification standards. At MOPP4, performance degradation factors increase the time required to provide treatment and limit the type of treatment provided.

TASK STEPS AND PERFORMANCE MEASURES	GO	NO-GO
*1. Commander and leaders supervise treatment of casualties. (121-030-3534)		
a. Develop treatment plan.		
b. Monitor treatment for compliance with FM 4-25.11 (FM 21-11) and to ensure all casualties are treated.		
c. Direct employment of combat lifesavers to treat casualties.		
d. Report casualties as required.		
e. Coordinate replenishment of Class VIII supplies with the supporting unit IAW the TSOP.		
f. Direct distribution of Class VIII supplies and equipment IAW the TSOP.		
g. Enforce QC procedures for Class VIII items issued to control team elements.		
2. Unit elements survey each casualty. (04-8310.00-3007, 081-831-1000)		
a. Check for responsiveness.		
b. Check for breathing.		
c. Check for bleeding.		
d. Check for head injury.		
e. Check for shock.		
f. Check for fractures, to include cervical spine and back fractures.		
g. Check for burns.		

TASK STEPS AND PERFORMANCE MEASURES	GO	NO-GO
3. Unit elements administer life-saving treatment. (04-8310.00-3008, 04-8310.00-3009, 081-831-1003, 081-831-1042)		
a. Clear all objects from throat of casualty.		
b. Use jaw thrust method to open airway if cervical spine injury is suspected.		
c. Perform mouth-to-mouth resuscitation to restore casualty's breathing IAW CPR procedures.		
4. Unit elements control hemorrhage. (04-8310.00-3010, 04-8310.00-3011, 081-831-1016, 081-831-1017)		
a. Apply manual direct pressure to wound.		
b. Elevate extremities.		
c. Apply pressure dressing to wound.		
d. Apply digital pressure to pressure points.		
e. Apply tourniquet as last resort.		
5. Unit elements dress wounds. (04-8310.00-3024, 04-8310.00-3025, 04-8310.00-3026, 081-831-1025, 081-831-1026, 081-831-1033)		
a. Apply occlusive dressing to an open chest wound if possible.		
b. Apply dressing to an open abdominal wound.		
c. Apply dressing to an open head wound.		
6. Unit elements splint suspected fractures. (04-8310.00-3013, 081-831-1034)		
a. Employ available materials to splint injury.		
b. Splint fracture in position found.		
c. Restrict movement of extremities.		
d. Check circulation for impairment.		
7. Unit elements treat casualties with burns. (04-8310.00-3014, 081-831-1007)		
a. Extinguish thermal burn agent(s).		
b. Remove chemical burn agent(s).		
c. Eliminate electrical burn source.		
d. Uncover burn unless stuck to clothing or a chemical environment exists.		
e. Apply field dressing.		
8. Unit elements treat environmental injuries. (04-8310.00-3018, 04-8310.00-3020, 081-831-1008, 081-831-1009)		
a. Administer first aid for heat injuries.		
b. Administer first aid for heat stroke.		
c. Administer first aid for frost bite.		
9. Unit elements treat chemical casualties. (04-8310.00-3016, 081-831-1031)		
a. Take immediate protective steps to protect self and warn others IAW FM 8-285.		
b. Protect casualty from further contamination.		
c. Administer nerve agent antidote IAW FM 4-25.11 (FM 21-11) and FM 8-285.		
d. Decontaminate casualty IAW FM 8-285 if necessary.		
10. Unit elements prevent shock. (04-8310.00-3012, 081-831-1005)		

TASK STEPS AND PERFORMANCE MEASURES	GO	NO-GO
a. Position casualty in the correct anti-shock position IAW FM 4-25.11 (FM 21-11).		
b. Loosen clothing and equipment.		
c. Prevent casualty from chilling and overheating.		
d. Calm casualty by reassuring him.		
11. Unit combat lifesavers perform advanced treatment. (081-831-1000, 081-831-1007, 081-831-1008, 081-831-1009, 081-831-1031)		
a. Evaluate casualty for condition and type of treatment needed.		
b. Measure casualty's vital signs.		
c. Record casualty's vital signs.		
NOTE: Vital signs are monitored throughout treatment for abnormalities and required immediate action.		
d. Insert oropharyngeal airway in an unconscious casualty.		
e. Apply a splint to a fractured limb.		
f. Administer first aid to chemical agent casualties.		
g. Initiate an intravenous infusion for hypovolemic shock.		
h. Identify environmental injuries.		
i. Treat environmental injuries.		
j. Manage BF casualties.		

TASK PERFORMANCE / EVALUATION SUMMARY BLOCK							
ITERATION	1	2	3	4	5	M	TOTAL
TOTAL TASK STEPS EVALUATED							
TOTAL TASK STEPS "GO"							
TRAINING STATUS "GO"/"NO-GO"							

SUPPORTING INDIVIDUAL TASKS		
Task Number	Task Title	References
081-831-1000	Evaluate a Casualty	STP 10-92M15-SM-TG STP 21-1-SMCT
081-831-1003	Clear an Object From the Throat of a Conscious Casualty	STP 10-92M15-SM-TG STP 21-1-SMCT
081-831-1005	Prevent Shock	STP 10-92M15-SM-TG STP 21-1-SMCT
081-831-1007	Give First Aid for Burns	STP 10-92M15-SM-TG STP 21-1-SMCT
081-831-1008	Give First Aid for Heat Injuries	STP 10-92M15-SM-TG STP 21-1-SMCT
081-831-1009	Give First Aid for Frostbite	STP 10-92M15-SM-TG STP 21-1-SMCT
081-831-1016	Put on a Field or Pressure Dressing	STP 10-92M15-SM-TG STP 21-1-SMCT
081-831-1017	Put on a Tourniquet	STP 10-92M15-SM-TG STP 21-1-SMCT

SUPPORTING INDIVIDUAL TASKS		
Task Number	Task Title	References
081-831-1025	Apply a Dressing to an Open Abdominal Wound	STP 10-92M15-SM-TG
		STP 21-1-SMCT
081-831-1026	Apply a Dressing to an Open Chest Wound	STP 10-92M15-SM-TG
		STP 21-1-SMCT
081-831-1031	Administer First Aid to a Nerve Agent Casualty (Buddy-Aid)	STP 10-92M15-SM-TG
		STP 21-1-SMCT
081-831-1033	Apply a Dressing to an Open Head Wound	STP 10-92M15-SM-TG
		STP 21-1-SMCT
081-831-1034	Splint a Suspected Fracture	STP 10-92M15-SM-TG
		STP 21-1-SMCT
081-831-1042	Perform Mouth-To-Mouth Resuscitation	STP 10-92M15-SM-TG
		STP 21-1-SMCT

“*” indicates a leader task step.

SUPPORTING COLLECTIVE TASKS: NONE
OPFOR TASKS AND STANDARDS: NONE

ELEMENT: Unit Maintenance Section

TASK: Set Up Maintenance Section (10-2-0020)
 (FM 10-27-2) (DA PAM 750-35) (FM 10-27-1)
 (FM 10-27-3) (FM 10-500-9) (FM 20-3)
 (FM 3-100.4) (FM 42-414)

ITERATION: 1 2 3 4 5 M (Circle)

COMMANDER/LEADER ASSESSMENT: T P U (Circle)

CONDITIONS: The unit chain of command assesses the occupation and initiates the directions for setup. A new AO for the maintenance section has been selected in a field site or MOUT environment. The unit's TSOP is available. The defense of the area is also being established during this time. Setup operations may occur during day and night. Some iterations of this task should be performed in MOPP4.

TASK STANDARDS: The maintenance section sets up IAW unit's layout plan.

TASK STEPS AND PERFORMANCE MEASURES	GO	NO-GO
*1. Motor sergeant supervises the setup of the maintenance section. (031-503-3004, 031-503-3006, 031-503-3008, 071-326-5775)		
a. Revises layout plan based on current situation.		
b. Designates location of equipment based on the revised layout plan.		
c. Briefs the updated layout plan to the unit commander.		
d. Inspects setup to ensure it is IAW the layout plan.		
e. Submits equipment status report to unit headquarters and airdrop office.		
f. Submits personnel status report to unit headquarters and airdrop office.		
g. Enforces safety and security procedures.		
h. Enforces environmental stewardship procedures.		
2. Maintenance Section personnel set up maintenance area. (071-326-5703, 071-326-5705)		
a. Enter unit communications net IAW current communications instructions and TSOP.		
b. Set up maintenance tent IAW applicable TM, other required shelters, as needed, and equipment IAW applicable publications.		
c. Set up salvage collection area.		
d. Establish traffic pattern for vehicle safety and security operations.		
e. Safeguard equipment and repair parts.		
f. Camouflage vehicles, shelters, and equipment IAW FM 20-3.		
g. Employ safety and security procedures.		
h. Employ environmental stewardship procedures.		

TASK PERFORMANCE / EVALUATION SUMMARY BLOCK							
ITERATION	1	2	3	4	5	M	TOTAL
TOTAL TASK STEPS EVALUATED							
TOTAL TASK STEPS "GO"							
TRAINING STATUS "GO"/"NO-GO"							

SUPPORTING INDIVIDUAL TASKS		
Task Number	Task Title	References
031-503-3004	Supervise the Crossing of a Contaminated Area	STP 10-92M15-SM-TG
		STP 21-24-SMCT
031-503-3006	Supervise Radiation Monitoring	STP 10-92M15-SM-TG
		STP 21-24-SMCT
031-503-3008	Implement Mission-Oriented Protective Posture	STP 10-92M15-SM-TG
		STP 21-24-SMCT
071-326-5703	Construct Individual Fighting Positions	STP 10-92M15-SM-TG
		STP 21-1-SMCT
071-326-5705	Establish an Observation Post	STP 10-92M15-SM-TG
		STP 21-24-SMCT
071-326-5775	Coordinate With an Adjacent Platoon	STP 10-92M15-SM-TG
		STP 21-24-SMCT

SUPPORTING COLLECTIVE TASKS	
Task Number	Task Title
63-2-4008	Perform Advance/Quartering Party Activities

“*” indicates a leader task step.

OPFOR TASKS AND STANDARDS: NONE

ELEMENTS: Deprocessing Section
 Materiel Storage & Handling Section
 Materiel Storage & Maintenance Section

TASK: Receive, Store, and Issue Class VII Supplies (10-2-0778)
 (FM 10-15) (FM 100-10) (FM 10-27-1)
 (FM 3-100.4) (FM 3-4) (FM 3-5)
 (STP 10-92A12-SM-TG) (STP 10-92A35-SM-TG) (STP 10-92ABDII-MQS)

ITERATION: 1 2 3 4 5 M (Circle)

COMMANDER/LEADER ASSESSMENT: T P U (Circle)

CONDITIONS: The materiel storage and maintenance section has received requests for Class VII supplies from supported units. The section is performing its mission of receiving, storing, and issuing Class VII supplies, as well as maintaining the corps reserve. The section location may be a field site or MOUT environment. The section operates day and night. The TSOP is available. Defensive measures are continually employed. The enemy is capable of conducting NBC, air, or ground warfare. Some iterations should be done in MOPP4.

TASK STANDARDS: Class VII supplies are issued to supported units IAW the TSOP and established schedules and in amounts directed by the supply operations office. At MOPP4, performance degradation factors increase time required to receive, store, and issue supplies.

TASK STEPS AND PERFORMANCE MEASURES	GO	NO-GO
*1. Materiel control and handling supervisor supervises the materiel storage and handling section.		
a. Supervises receipt of Class VII supplies.		
b. Coordinates with deprocessing platoon and materiel storage and handling section for receipt of Class VII supplies.		
c. Supervises storage of Class VII supplies.		
d. Supervises issue of Class VII supplies.		
e. Coordinates with materiel storage and handling section for packing and crating of Class VII supplies.		
f. Coordinates with materiel storage and handling section for loading Class VII supplies.		
g. Forwards reports and records to platoon headquarters.		
h. Enforces safety procedures.		
2. Materiel storage and maintenance section receives Class VII supplies.		
a. Checks Class VII supplies and documentation for quality and quantity.		
b. Positions Class VII supplies in proper location.		
c. Employs safety procedures.		
3. Materiel storage and maintenance section stores Class VII supplies.		
a. Sets up stock location file IAW FM 10-15.		
b. Maintains Class VII supplies in proper location.		
c. Protects Class VII supplies from fire, weather, theft, and NBC contamination.		
d. Stores Class VII supplies IAW FM 10-15.		
e. Performs organic maintenance to ensure Class VII supplies are prepared for issue.		
f. Conducts required inventories.		

TASK STEPS AND PERFORMANCE MEASURES	GO	NO-GO
g. Employs safety procedures.		
4. Materiel storage and maintenance section issues Class VII supplies to the materiel storage and handling section.		
a. Processes MRO.		
b. Corrects deficiencies noted in deprocessing platoon's technical inspection of Class VII supplies that are ready for issue.		
c. Notifies platoon headquarters that Class VII supplies are ready for issue.		
d. Verifies signature cards for proper authorization.		
e. Issues Class VII supplies to materiel storage and handling section.		
f. Forwards issue documents to platoon headquarters.		
g. Employs safety procedures.		

TASK PERFORMANCE / EVALUATION SUMMARY BLOCK							
ITERATION	1	2	3	4	5	M	TOTAL
TOTAL TASK STEPS EVALUATED							
TOTAL TASK STEPS "GO"							
TRAINING STATUS "GO"/"NO-GO"							

"**" indicates a leader task step.

SUPPORTING INDIVIDUAL TASKS: NONE
SUPPORTING COLLECTIVE TASKS: NONE
OPFOR TASKS AND STANDARDS: NONE

- ELEMENTS:** Company Headquarters
 Food Service Section
 Unit Maintenance Section
 Supply Operations Office
 Deprocessing Platoon Headquarters
 Deprocessing Section
 Supply Platoon Headquarters
 Materiel Storage & Handling Section
 Materiel Storage & Maintenance Section

TASK: Perform Unit Mortuary Affairs Operations (10-2-4513)
 (JTTP 4-06) (AR 40-66) (DOD MFFIMS)
 (FM 10-64) (FM 3-100.4) (FM 3-4)
 (FM 3-5) (STP 21-1-SMCT)

ITERATION: 1 2 3 4 5 M (Circle)
COMMANDER/LEADER ASSESSMENT: T P U (Circle)

CONDITIONS: The unit has sustained fatalities. The unit may have the capability to perform an air reconnaissance. Some remains may be contaminated. Non-mortuary affairs personnel may perform this task. The commander has assigned search and recovery team leader(s) and personnel. The unit has analog and/or digital communications with higher HQ. The higher HQ OPORD, the unit TSOP, and higher HQ TSOP are available. This task is performed under all day and night environmental conditions. The unit is subject to air, NBC, and all levels of threat forces attacks. Some iterations of this task should be performed in MOPP4.

TASK STANDARDS: Search, recovery, evacuation, and emergency burial operations are performed IAW the TSOP and OPORD. At MOPP4, performance degradation factors increase time required for performing mortuary affairs.

TASK STEPS AND PERFORMANCE MEASURES	GO	NO-GO
1. Search and recovery team leader(s) prepare for the search. (03-5104.00-0007, 03-5104.00-0026)		
a. Review all reports concerning the incident.		
b. Perform a map, terrain, or aerial reconnaissance of the search area.		
c. Coordinate map reconnaissance with higher headquarters.		
d. Identify resource requirement for the mission.		
e. Arrange for search team's transportation to and from recovery site.		
f. Identify additional support requirements.		
g. Request additional support requirements from the S4 section using analog and/or digital communications or messenger. Follow up with a requisition for additional supplies.		
h. Coordinate NBC and EOD assistance with the unit HQ using analog and/or digital communications or messenger.		
i. Coordinate security of search area with unit HQ using analog and/or digital communications messenger.		
j. Brief personnel.		
k. Relay the last known location (grid coordinates) of the remains to higher headquarters if the recovery cannot be performed.		
2. Search and recovery team leader(s) prepare for movement to recovery site.		

TASK STEPS AND PERFORMANCE MEASURES	GO	NO-GO
a. Conduct pre-inspection of all vehicles, soldier's personal equipment, and mission-essential equipment and forms.		
b. Develop a load plan.		
c. Supervise loading of equipment in accordance with load plans.		
d. Verify route.		
3. Search and recovery team(s) move to the recovery site.		
a. Conduct movement based upon tactical situation.		
b. Adhere to appropriate convoy or road-march procedures.		
4. Search and recovery team leader(s) supervise search, recovery, and evacuation operations. (101-515-1900, S3-9001.18-0001, S3-9001.18-0002)		
a. Determine the best search methods to use in the particular area.		
b. Ensure search is conducted during the daylight hours.		
c. Brief search and recovery team(s) on operational procedures.		
d. Ensure soldiers are wearing appropriate protective gear.		
e. Issue personal effects bags, human remains pouches, if available, and NBC agent tags.		
f. Assign areas of search to each team of which the sum equals the entire search area, as directed by the commander.		
g. Assign a portion of the search area to an individual team member.		
h. Monitor search and recovery team(s) operations for compliance with TSOP and the commander's guidance.		
5. Search and recovery team(s) conduct the search.		
a. Search assigned areas for remains and personal effects.		
b. Mark locations of remains, portions, and personal effects with color-coded pin flags IAW FM 10-64.		
c. Initiate FMC for each remains IAW AR 40-66.		
d. Prepare recovery site sketch indicating locations where remains and personal effects were found.		
6. Search and recovery team(s) recover remains. (101-515-1900, S3-9001.18-0001)		
a. Inspect immediate area for booby traps and NBC contaminants.		
b. Ensure remains are covered or shrouded at all times when not being examined.		
c. Verify that DD Form 1380 (U.S. Field Medical Card) is attached to the remains.		
d. Ensure DD Form 567 (Record of Search and Recovery) is prepared for each remains or to document mission if no remains are found.		
e. Ensure DD Form 565 (Statement of Recognition of Deceased) is completed, if unit personnel knew the deceased.		
f. Ensure the areas around the remains are searched for personal effects and possible disassociated personal effects.		
g. Perform procedures for initial identification.		
h. Attach to contagious remains a tag marked with a large "C", and the identity of each contagion and contaminant.		

TASK STEPS AND PERFORMANCE MEASURES	GO	NO-GO
NOTE: Remains found in a contaminated area are to be handled IAW procedures set forth in JTTP 4-06 and evacuated directly to the mortuary affairs collection point (MACP).		
i. Place personal effects in a personal effects bag, if available, and attach to remains.		
j. Prepare a sketch of the recovery site showing major landmarks.		
k. Prepare a map overlay of the recovery site using analog and/or digital devices or manually.		
l. Forward SITREP IAW TSOP to the unit HQ using analog and digital communications or messenger.		
m. Employ environmental stewardship protection program procedures.		
7. Search and recovery team(s) evacuate remains to the nearest MACP. (03-5104.00-0007, 101-515-1900)		
a. Coordinate evacuation of recovered remains to collection points with the support operations section using analog and digital communications.		
b. Ensure all records prepared at the recovery site are complete and accurate before departing the area.		
c. Ensure the remains are transported feet first.		
d. Ensure remains awaiting evacuation are shrouded from public view and guarded or escorted.		
e. Transport the remains in the most expedient manner possible to the nearest MACP.		
f. Ensure all transportation assets can provide cover for the remains while being transported.		
g. Ensure a summary report is submitted to higher headquarters to document the search and recovery mission.		
NOTE: Remains should only be transported in an ambulance as a last resort. If remains cannot be evacuated to a MACP in a timely manner, perform steps 8 and 9.		
8. Search and recovery team leader(s) supervise isolated interments.		
a. Identify specific isolated interment site in coordination with the unit HQ using analog and/or digital communications or messenger.		
b. Supervise isolated interment marking IAW JTTP 4-06, FM 10-64, TSOP, and current directives		
c. Supervise the burial of all recovered remains and their personal effects.		
d. Report burial data to unit HQ using analog and/or digital communications or messenger.		
e. Employ environmental stewardship protection program procedures.		
9. Search and recovery team(s) perform isolated interments.		
a. Prepare the isolated interment site(s) IAW appropriate JTTP 4-06, FM 10-64, TSOP, and current directives.		
b. Mark all interment sites IAW FM 10-64.		
c. Employ environmental stewardship protection program procedures.		

TASK PERFORMANCE / EVALUATION SUMMARY BLOCK							
ITERATION	1	2	3	4	5	M	TOTAL
TOTAL TASK STEPS EVALUATED							
TOTAL TASK STEPS "GO"							
TRAINING STATUS "GO"/"NO-GO"							

SUPPORTING INDIVIDUAL TASKS		
Task Number	Task Title	References
03-5104.00-0007	Supervise Graves Registration Support	STP 21-II-MQS
03-5104.00-0026	Plan Graves Registration Support	STP 21-II-MQS
101-515-1900	Perform Mortuary Affairs Operations	STP 10-92M15-SM-TG
		STP 21-1-SMCT
S3-9001.18-0001	Manage Organizational Stress	STP 21-II-MQS
S3-9001.18-0002	Minimize Combat Stress	STP 21-II-MQS

"**" indicates a leader task step.

SUPPORTING COLLECTIVE TASKS: NONE
OPFOR TASKS AND STANDARDS: NONE

- ELEMENTS:** Company Headquarters
 Food Service Section
 Unit Maintenance Section
 Supply Operations Office
 Deprocessing Platoon Headquarters
 Deprocessing Section
 Supply Platoon Headquarters
 Materiel Storage & Handling Section
 Materiel Storage & Maintenance Section

TASK: Provide Human Resources Support (63-2-4015)
 (AR 600-8-104) (AR 220-1) (AR 380-5)
 (AR 600-8-1) (AR 600-8-19) (AR 600-8-2)
 (FM 12-6) (STP 21-24-SMCT)

ITERATION: 1M 2M 3M 4M 5M (Circle)
COMMANDER/LEADER ASSESSMENT: T P U (Circle)

CONDITIONS: The higher HQ S1 requires a personnel daily summary report. The unit has analog and/or digital communications with higher HQ. The higher HQ OPORD, the unit TSOP, and higher HQ TSOP are available. The unit HQ is required to continuously support combat operations over a prolonged period of time. Unit personnel may have been killed, wounded, captured, and/or missing. Replacements are arriving and administrative issues need to be resolved. The tactical situation allows time for personnel and administrative actions. This task is performed simultaneously with other support and operational tasks. Field-expedient and natural shelters are available. This task is performed under all day and night environmental conditions. The unit is subject to air, NBC, and all levels of threat forces attacks. This task is always performed in MOPP4.

TASK STANDARDS: Personnel and administrative support services are provided as prescribed by TSOP and OPORD. At MOPP4, personnel and administrative support is reduced to minimal essential actions.

TASK STEPS AND PERFORMANCE MEASURES	GO	NO-GO
1. Unit HQ processes casualty reports. (121-030-3534)		
a. Maintains situational awareness using analog and/or digital communications.		
b. Verifies reports for completeness and accuracy.		
c. Forwards 100 percent accurate reports and witness statements to higher HQ staff element within 24 hours of incident using analog and/or digital communications.		
d. Updates unit battle roster to reflect 100 percent accuracy.		
2. Unit HQ performs strength accounting. (03-0170.01-1005)		
a. Consolidates elements' personnel status reports.		
b. Forwards personnel status report to the higher HQ staff element NLT time specified in the OPORD and TSOP using analog and/or digital communications.		
c. Updates battle roster to reflect 100 percent accuracy.		
3. Unit HQ performs equipment status reporting. (03-4976.90-0501)		
a. Consolidates elements' equipment status reports.		
b. Forwards equipment status reports to higher HQ staff element NLT time specified in the OPORD and TSOP using analog and/or digital communications.		
4. Unit HQ processes replacements.		

TASK STEPS AND PERFORMANCE MEASURES	GO	NO-GO
a. Inspects all replacement personnel for proper weapons, MOPP gear, equipment, clothing, and shot records.		
b. Briefs replacements on tactical situation.		
c. Briefs replacements on chain of command and specific duties.		
d. Issues required supplies and equipment.		
e. Escorts unit replacements to assigned area.		
f. Records replacement data on battle reports.		
g. Coordinates transportation for movement of replacement individuals for supported unit to the gaining activity using analog and/or digital communications.		
h. Coordinates with support medical element for required immunizations using analog and/or digital communications.		
5. Unit HQ provides administrative support. (03-0150.00-1008, 03-9080.10-1002, 03-3711.12-0002, S1-9080.00-0001)		
a. Forwards 100 percent accurate personnel and finance support requests to higher HQ staff element within 24 hours using analog and/or digital communications.		
b. Coordinates UCMJ actions with the battalion legal clerk using analog and/or digital communications.		
c. Administers unit awards program IAW procedures prescribed in the higher HQ TSOP.		
d. Provides unit-level mail service as prescribed by appropriate regulations and unit TSOP.		
e. Maintains classified materials IAW appropriate regulations.		
6. Unit HQ implements microcomputer and ULC security procedures (Digital Units Only).		
a. Establishes "controlled access" procedures to ULC and microcomputer area(s).		
b. Restricts access to computers by use of classified passwords.		
c. Rotates operator passwords every 30 days or earlier if compromise is suspected.		
d. Monitors ULC and microcomputers for proper usage.		
e. Establishes computer report distribution procedures.		
7. Unit HQ provides health, welfare, and morale support. (03-0001.00-0028, 03-5105.00-0002)		
a. Coordinates for the distribution of specialty packs and sundry items IAW higher HQ OPORD and TSOP using analog and/or digital communications.		
b. Monitors unit field feeding for compliance with the TSOP.		
c. Monitors unit sleep and rest plan for compliance with the TSOP.		
d. Supervises physical conditioning program.		
e. Coordinates laundry and shower exchange support with the S4 section using analog and/or digital communications.		
f. Coordinates for religious activity support using analog and/or digital communications.		
g. Disseminates health, welfare, and morale support information to all subelements using analog and/or digital communications.		

TASK PERFORMANCE / EVALUATION SUMMARY BLOCK							
ITERATION	1M	2M	3M	4M	5M		TOTAL
TOTAL TASK STEPS EVALUATED							
TOTAL TASK STEPS "GO"							
TRAINING STATUS "GO"/"NO-GO"							

SUPPORTING INDIVIDUAL TASKS		
Task Number	Task Title	References
081-831-0102	Supervise Unit Preventive Medicine and Field Sanitation Procedures	STP 10-92M15-SM-TG
		STP 21-24-SMCT
121-030-3534	Report Casualties	STP 10-92M15-SM-TG
		STP 21-24-SMCT

"*" indicates a leader task step.

SUPPORTING COLLECTIVE TASKS: NONE

OPFOR TASKS AND STANDARDS: NONE

ELEMENTS: Company Headquarters
 Food Service Section
 Unit Maintenance Section
 Supply Operations Office
 Deprocessing Platoon Headquarters
 Deprocessing Section
 Supply Platoon Headquarters
 Materiel Storage & Handling Section
 Materiel Storage & Maintenance Section

TASK: Provide Food Service Support (63-2-4056)
 (FM 10-23) AR 30-22 (AR 30-21) (FM 10-27-2)
 (FM 21-10) (FM 3-100.4) (STP 10-92G1-SM)
 (STP 10-92G25-SM-TG) (TB MED 530) (TM 10-412)

ITERATION: 1M 2M 3M 4M 5M (Circle)
COMMANDER/LEADER ASSESSMENT: T P U (Circle)

CONDITIONS: The division commander's guidance is that soldiers will be fed at least one hot meal per day. The unit has analog and digital communications with higher HQ, and tactical operations are underway IAW the OPORD, the unit TSOP, and higher HQ TSOPs. Food is prepared as far forward as practical based on the tactical situation. Field kitchens are set up and food is being prepared in support of operations. Rations and water have been secured, and additional rations requested. Unit strength reports are available. Disposal facilities have been prepared. This task is performed under all environmental conditions, both day and night. The unit is subject to air, NBC, and ground Level I threat forces attack. This task is always performed in MOPP4.

TASK STANDARDS: Unit provides food service support IAW field feeding plan, TSOP, and commander's guidance.

TASK STEPS AND PERFORMANCE MEASURES	GO	NO-GO
*1. Senior food operations sergeant plans food service support. (101-524-3275, 101-524-3278, 101-524-3279, 101-92G-2163, 101-92G-3275, 101-92G-3278, 101-92G-3279)		
a. Verifies strengths of all supported units.		
b. Requests required amount of subsistence from supporting Class I point.		
c. Prepares personnel work schedules.		
d. Assigns duties to all food service personnel.		
e. Prepares production schedule as required.		
f. Coordinates distribution of food to supported unit's LRP or supporting field kitchen site.		
g. Develops NBC decontamination procedures for equipment, supplies, and personnel.		
h. Coordinates food service personnel defensive duties with unit CP.		
i. Requests kitchen mess attendants' support from supported units (as applicable).		
j. Enforces safety procedures IAW TSOP and publications.		
k. Enforces environmental stewardship protection program procedures.		
l. Enforces food safety procedures IAW TB MED 530.		
m. Determines field kitchen equipment and food service personnel requirements.		

TASK STEPS AND PERFORMANCE MEASURES	GO	NO-GO
<p>*2. Senior food operations sergeant supervises field kitchen operations. (101-524-3107, 101-524-3202, 101-524-3203, 101-524-3257, 101-524-3260, 101-524-3266, 101-524-3267, 101-524-3268, 101-524-3275, 101-524-3276, 101-524-3278, 101-524-3279, 101-524-3282, 101-92G-2163, 101-92G-2164, 101-92G-2165, 101-92G-2166, 101-92G-2203, 101-92G-2205, 101-92G-3107, 101-92G-3202, 101-92G-3203, 101-92G-3257, 101-92G-3260, 101-92G-3266, 101-92G-3267, 101-92G-3268, 101-92G-3275, 101-92G-3276, 101-92G-3278, 101-92G-3279)</p>		
<p>a. Establishes operational hours as prescribed by the field feeding plan and commander's guidance or both.</p>		
<p>b. Prepares work schedules consistent with personnel availability and meal schedules.</p>		
<p>c. Monitors equipment operations, maintenance, and safety for compliance with appropriate TMs and TSOP.</p>		
<p>d. Coordinates additional supply requests with unit supply representative or other supply support element(s).</p>		
<p>e. Forwards food service personnel and equipment status reports to unit CP using analog and digital communications, wire, messenger or fax.</p>		
<p>f. Performs periodic inspections of personnel and equipment for proper operations and personal hygiene.</p>		
<p>g. Monitors employment of preventive medicine measures for compliance with field sanitation policies and procedures in the TSOP.</p>		
<p>h. Supervises decontamination of contaminated equipment, supplies, and personnel.</p>		
<p>i. Enforces safety procedures IAW TSOP and publications.</p>		
<p>j. Enforces environmental stewardship protection program procedures.</p>		
<p>3. Food service personnel pick up and store subsistence items. (101-524-1205, 101-524-1206)</p>		
<p>a. Inspect vehicle for cleanliness and proper dunnage.</p>		
<p>b. Inspect subsistence items for condition and quantity.</p>		
<p>c. Prepare shortages, overages, and unsatisfactory subsistence listings.</p>		
<p>d. Sign required documentation.</p>		
<p>e. Transport subsistence items from Class I point to food preparation area.</p>		
<p>f. Store subsistence items IAW security measures and appropriate directives.</p>		
<p>g. Wash packaged or canned food after NBC attack.</p>		
<p>h. Employ safety procedures IAW TSOP and publications.</p>		
<p>i. Employ environmental stewardship protection program procedures.</p>		
<p>j. Employ food safety procedures IAW TB MED 530.</p>		
<p>4. Food service personnel prepare meals. (101-524-1260, 101-524-1263, 101-524-3275, 101-524-3278, 101-524-3279, 101-92G-1260, 101-92G-1263, 101-92G-3275, 101-92G-3278, 101-92G-3279)</p>		
<p>a. Inspect field kitchen equipment using appropriate TMs for proper operations.</p>		
<p>b. Employ personal hygiene measures.</p>		
<p>c. Perform preliminary food preparation procedures.</p>		
<p>d. Prepare menu items according to production schedule, when applicable.</p>		
<p>e. Employ field sanitation measures.</p>		

TASK STEPS AND PERFORMANCE MEASURES	GO	NO-GO
f. Prepare food for transport.		
g. Employ safety measures IAW TSOP and publications.		
h. Employ environmental stewardship protection procedures.		
i. Inspect insulated food containers and beverage dispensers to ensure that they are preheated/prechilled.		
j. Inspect insulated food containers and beverage dispensers to ensure that the food is properly packed and labeled for remote feeding.		
k. Inspect that all items to support remote feeding are assembled and packed.		
l. Employ food safety procedures IAW TB MED 530.		
5. Food service personnel issue Class I to unit representative (1SG/supply sergeant).		
a. Verify headcount with 1SG/supply sergeant.		
b. Integrate prepared food and other Class I items into the next scheduled LOGPAC for delivery to supported unit (when applicable).		
c. Issue prepared food in insulated food containers.		
d. Issue beverages in beverage dispensers.		
e. Issue sanitized serving utensils, plates, cups, flatware, and condiments to support the meal.		
f. Employ safety procedures IAW TSOP and publications.		
g. Employ environmental stewardship protective program procedures.		
6. Food service personnel/unit personnel (depending on the method of feeding) serve meals.		
a. Employ personal hygiene measures.		
b. Set up serving line as dictated by the tactical situation.		
c. Inspect mess kits (if used) to ensure they are sanitized prior to serving.		
d. Employ portion control.		
e. Maintain food at proper temperature.		
f. Replenish food items.		
g. Destroy opened food after NBC attack.		
h. Employ safety measures IAW TSOP and publications.		
i. Employ environmental stewardship program protection procedures.		
7. Food service personnel maintain equipment. (101-92G-1260)		
a. Perform before, during, and after operations PMCS on assigned equipment.		
b. Maintain proper temperatures of wash and rinse water on wash line.		
c. Clean cooking equipment.		
d. Sanitize cooking equipment.		
e. Store clean equipment to allow air-drying.		
f. Employ safety procedures IAW TSOP and publications.		
g. Employ environmental stewardship protection program procedures.		
8. Food service personnel perform waste disposal.		
a. Initiate effective trash management procedures.		
b. Perform liquid waste disposal.		

TASK STEPS AND PERFORMANCE MEASURES	GO	NO-GO
c. Perform solid waste disposal.		
d. Clean vehicle thoroughly with prescribed cleaning agents.		
e. Sanitize vehicle thoroughly with prescribed cleaning agents.		
f. Employ field sanitation measures.		
g. Employ safety procedures IAW TSOP and publications.		
h. Employ environmental stewardship protection program procedures.		

TASK PERFORMANCE / EVALUATION SUMMARY BLOCK							
ITERATION	1M	2M	3M	4M	5M		TOTAL
TOTAL TASK STEPS EVALUATED							
TOTAL TASK STEPS "GO"							
TRAINING STATUS "GO"/"NO-GO"							

SUPPORTING INDIVIDUAL TASKS		
Task Number	Task Title	References
101-524-1102	Maintain Safety Standards	STP 10-92G1-SM
		STP 10-92G1-SM DRAFT
		STP 10-92M15-SM-TG
101-524-1103	Retain Nutrients in Food Products	STP 10-92G1-SM
		STP 10-92G1-SM DRAFT
		STP 10-92M15-SM-TG
101-524-1151	Perform Preliminary Food Preparation Procedures	STP 10-92G1-SM
		STP 10-92G1-SM DRAFT
		STP 10-92M15-SM-TG
101-524-1152	Prepare and Cook Meat, Poultry, and Seafood	STP 10-92G1-SM
		STP 10-92G1-SM DRAFT
		STP 10-92M15-SM-TG
101-524-1160	Prepare and Cook Fillings, Icing, and Glazes	STP 10-92G1-SM
		STP 10-92G1-SM DRAFT
		STP 10-92M15-SM-TG
101-524-1161	Prepare and Bake Bread Products	STP 10-92G1-SM
		STP 10-92G1-SM DRAFT
		STP 10-92M15-SM-TG
101-524-1162	Prepare and Cook Egg Products	STP 10-92G1-SM
		STP 10-92G1-SM DRAFT
		STP 10-92M15-SM-TG
101-524-1205	Store Subsistence Items	STP 10-92G1-SM
		STP 10-92G1-SM DRAFT
		STP 10-92M15-SM-TG
101-524-1206	Check Subsistence Supplies for Quantity and Condition	STP 10-92G1-SM
		STP 10-92G1-SM DRAFT
		STP 10-92M15-SM-TG
101-524-1260	Perform Cleaning and Sanitation Services at a Field Kitchen	STP 10-92G1-SM
		STP 10-92G1-SM DRAFT
		STP 10-92M15-SM-TG

SUPPORTING INDIVIDUAL TASKS		
Task Number	Task Title	References
101-524-1263	Store, Prepare, and Serve T Rations and B Rations	STP 10-92G1-SM
		STP 10-92G1-SM DRAFT
		STP 10-92M15-SM-TG
101-524-3107	Supervise the Preparing, Serving, and Storage of Food Items to Ensure Optimal Nutritional Value	STP 10-92G25-SM-TG
		STP 10-92M15-SM-TG
101-524-3202	Request and Turn-in Subsistence Items Under the Army Field Feeding System (AFFS)	STP 10-92G25-SM-TG
		STP 10-92M15-SM-TG
101-524-3203	Receive and Turn-in Subsistence Items Under the Army Ration Credit System (ARCS)	STP 10-92G25-SM-TG
		STP 10-92M15-SM-TG
101-524-3257	Supervise Field Kitchen Sanitation Operations	STP 10-92G25-SM-TG
		STP 10-92M15-SM-TG
101-524-3260	Brief Headcounter and Process Headcount Forms	STP 10-92G25-SM-TG
		STP 10-92M15-SM-TG
101-524-3266	Supervise Personnel in the Operation, Cleaning, and Maintenance of Dining Facility Equipment	STP 10-92G25-SM-TG
		STP 10-92M15-SM-TG
101-524-3267	Supervise Personnel in the Operation, Cleaning, and Maintenance of the Field Feeding Equipment	STP 10-92G25-SM-TG
		STP 10-92M15-SM-TG
101-524-3268	Supervise the Receipt and Storage of Subsistence Items	STP 10-92G25-SM-TG
		STP 10-92M15-SM-TG
101-524-3275	Supervise the Operation and Maintenance of the Mobile Kitchen Trailer (MKT)	STP 10-92G25-SM-TG
		STP 10-92M15-SM-TG
101-524-3276	Monitor and Provide Technical Guidance for the Operation and Maintenance of the Kitchen Company Level Field Feeding (KCLFF)	STP 10-92G25-SM-TG
		STP 10-92M15-SM-TG
101-524-3278	Schedule Shift Work, Develop Work Schedules, and Supervise Food Service Personnel	STP 10-92G25-SM-TG
		STP 10-92M15-SM-TG
101-524-3279	Determine Requirements and Establish Procedures in Support of Field Operations	STP 10-92G25-SM-TG
		STP 10-92M15-SM-TG
101-524-3282	Conduct Quality Assurance Evaluation of Food Preparation and Finished Products	STP 10-92G25-SM-TG
		STP 10-92M15-SM-TG

“*” indicates a leader task step.

SUPPORTING COLLECTIVE TASKS: NONE
OPFOR TASKS AND STANDARDS: NONE

- ELEMENTS:** Company Headquarters
 Food Service Section
 Unit Maintenance Section
 Supply Operations Office
 Deprocessing Platoon Headquarters
 Deprocessing Section
 Supply Platoon Headquarters
 Materiel Storage & Handling Section
 Materiel Storage & Maintenance Section

TASK: Combat Battlefield Stress (63-2-4303) (FM 22-51) (FM 100-14) (FM 6-22.5)

ITERATION: 1 2 3 4 5 M (Circle)

COMMANDER/LEADER ASSESSMENT: T P U (Circle)

CONDITIONS: The unit has been involved in operations over a prolonged period of time and personnel are exhibiting signs of battlefield stress. The unit has analog and/or digital communications with higher HQ. The higher HQ OPORD, unit TSOP, and higher HQ TSOP are available. The commander has directed that battlefield stress management procedures be implemented. The unit's sleep plan and TSOP to manage BF soldiers has been developed. Personnel have been cross-trained on critical tasks. This task is performed under all day and night environment conditions. The unit is subject to air, NBC, and all levels of threat forces attack. Some iterations of this task should be performed in MOPP4.

TASK STANDARDS: Unit applies techniques that counter battlefield stress. Techniques used prevent degradation of morale, training, and physical condition of unit personnel.

TASK STEPS AND PERFORMANCE MEASURES	GO	NO-GO
*1. Commander and leaders perform stress prevention leader actions. (O3-9001.11-0002, S3-9001.18-0002)		
a. Issue warning orders, OPORDs, and FRAGOs to the lowest possible level using analog and/or digital communications.		
b. Provide soldiers an accurate assessment of the friendly and enemy situation.		
c. Brief leaders' intention to all unit personnel.		
d. Speak positively concerning the unit's missions, purpose, and abilities.		
e. Encourage a positive attitude throughout the unit.		
f. Institute an information dissemination plan designed to quell and prevent rumors.		
g. Inform personnel of availability of religious support.		
h. Implement buddy system to observe signs of stress or BF among the soldiers and leaders.		
*2. Commander and leaders implement sleep plan.		
a. Provide a safe and secure area away from vehicles and other high-noise activities.		
b. Adjust sleep plan as dictated by tactical situation.		
c. Enforce the sleep plan IAW the TSOP.		
*3. Leaders implement task rotation or restructuring procedures.		
a. Alternate cross-trained unit personnel on critical tasks, as required.		
b. Rotate unit personnel between demanding and nondemanding tasks.		

TASK STEPS AND PERFORMANCE MEASURES	GO	NO-GO
c. Assign two soldiers to function independently on tasks requiring a high degree of accuracy.		
d. Adjust task rotation policies and procedures to the tactical situation.		
*4. Leaders implement stress-coping and management techniques. (S3-9001.18-0002)		
a. Integrate new unit members into the unit immediately.		
b. Assist soldiers in resolving family/home-related problems.		
c. Provide instruction on relaxation technique to all personnel prior to deployment.		
d. Conduct routine after-action stress debriefings.		
e. Conduct unit award, decoration, recognition, and memorial ceremonies.		
*5. Commander and leaders implement stress control techniques.		
a. Implement a plan to deal with mild, seriously stressed, or BF cases.		
b. Assign soldiers who show signs of stress or BF to simple tasks.		
c. Direct personnel to be supportive of BF or stressed soldiers.		
d. Refer soldiers showing signs of serious stress or BF to supporting MTF for medical evaluation.		
e. Reintegrate RTD soldiers into their specific element.		
6. Unit personnel employ stress prevention measures.		
a. Maintain a positive attitude concerning the unit's mission, purpose, and abilities.		
b. Comply with the commander's sleep plan.		
c. Identify other soldiers with signs of stress or BF.		
d. Provide immediate buddy aid support.		
e. Report signs of stress or BF in other soldiers to immediate supervisor.		
f. Accept new unit members immediately.		
g. Practice relaxation techniques at appropriate times and places.		
h. Participate in buddy system and after-action stress debriefings.		

TASK PERFORMANCE / EVALUATION SUMMARY BLOCK							
ITERATION	1	2	3	4	5	M	TOTAL
TOTAL TASK STEPS EVALUATED							
TOTAL TASK STEPS "GO"							
TRAINING STATUS "GO"/"NO-GO"							
SUPPORTING INDIVIDUAL TASKS							
Task Number	Task Title					References	

"*" indicates a leader task step.

SUPPORTING COLLECTIVE TASKS: NONE
OPFOR TASKS AND STANDARDS: NONE

ELEMENTS: Company Headquarters
 Food Service Section
 Unit Maintenance Section
 Supply Operations Office
 Deprocessing Platoon Headquarters
 Deprocessing Section
 Supply Platoon Headquarters
 Materiel Storage & Handling Section
 Materiel Storage & Maintenance Section

TASK: Process Enemy Prisoners of War (63-2-4304)
 FM 3-19.40 (FM 19-40)

ITERATION: 1 2 3 4 5 M (Circle)

COMMANDER/LEADER ASSESSMENT: T P U (Circle)

CONDITIONS: Threat soldiers are surrendering or being captured. The unit is supporting tactical operations. An EPW collection point has been established in the support area. The unit has analog and/or digital communications with higher HQ. The higher HQ OPORD, the unit TSOP, and higher HQ TSOP are available. This task is performed under all day and night environmental conditions. The unit is subject to air, NBC, and all levels of threat forces attacks. Some iterations of this task should be performed in MOPP4.

TASK STANDARDS: Unit evacuates EPW to the designated EPW holding area within the time prescribed in the TSOP and/or higher HQ directives. At MOPP4, EPW processing and evacuation times increase significantly.

TASK STEPS AND PERFORMANCE MEASURES	GO	NO-GO
*1. Commander and leaders supervise EPW processing in the unit area. (071-331-0820, O3-3751.01-0101)		
a. Disseminate designated EPW collection point(s) locations to all subelements using analog and/or digital communications.		
b. Coordinate disposition of EPW with higher HQ staff element before transporting to the rear using analog and/or digital communications.		
c. Monitor processing procedures to ensure compliance with the TSOP and current INTSUM.		
2. Unit personnel search EPW. (O3-3711.13-0001)		
a. Remove all weapons and documents.		
b. Return personal items of no military intelligence value.		
c. Provide EPW a receipt for personal items taken.		
d. Tag each EPW and each item removed with date/time group, location of capture, capturing unit, and circumstances of capture.		
3. Unit personnel segregate EPW.		
a. Segregate EPW by rank, sex, deserters, civilians, nationality, and ideology, when possible.		
b. Treat EPW casualties.		
NOTE: See Task 63-2-4517 for detailed treatment procedures.		
c. Transport EPW casualties.		
NOTE: See Task 63-2-4316 for detailed transportation procedures.		
d. Report casualties to higher HQ staff element using analog and/or digital communications.		

TASK STEPS AND PERFORMANCE MEASURES	GO	NO-GO
4. Unit personnel silence EPW.		
a. Prevent EPW leaders from giving orders.		
b. Prevent communications between captured personnel.		
c. Conduct no conversations in front of EPW except to issue orders and maintain discipline.		
5. Unit personnel transport EPW to the rear. (071-331-0820)		
a. Remove EPW from dangers of the immediate battle area.		
b. Prevent abuse of EPW by fellow soldiers or local populace.		
c. Transport EPW to the nearest collection point by vehicle.		
NOTE: If transportation is unavailable and time and distance factors permit, march EPW to the nearest collection point; if EPWs are held, water and rations must be provided.		

TASK PERFORMANCE / EVALUATION SUMMARY BLOCK							
ITERATION	1	2	3	4	5	M	TOTAL
TOTAL TASK STEPS EVALUATED							
TOTAL TASK STEPS "GO"							
TRAINING STATUS "GO"/"NO-GO"							

SUPPORTING INDIVIDUAL TASKS		
Task Number	Task Title	References
071-331-0820	Analyze Terrain	STP 10-92M15-SM-TG
		STP 21-24-SMCT

"**" indicates a leader task step.

SUPPORTING COLLECTIVE TASKS: NONE
OPFOR TASKS AND STANDARDS: NONE

- ELEMENTS:** Company Headquarters
 Food Service Section
 Unit Maintenance Section
 Supply Operations Office
 Deprocessing Platoon Headquarters
 Deprocessing Section
 Supply Platoon Headquarters
 Materiel Storage & Handling Section
 Materiel Storage & Maintenance Section

TASK: Process Captured Documents and Equipment (63-2-4305)
 (FM 34-54) (STP 21-24-SMCT)

ITERATION: 1 2 3 4 5 M (Circle)

COMMANDER/LEADER ASSESSMENT: T P U (Circle)

CONDITIONS: Threat equipment and documents have been captured. The unit has analog and/or digital communications with higher HQ. The higher HQ OPORD, the unit TSOP, and higher HQ TSOP are available. The unit is supporting tactical operations. This task is performed under all day and night environmental conditions. The unit is subject to air, NBC, and all levels of threat forces attacks. Some iterations of this task should be performed in MOPP4.

TASK STANDARDS: Unit processes all captured documents and equipment IAW disposition instructions from the S2/S3 section and the battalion TSOP. At MOPP4, documents and equipment processing and disposition times increase.

TASK STEPS AND PERFORMANCE MEASURES	GO	NO-GO
1. Commander and leaders supervise captured document and equipment processing. (03-3711.12-0001, 191-377-5250)		
a. Disseminate to all subelements instructions and procedures for processing captured documents and equipment using analog and/or digital communications.		
b. Coordinate disposition of captured documents and equipment with S2/S3 using analog and/or digital communications.		
c. Coordinate with S2/S3, plans-operations branch for transportation of equipment to the rear using analog and/or digital communications.		
d. Monitor processing procedures to ensure compliance with the TSOP and plans-operations branch guidance.		
2. Unit personnel report capture of documents or equipment to S3, plans-operations branch.		
a. Process reports on documents and equipment IAW FM 34-54 and the TSOP.		
b. Request disposition of captured documents and equipment from the plans-operations branch, S2/S3, and S4 section using analog and/or digital communications.		
c. Tag all captured documents and equipment before evacuation.		
3. Unit executes approved disposition of captured documents and equipment.		
a. Evacuate captured equipment IAW disposition instructions.		
b. Destroy the captured equipment (less medical) IAW disposition instructions.		
NOTE: If tactical situation does not permit equipment destruction or evacuation, or other special instructions exist, abandon captured equipment IAW disposition instructions.		

TASK STEPS AND PERFORMANCE MEASURES	GO	NO-GO
c. Evacuate documents through plan-operations branch to intelligence personnel.		

TASK PERFORMANCE / EVALUATION SUMMARY BLOCK							
ITERATION	1	2	3	4	5	M	TOTAL
TOTAL TASK STEPS EVALUATED							
TOTAL TASK STEPS "GO"							
TRAINING STATUS "GO"/"NO-GO"							

SUPPORTING INDIVIDUAL TASKS		
Task Number	Task Title	References
191-377-5250	Handle Enemy Personnel and Equipment	STP 10-92M15-SM-TG STP 21-24-SMCT
191-379-4450	Supervise Handling of Enemy Personnel and Equipment at Unit Level	STP 10-92M15-SM-TG STP 21-24-SMCT
301-337-6001	Process Captured Materiel	STP 10-92M15-SM-TG STP 21-24-SMCT

"**" indicates a leader task step.

SUPPORTING COLLECTIVE TASKS: NONE
OPFOR TASKS AND STANDARDS: NONE

- ELEMENTS:** Company Headquarters
 Food Service Section
 Unit Maintenance Section
 Supply Operations Office
 Deprocessing Platoon Headquarters
 Deprocessing Section
 Supply Platoon Headquarters
 Materiel Storage & Handling Section
 Materiel Storage & Maintenance Section

TASK: Perform Field Sanitation Functions (63-2-4315)
 (FM 21-10) (AR 40-5) FM 4-25.12 (FM 21-10-1)
 (FM 3-100.4) (FM 3-4) (STP 21-24-SMCT)

ITERATION: 1 2 3 4 5 M (Circle)
COMMANDER/LEADER ASSESSMENT: T P U (Circle)

CONDITIONS: The unit is in the field without permanent sanitation or water facilities. Health hazards exist requiring field sanitation procedures. The unit has analog and/or digital communications with higher HQ. The higher HQ OPORD, the unit TSOP, and higher HQ TSOP are available. A trained unit field sanitation team is assisting the commander in preventing any health threat. All required sanitation equipment is available. Field sanitation activities are continuous and are performed simultaneously with other operational tasks. This task is performed under all day and night environment conditions. The unit is subject to air, NBC, and ground Level I threat forces attack. Some iterations of this task should be performed in MOPP4.

TASK STANDARDS: Field sanitation measures are accomplished IAW the TSOP, OPORD, FM 21-10, and FM 4-25.12 (FM 21-10-1). Field sanitation team (FST) performs field sanitation activities IAW the TSOP, commander's guidance, FM 21-10, and FM 4-25.12 (FM 21-10-1). At MOPP4, only minimal essential field sanitation activities are performed.

TASK STEPS AND PERFORMANCE MEASURES	GO	NO-GO
*1. Commander directs field sanitation measures. (O3-8310.00-9000)		
a. Directs field sanitation activities to counter the health threat, including actions such as setting up handwashing stations near each latrine and ration-handling area.		
b. Monitors field sanitation activities for compliance with TSOP and FM 21-10.		
c. Enforces individual field sanitation measures.		
d. Requests assistance from higher HQ for health-related problems that are beyond the expertise of the FST IAW TSOP, OPORD, and CHS plan using the appropriate system.		
e. Enforces safety procedures IAW TSOP and publications.		
f. Enforces environmental stewardship protection program procedures.		
2. FST supervises unit field sanitation activities. (O3-8310.00-9000)		
a. Maintains field sanitation basic load IAW AR 40-5 and FM 4-25.12 (FM 21-10-1).		
b. Supervises distribution of field sanitation basic load items IAW AR 40-5 and FM 4-25.12 (FM 21-10-1).		
c. Tests unit water supply for required chlorine residual IAW FM 21-10, FM 4-25.12 (FM 21-10-1), and TSOP.		
d. Monitors personnel to ensure use of protective measures against arthropods (skin, repellent, bednet, clothing, and bednet repellent) and rodents IAW applicable directives and commander's guidance.		

TASK STEPS AND PERFORMANCE MEASURES	GO	NO-GO
e. Monitors personnel for employment of correct hygiene measures such as handwashing.		
f. Supervises installation of appropriate latrine facilities based on terrain and FM 21-10.		
g. Inspects latrines and urinals IAW FM 21-10, FM 4-25.12 (FM 21-10-1), and TSOP.		
h. Inspects latrines and urinals IAW FM 4-25.12 (FM 21-10-1) and TSOP.		
i. Inspects liquid and solid waste disposal facilities to ensure compliance with FM 21-10, FM 4-25.12 (FM 21-10-1), and TSOP.		
j. Inspects handwashing devices IAW TSOP.		
k. Inspects transport, storage, preparation, and service of food for compliance with FM 21-10, FM 4-25.12 (FM 21-10-1), and TSOP.		
l. Provides advice, recommendations, and training requirements to the commander.		
m. Enforces safety procedures IAW TSOP and publications.		
n. Enforces environmental stewardship protection program procedures.		
3. Unit elements employ field sanitation measures. (03-8310.00-3021, 03-8310.00-3022, 03-8310.00-3023, 04-8310.00-3017, 04-8310.00-3019)		
a. Maintain prescribed load of water purification materials IAW AR 40-5, FM 4-25.12 (FM 21-10-1), and TSOP.		
b. Prepare nonpotable water for personal use IAW FM 21-10 and TSOP.		
c. Consume only water designated as potable.		
d. Maintain latrines and handwashing facilities IAW FM 4-25.12 (FM 21-10-1) and TSOP.		
e. Employ preventive measures against cold and heat injuries.		
f. Employ personal hygiene measures.		
g. Employ preventive measures against arthropod and rodent infestation, to include using skin, clothing, and bed net repellent.		
h. Report field sanitation deficiencies to FST.		
i. Employ safety procedures IAW TSOP and publications.		
j. Employ environmental stewardship protection program procedures.		

TASK PERFORMANCE / EVALUATION SUMMARY BLOCK							
ITERATION	1	2	3	4	5	M	TOTAL
TOTAL TASK STEPS EVALUATED							
TOTAL TASK STEPS "GO"							
TRAINING STATUS "GO"/"NO-GO"							

"*" indicates a leader task step.

SUPPORTING COLLECTIVE TASKS: NONE
OPFOR TASKS AND STANDARDS: NONE

- ELEMENTS:** Company Headquarters
 Food Service Section
 Unit Maintenance Section
 Supply Operations Office
 Deprocessing Platoon Headquarters
 Deprocessing Section
 Supply Platoon Headquarters
 Materiel Storage & Handling Section
 Materiel Storage & Maintenance Section

TASK: Transport Casualties (63-2-4316)
 (FM 8-10-6) (FM 12-6) FM 4-25.11 (FM 21-11)
 (FM 3-100.4) (FM 3-4) (FM 3-5)
 FM 3-21.38 (FM 57-38) FM 4-02.7 (FM 8-10-7) (STP 21-1-SMCT)
 (STP 21-24-SMCT)

ITERATION: 1 2 3 4 5 M (Circle)
COMMANDER/LEADER ASSESSMENT: T P U (Circle)

CONDITIONS: Unit personnel are wounded and some may be chemically contaminated. Threat force contact has been broken. Unit defenses have been reorganized. Some wounded EPW casualties may require evacuation. The unit has analog and/or digital communications with higher HQ. The higher HQ OPORD, the unit TSOP, and higher HQ TSOP are available. Casualties must be evacuated from fighting positions to designated casualty collection points. All methods of transportation are employed. This task is performed simultaneously with other reorganization tasks. This task is performed under all day and night environmental conditions. The unit is subject to air, NBC, and all levels of threat forces attacks. Some iterations of this task should be performed in MOPP4.

TASK STANDARDS: Casualties are transported as soon as tactical situation permits IAW TSOP, OPORD, the provisions of the Geneva Convention, and FM 8-10-6. At MOPP4, performance degradation factors increase the time required to evacuate casualties.

TASK STEPS AND PERFORMANCE MEASURES	GO	NO-GO
*1. Unit commander and leaders supervise transportation of casualties.		
a. Identify casualty collection points using analog and/or digital communications or messenger.		
b. Identify transportation requirements.		
c. Supervise preparation of casualties for transport.		
d. Coordinate transportation of casualties from unit area with higher HQ staff element IAW TSOP and FM 8-10-6 using analog and/or digital communications or messenger.		
e. Coordinate security requirements for the pick-up site with subelements and higher HQ staff element using analog and/or digital communications or messenger.		
f. Disseminate transportation information to unit personnel using analog and/or digital communications.		
g. Forward casualty feeder report and witness statements to higher HQ staff element IAW TSOP and FM 12-6 using analog and/or digital communications or messenger.		
2. Unit elements prepare casualties for transport.		
a. Treat casualties.		
NOTE: See Task 08-2-0003.63-0001 for detailed treatment procedures.		

TASK STEPS AND PERFORMANCE MEASURES	GO	NO-GO
b. Report casualties using analog and/or digital communications or messenger, as required.		
c. Collect classified documents such as SOI/SSI, maps, overlays, and key lists.		
d. Secure custody of organizational equipment IAW the TSOP.		
e. Forward spot casualty reports to unit HQ IAW TSOP using analog and/or digital communications.		
3. Unit elements transport casualties to casualty collection points using manual carries. (04-8310.00-3027, 04-8310.00-3028, 081-831-1040, 081-831-1041)		
a. Select type of manual carry appropriate to situation and injury.		
b. Transport casualty without causing further injury IAW FM 8-10-6.		
4. Unit elements transport casualties to casualty collection points using litter carries. (04-8310.00-3028)		
a. Identify litter team(s).		
b. Construct improvised litter from available material, as required.		
c. Secure casualty on litter.		
d. Transport casualty without causing further injury IAW FM 8-10-6.		
5. Unit elements transport casualties to a MTF using available vehicles.		
a. Load maximum number of casualties with the most seriously injured last IAW FM 8-10-6; this will allow a "last in, first out" unloading procedure.		
b. Secure casualties in vehicle.		
c. Transport casualties without causing further injury IAW FM 8-10-6.		
*6. Commander and leaders request aeromedical transportation, as needed. (081-831-0101)		
a. Transmit request IAW OPORD, TSOP, and FM 8-10-6 using analog and/or digital communications.		
b. Select landing site that provides sufficient space for helicopter hover, landing, and takeoff IAW FM 8-10-6 and FM 3-21.38 (FM 57-38).		
c. Supervise removal of all dangerous objects likely to be blown about prior to aircraft arrival.		
d. Supervise security of landing site IAW the TSOP.		
7. Unit elements assist in loading ambulance.		
a. Employ proper carrying and loading techniques IAW FM 8-10-6.		
b. Load casualties in the sequence directed by crew.		
c. Load casualty without causing unnecessary discomfort.		
d. Employ safety procedures IAW the TSOP and FM 8-10-6.		
e. Employ environmental stewardship protection program procedures.		
8. Unit elements transport chemically contaminated casualties. (031-503-1015)		
a. Assume MOPP4.		
b. Mark contaminated casualties IAW the TSOP.		
c. Notify supporting MTF that contaminated casualties are en route to their location using analog and/or digital communications.		
d. Transport casualties directly to a designated decontamination and treatment station.		

TASK STEPS AND PERFORMANCE MEASURES	GO	NO-GO
e. Protect casualty from further contamination during transport.		
9. Unit personnel transport EPW casualties.		
a. Maintain security of EPW casualties IAW the TSOP.		
b. Search EPW casualties for weapons and ordnance prior to transport.		
c. Transport EPW casualties IAW the provisions of the Geneva Convention agreements and the TSOP.		

TASK PERFORMANCE / EVALUATION SUMMARY BLOCK							
ITERATION	1	2	3	4	5	M	TOTAL
TOTAL TASK STEPS EVALUATED							
TOTAL TASK STEPS "GO"							
TRAINING STATUS "GO"/"NO-GO"							

SUPPORTING INDIVIDUAL TASKS		
Task Number	Task Title	References
031-503-1015	Protect Yourself From NBC Injury/Contamination With Mission-Oriented Protective Posture (MOPP) Gear	STP 10-92M15-SM-TG
		STP 21-1-SMCT
081-831-0101	Request Medical Evacuation	STP 10-92M15-SM-TG
		STP 21-24-SMCT
081-831-1040	Transport a Casualty Using a One-Man Carry	STP 10-92M15-SM-TG
		STP 21-1-SMCT
081-831-1041	Transport a Casualty Using a Two-Man Carry or an Improvised Litter	STP 10-92M15-SM-TG
		STP 21-1-SMCT
121-030-3534	Report Casualties	STP 10-92M15-SM-TG
		STP 21-24-SMCT

"*" indicates a leader task step.

SUPPORTING COLLECTIVE TASKS: NONE
OPFOR TASKS AND STANDARDS: NONE

ELEMENTS: Company Headquarters
 Food Service Section
 Unit Maintenance Section
 Supply Operations Office
 Deprocessing Platoon Headquarters
 Deprocessing Section
 Supply Platoon Headquarters
 Materiel Storage & Handling Section
 Materiel Storage & Maintenance Section

TASK: Perform Risk Management Procedures (63-2-4326)
 (FM 100-14) (DA PAM 385-1) (FM 3-100.4)

ITERATION: 1 2 3 4 5 M (Circle)

COMMANDER/LEADER ASSESSMENT: T P U (Circle)

CONDITIONS: The unit is deployed in a tactical environment supporting operations. Safety hazards for personnel and equipment exist. Hazards increase as operations intensify. The unit has analog and/or digital communications with higher HQ. The higher HQ OPORD, unit TSOP, and higher HQ TSOP are available. This task is performed under all day and night environmental conditions. The unit is subject to air, NBC, and all levels of threat forces attacks. Some iterations of this task should be performed in MOPP4.

TASK STANDARDS: Potential safety problems for tasks are identified and either reduced or eliminated. At MOPP4 performance degradation factors increase implementation time for risk management procedures.

TASK STEPS AND PERFORMANCE MEASURES	GO	NO-GO
*1. Commander and leaders identify risk and or safety hazards. (O3-9003.02-0001, O3-9003.03-0001)		
a. Maintain situational awareness using analog and/or digital communications.		
b. Identify specified and implied missions and tasks in the OPLAN, OPORD, and FRAGO using analog and/or digital communications or messenger.		
c. Identify all risks associated with specified and implied missions or tasks.		
d. Integrate safety into every phase of the planning process.		
e. Contrast the benefits of safety measures to the unit's mission versus the potential cost of risk or safety hazards.		
f. Conduct continuous assessment of phases of operations for safety and risk reduction.		
*2. Commander and leaders evaluate risk or safety hazards identified during operations.		
a. Identify previously executed unsafe acts and their corrective actions.		
b. Identify all unwarranted risks.		
c. Compare identified risk to acceptable risk level stated in the commander's intent and based on the training objective.		
d. Calculate projected equipment and personnel losses from accidents by reviewing historical records.		
e. Describe operations in terms of risk level (extremely high, high, medium, low).		
f. Prepare courses of action that minimize accidental losses.		
*3. Commander and leaders eliminate or reduce risk and safety hazards. (O3-9003.02-0001, O3-9003.03-0001)		

TASK STEPS AND PERFORMANCE MEASURES	GO	NO-GO
a. Select course of action that maximizes operational effectiveness and minimizes risks.		
b. Develop procedures that reduce risk.		
c. Provide guidance that enhances safety in all phases of operation.		
d. Prescribe safety and protective equipment that enhances safety and reduces risks.		
e. Enforce environmental stewardship protection program procedures.		
4. Unit personnel employ safety enhancement procedures.		
a. Practice safety procedures during all mission rehearsals and operations.		
b. Correct unsafe acts on the spot.		
c. Report to unit safety officer risk or safety violations beyond unit's corrective level.		
d. Employ environmental stewardship protection program.		

TASK PERFORMANCE / EVALUATION SUMMARY BLOCK							
ITERATION	1	2	3	4	5	M	TOTAL
TOTAL TASK STEPS EVALUATED							
TOTAL TASK STEPS "GO"							
TRAINING STATUS "GO"/"NO-GO"							

"*" indicates a leader task step.

SUPPORTING COLLECTIVE TASKS: NONE
OPFOR TASKS AND STANDARDS: NONE

ELEMENTS: Company Headquarters
 Food Service Section
 Unit Maintenance Section
 Supply Operations Office
 Deprocessing Platoon Headquarters
 Deprocessing Section
 Supply Platoon Headquarters
 Materiel Storage & Handling Section
 Materiel Storage & Maintenance Section

TASK: Receive Resupply by Airdrop (63-2-4514)
 (FM 10-500-7) (FM 3-100.4)

ITERATION: 1 2 3 4 5 M (Circle)

COMMANDER/LEADER ASSESSMENT: T P U (Circle)

CONDITIONS: Since normal supply support transportation is unavailable, supplies and equipment have been requested by airdrop. Materiel handling equipment (MHE) and vehicles have been requested. Airdrop of supplies and equipment may be preplanned or immediate. The unit has analog and digital communications with higher HQ. The higher HQ OPORD, the unit TSOP, and higher HQ TSOP are available. This task is performed under most environmental conditions, both day and night. The unit is subject to air, NBC, and ground Level I threat forces attack. Some iterations of this task should be performed in MOPP4.

TASK STANDARDS: Supplies and equipment are derigged and airdrop items are recovered IAW with the TSOP and OPORD. At MOPP4, resupply by airdrop is significantly degraded.

TASK STEPS AND PERFORMANCE MEASURES	GO	NO-GO
1. Unit HQ prepares requests for supplies and equipment by airdrop.		
a. Identifies supplies and equipment needed.		
b. Forwards requests for additional supplies and equipment to higher HQ using analog and digital communications or messenger.		
c. Identifies drop zone.		
d. States date and time of airdrop on request.		
e. Forwards request for preplanned or immediate airdrop to higher HQ staff element using analog and digital communications or messenger.		
*2. Commander and element leaders develop airdrop supply and equipment receipt plan.		
a. Designate a recovery officer and safety officer.		
b. Verify delivery time and location with higher HQ staff element using digital devices, radio, wire, or messenger.		
c. Coordinate for DZ control with an Air Force combat control team or an Army pathfinder unit, through higher HQ staff element using analog and digital communications or messenger.		
d. Prepare recovery and alternate plans.		
e. Identify the number of people, equipment, and vehicles required for the recovery of supplies and equipment.		
f. Coordinate transportation and MHE support with higher HQ staff element using analog and digital communications or messenger.		
g. Enforce safety procedures IAW TSOP and publications.		
h. Identify environmental stewardship protection program procedures.		

TASK STEPS AND PERFORMANCE MEASURES	GO	NO-GO
i. Brief personnel on the tactical situation, recovery plan, and alternate plans.		
3. Unit receives supplies and equipment.		
a. Secures drop zone or AO.		
b. Derigs supplies and equipment.		
c. Records shortages.		
d. Identifies damaged items.		
e. Evacuates supplies and equipment.		
f. Retrieves airdrop rigging equipment.		
g. Buries or destroys airdrop rigging equipment that cannot be removed.		
h. Inspects the drop zone or area of operation (AO) to make certain no serviceable airdrop equipment is left behind.		
i. Forwards airdrop equipment to nearest salvage collection point or other location as directed by the S4 section.		
j. Forwards SITREP to higher HQ staff elements using analog and digital communications or messenger.		
k. Employs safety procedures IAW TSOP and publications.		
l. Employs environmental stewardship protection program procedures.		

TASK PERFORMANCE / EVALUATION SUMMARY BLOCK							
ITERATION	1	2	3	4	5	M	TOTAL
TOTAL TASK STEPS EVALUATED							
TOTAL TASK STEPS "GO"							
TRAINING STATUS "GO"/"NO-GO"							

"*" indicates a leader task step.

SUPPORTING INDIVIDUAL TASKS: NONE
SUPPORTING COLLECTIVE TASKS: NONE
OPFOR TASKS AND STANDARDS: NONE

ELEMENT: Company Headquarters

TASK: Provide Unit Supply Support (63-2-4515)
 (FM 10-27-4) (AR 710-2) (DA PAM 710-2-1)
 (FM 10-27-2) (FM 10-27-3) (FM 3-100.4)
 (STP 10-92Y1-SM) (STP 10-92Y24-SM-TG)

ITERATION: 1 2 3 4 5 M (Circle)
COMMANDER/LEADER ASSESSMENT: T P U (Circle)

CONDITIONS: Unit HQ is receiving requests for supplies from subordinate elements. The unit has analog and/or digital communications with higher HQ. The higher HQ OPORD, unit TSOP, and higher HQ TSOP are available. Equipment and supplies are arriving through supply channels, but additional supplies are required. Extra small arms and ammunition are stored in the supply area. Supply support is a continuous task that is performed simultaneously with other support and operational tasks. This task is performed under all day and night environmental conditions. The unit is subject to air, NBC, and ground Level I threat forces attack. Some iterations of this task should be performed in MOPP4.

TASK STANDARDS: Supplies, weapons, and ammunition requirements established by the TSOP and/or OPORD are on hand or coordinated for use, when needed. At MOPP4, unit supply support is reduced to minimum essential actions.

TASK STEPS AND PERFORMANCE MEASURES	GO	NO-GO
*1. Commander directs unit supply operations. (03-5101.00-0281, 03-5101.00-0284)		
a. Inspects supply records and status to ensure compliance with supply regulations, directives, and TSOP.		
b. Verifies ULLS-S4 input, records, and output for accuracy.		
c. Directs inventories of supplies and equipment to calculate assets on hand by using ULLS-S4-generated hand receipts and component of end item listings.		
NOTE: The commander prepares for inventories by having the supply sergeant access unit hand receipts and component listings from the ULLS-S4 main menu and printing out required reports.		
d. Updates the ULLS-S4 database using the annotated worksheets.		
e. Inspects unit equipment, weapons, and ammunition storage areas for compliance with supply regulations, directives, and TSOP.		
f. Directs issue of supplies and equipment IAW higher HQ guidance and/or TSOP sustainment controls.		
g. Forwards routine supply, weapons, and small arms ammunition requirements to higher HQ S4 section by inputting requests into ULLS-S4 and forwarding request data disks to the S4 section.		
h. Forwards emergency supply requests to the higher HQ S4 section, using analog and/or digital communications and following up with a supply request through ULLS-S4.		
i. Anticipates supply needs and requirements of the unit.		
*2. Supply sergeant supervises unit supply activities. (101-92Y-1002, 101-92Y-1003, 101-92Y-1004, 101-92Y-1116, 101-92Y-1119, 101-92Y-1200, 101-92Y-1201, 101-92Y-2113, 101-92Y-2114, 101-92Y-2115, 101-92Y-2116, 101-92Y-3001, 101-92Y-3002, 101-92Y-3110, 101-92Y-3203, 101-92Y-3204, 101-92Y-4110)		
a. Verifies supply due-in status from the ULLS-S4 document register.		

TASK STEPS AND PERFORMANCE MEASURES	GO	NO-GO
NOTE: The supply sergeant updates the ULLS-S4 document register regularly with status disks received from the SSA. The supply sergeant accesses the document register from the ULLS-S4 main menu to check statuses.		
b. Conducts inventories to calculate assets on hand using ULLS-S4 generated hand receipts and components of end-items listings.		
c. Develops supply storage plans.		
d. Monitors supply transactions to ensure compliance with established supply procedures.		
e. Supervises control of weapons and ammunition.		
f. Prepares input to material condition status reports maintained by the maintenance personnel by annotation of the ULLS-G generated equipment status sheets.		
g. Enforces safety procedures IAW TSOP and applicable publications.		
h. Enforces environmental stewardship protection program procedures.		
3. Unit HQ requests additional supplies. (101-92Y-1001, 101-92Y-1110, 101-92Y-1111, 101-92Y-1112, 101-92Y-1113, 101-92Y-1114, 101-92Y-1115, 101-92Y-1116, 101-92Y-1200, 101-92Y-1201, 101-92Y-1204, 101-92Y-2113, 101-92Y-2114, 101-92Y-2115)		
a. Collects requirements from elements using analog and/or digital communications or messenger.		
b. Calculates resupply requirements.		
c. Records requests on the ULLS-S4 document register.		
d. Forwards resupply request to higher HQ S4 section using analog and/or digital communications.		
4. Supply personnel receive supplies. (101-92Y-1110, 101-92Y-1113, 101-92Y-1114, 101-92Y-1115, 101-92Y-1116, 101-92Y-1117, 101-92Y-1118, 101-92Y-1200, 101-92Y-1201, 101-92Y-2113)		
a. Compare supply quantities and stock numbers requisitioned against quantities and stock numbers received.		
b. Update the ULLS-S4 document register with quantities and date received, as well as any new status on partial shipments.		
NOTE: Update document register by accessing it from the ULLS-S4 main menu and changing appropriate data fields.		
c. Forward supplies to requesting element.		

TASK PERFORMANCE / EVALUATION SUMMARY BLOCK							
ITERATION	1	2	3	4	5	M	TOTAL
TOTAL TASK STEPS EVALUATED							
TOTAL TASK STEPS "GO"							
TRAINING STATUS "GO"/"NO-GO"							

SUPPORTING INDIVIDUAL TASKS		
Task Number	Task Title	References
101-92Y-1001	Operate Unit Level Logistics-S4 System (ULLS-S4)	STP 10-92Y12-SM-TG
		STP 10-92M15-SM-TG

SUPPORTING INDIVIDUAL TASKS		
Task Number	Task Title	References
		STP 10-92Y1-SM
101-92Y-1002	Establish ULLS-S4 Security Accesses	STP 10-92Y1-SM (STP 10-76Y1-SM)
		STP 10-92M15-SM-TG
		STP 10-92Y1-SM
101-92Y-1003	Establish ULLS-S4 Unit Parameter Files	STP 10-92Y1-SM (STP 10-76Y1-SM)
		STP 10-92M15-SM-TG
		STP 10-92Y1-SM
101-92Y-1004	Establish ULLS-S4 Property Origin Record	STP 10-92Y1-SM (STP 10-76Y1-SM)
		STP 10-92M15-SM-TG
		STP 10-92Y1-SM
101-92Y-1110	Inventory Supplies and Equipment	STP 10-92Y1-SM (STP 10-76Y1-SM)
		STP 10-92M15-SM-TG
		STP 10-92Y1-SM
101-92Y-1111	Request Supplies and Equipment	STP 10-92Y1-SM (STP 10-76Y1-SM)
		STP 10-92M15-SM-TG
		STP 10-92Y1-SM
101-92Y-1112	Request Cancellation of Supplies	STP 10-92Y1-SM (STP 10-76Y1-SM)
		STP 10-92M15-SM-TG
		STP 10-92Y1-SM
101-92Y-1113	Receive Supplies and Equipment	STP 10-92Y1-SM (STP 10-76Y1-SM)
		STP 10-92M15-SM-TG
		STP 10-92Y1-SM
101-92Y-1114	Issue Supplies and Equipment	STP 10-92Y1-SM (STP 10-76Y1-SM)
		STP 10-92M15-SM-TG
		STP 10-92Y1-SM
101-92Y-1115	Store Selected Supplies and Equipment in Unit Storage Area	STP 10-92Y1-SM (STP 10-76Y1-SM)
		STP 10-92M15-SM-TG
		STP 10-92Y1-SM
101-92Y-1116	Maintain Due-in Status File for Requested Items	STP 10-92Y1-SM (STP 10-76Y1-SM)
		STP 10-92M15-SM-TG
		STP 10-92Y1-SM
101-92Y-1117	Turn In Supplies and Equipment	STP 10-92Y1-SM (STP 10-76Y1-SM)
		STP 10-92M15-SM-TG
		STP 10-92Y1-SM
101-92Y-1118	Transfer Supplies and Equipment	STP 10-92Y1-SM (STP 10-76Y1-SM)
		STP 10-92M15-SM-TG
		STP 10-92Y1-SM
101-92Y-1119	Prepare Unit Supply Files	STP 10-92Y1-SM (STP 10-76Y1-SM)
		STP 10-92M15-SM-TG

SUPPORTING INDIVIDUAL TASKS		
Task Number	Task Title	References
		STP 10-92Y1-SM
101-92Y-1200	Control Weapons and Ammunition in the Arms Room	STP 10-92Y1-SM (STP 10-76Y1-SM)
		STP 10-92M15-SM-TG
		STP 10-92Y1-SM
101-92Y-1201	Maintain Key Control	STP 10-92Y1-SM (STP 10-76Y1-SM)
		STP 10-92M15-SM-TG
		STP 10-92Y1-SM
101-92Y-1204	Perform Organizational Maintenance on Small Arms	STP 10-92Y1-SM (STP 10-76Y1-SM)
		STP 10-92M15-SM-TG
		STP 10-92Y1-SM
101-92Y-2113	Update Supply Status	STP 10-92M15-SM-TG
		STP 10-92Y1-SM
101-92Y-2114	Account for Absentee's Clothing, Equipment, and Personal Effects	STP 10-92M15-SM-TG
		STP 10-92Y1-SM
101-92Y-2115	Dispose of Absentee's Clothing, Equipment, and Personal Effects	STP 10-92M15-SM-TG
		STP 10-92Y1-SM
101-92Y-2116	Supervise Inventory of Supplies and Equipment	STP 10-92M15-SM-TG
		STP 10-92Y1-SM
101-92Y-3001	Verify ULLS-S4 Security Accesses	STP 10-92M15-SM-TG
		STP 10-92Y1-SM
101-92Y-3002	Review ULLS-S4 Unit Parameter Files	STP 10-92M15-SM-TG
		STP 10-92Y1-SM
101-92Y-3110	Manage Hand Receipts/Subhand Receipts	STP 10-92M15-SM-TG
		STP 10-92Y1-SM
101-92Y-3203	Supervise Unit Arms Room Operations	STP 10-92M15-SM-TG
		STP 10-92Y1-SM
101-92Y-3204	Supervise Organizational Maintenance of Weapons	STP 10-92M15-SM-TG
		STP 10-92Y1-SM
101-92Y-4110	Manage Property Distribution	STP 10-92M15-SM-TG
		STP 10-92Y1-SM

“*” indicates a leader task step.

SUPPORTING COLLECTIVE TASKS: NONE
OPFOR TASKS AND STANDARDS: NONE

- ELEMENTS:** Company Headquarters
 Food Service Section
 Unit Maintenance Section
 Supply Operations Office
 Deprocessing Platoon Headquarters
 Deprocessing Section
 Supply Platoon Headquarters
 Materiel Storage & Handling Section
 Materiel Storage & Maintenance Section

TASK: Receive External Sling Load Resupply (63-2-4516)
 (FM 10-450-3) (FM 10-450-4) (FM 10-450-5)
 (FM 3-100.4)

ITERATION: 1 2 3 4 5 M (Circle)
COMMANDER/LEADER ASSESSMENT: T P U (Circle)

CONDITIONS: The unit is alerted for incoming resupplies by external sling load. Support operations section (if immediate resupply) or S4 section (if routine resupply) notifies the unit of the anticipated type and amount of supplies or equipment and the scheduled delivery time. The unit has analog and digital communications with higher HQ. The higher HQ OPORD, unit TSOP, and higher HQ TSOP are available. The unit has personnel trained in sling load procedures. Helicopter(s) deliver supplies and/or equipment to a designated landing zone near the unit position. The landing zone is secured. Slings and allied materials may or may not be returned with delivery helicopter(s) to unit of origin. This task is performed under most environmental conditions, both day and night. The unit is subject to air, NBC, and ground Level I threat forces attack. Some iterations of this task should be performed in MOPP4.

TASK STANDARDS: Supplies and/or equipment are derigged and cleared from LZ IAW the unit TSOP or battalion OPORD. At MOPP4, performance degradation factors increase sling load operation time.

TASK STEPS AND PERFORMANCE MEASURES	GO	NO-GO
*1. Commander and element leaders develop supplies and/or equipment receipt plan.		
a. Maintain situational awareness using analog and digital communications.		
b. Verify quantity and type of supplies and/or equipment and delivery time with support operations section or S4 section using analog and digital communications.		
c. Coordinate landing zone (LZ) security and location with support operations section using analog and digital communications or messenger.		
d. Appoint landing zone officer or NCO.		
e. Coordinate additional motor transport, MHE, and special equipment requirements with S4 section using analog and digital communications or messenger.		
f. Assign appropriate number and composition of ground crew(s) based on tactical situation, type and quantity of cargo, and size of landing zone.		
g. Request required protective equipment from unit supply.		
h. Brief landing zone officer or NCO on tactical situation, size of operation, preparation and clearance of landing zone (LZ), protective equipment, and safety precautions.		
*2. Ground crew(s) perform LZ preparation activities. (551-716-3501)		
a. Establish security of the LZ.		
b. Remove all obstructions from LZ.		
c. Mark all unremovable obstructions.		
d. Clear all loose debris from the LZ.		

TASK STEPS AND PERFORMANCE MEASURES	GO	NO-GO
e. Set up all required visual markers.		
f. Position vehicles and other equipment out of the LZ.		
g. Rehearse hand or arm and other visual signals.		
3. LZ officer/NCO supervise external sling load resupply operations. (551-716-3501)		
a. Identify wind direction and speed.		
b. Transmit wind direction and speed to incoming aircraft, as requested using radio systems.		
c. Identify aircraft approach direction.		
d. Prepare LZ emergency security and reaction plan.		
e. Identify ground crew(s) rendezvous or rally point(s).		
f. Secure all required LZ marking and personnel protection equipment.		
g. Organize ground crew team(s).		
h. Brief ground crew team(s) on tactical situation, size of operation, preparation, and clearance of LZ, emergency procedures, protective equipment, and safety precautions.		
i. Assign individual team members duties.		
j. Supervise derigging operations.		
k. Supervise loading of supplies and/or equipment on vehicles.		
l. Supervise LZ clearance activities.		
m. Enforce safety procedures IAW TSOP and applicable publications.		
n. Enforce environmental stewardship protection program procedures.		
4. Ground crew(s) derig external sling load supplies or equipment. (551-716-3501)		
a. Wear hearing and eye protection.		
b. Employ visual signals to guide helicopter to derigging point.		
c. Ground static discharge probe to cargo hook.		
d. Release load from helicopter.		
e. Provide "affirmative" signal to pilot for lift-off when load is unhooked and clear of helicopter.		
f. Employ safety procedures IAW TSOP and publications.		
g. Employ environmental stewardship protection program procedures.		
5. Ground crew(s) prepare slings and/or nets for air transport retrograde.		
a. Remove cargo sling and/or nets from supplies or equipment.		
b. Secure all slings and/or nets in a cargo net.		
c. Employ proper hand signals to guide helicopter into position.		
d. Ground static discharge probe to net rings.		
e. Connect sling equipment to helicopter cargo hook.		
f. Employ safety procedures IAW TSOP and publications.		
g. Employ environmental stewardship protection program procedures.		
6. Ground crew(s) and vehicle operator(s) clear LZ.		
a. Load all supplies or equipment on vehicle(s).		
b. Load all slings and/or nets on vehicle(s).		

TASK STEPS AND PERFORMANCE MEASURES	GO	NO-GO
c. Remove all loose debris from LZ.		
d. Employ safety procedures IAW TSOP and publications.		
e. Employ environmental stewardship protection program procedures.		

TASK PERFORMANCE / EVALUATION SUMMARY BLOCK							
ITERATION	1	2	3	4	5	M	TOTAL
TOTAL TASK STEPS EVALUATED							
TOTAL TASK STEPS "GO"							
TRAINING STATUS "GO"/"NO-GO"							

SUPPORTING INDIVIDUAL TASKS		
Task Number	Task Title	References
551-716-3501	Supervise Helicopter External Sling Load Operations	STP 10-92M15-SM-TG
		STP 55-88H24-SM-TG

"*" indicates a leader task step.

SUPPORTING COLLECTIVE TASKS: NONE
OPFOR TASKS AND STANDARDS: NONE

ELEMENTS: Company Headquarters
 Food Service Section
 Unit Maintenance Section
 Supply Operations Office
 Deprocessing Platoon Headquarters
 Deprocessing Section
 Supply Platoon Headquarters
 Materiel Storage & Handling Section
 Materiel Storage & Maintenance Section

TASK: Perform Unit-Level Maintenance (63-2-4552)
 (FM 4-30.3) (AR 220-1) (AR 750-1)
 (DA PAM 385-1) (DA PAM 738-750) (DA PAM 750-1)
 (FM 100-14) (FM 3-100.4) (FM 9-43-2)

ITERATION: 1 2 3 4 5 M (Circle)
COMMANDER/LEADER ASSESSMENT: T P U (Circle)

CONDITIONS: Maintenance areas have been established and unit maintenance personnel are receiving requests to repair or recover inoperative equipment. The unit has digital and analog communications with higher HQ and tactical operations are underway. All required maintenance equipment, tools, and personnel are available. The unit TSOP is on hand. Operators are performing PMCS. Requests for recovery support are being received. Some recovery operations must be performed under fire with injured operators still on board. Unit maintenance is a continuous task, performed simultaneously with other internal support and operational tasks. This task is performed under all day and night environmental conditions. The unit is subject to air, NBC, and ground Level I threat forces attack. Some iterations of this task should be performed in MOPP4.

TASK STANDARDS: Maintain and recover unit and supported unit equipment according to the appropriate TMs and TSOP. At MOPP4, performance degradation factors increase completion times of maintenance activities.

TASK STEPS AND PERFORMANCE MEASURES	GO	NO-GO
*1. Unit maintenance officer directs maintenance program. (03-4976.90-0501, 03-5101.00-0283, O1-4965.90-0001, O3-4995.90-0010)		
a. Monitors the company and supported unit maintenance program for compliance with the TSOP and commander's guidance.		
b. Directs proper use of ULLS-G in support of maintenance functions and activities.		
c. Identifies unit and supported unit operational readiness levels by inspecting vehicles and equipment status reports.		
d. Identifies current or anticipated maintenance problems through review and analysis of current reports and historical data.		
e. Coordinates resolution of maintenance problems with battalion S4.		
f. Directs controlled exchange, IAW command guidance, when required repair parts are not available.		
g. Approves repairs using BDAR procedures.		
h. Prepares materiel condition status reports for input into ULLS-G system.		
i. Enforces safety procedures IAW TSOP and publications.		
j. Enforces environmental stewardship protection program procedures.		
*2. Platoon sergeants and leaders supervise operator's maintenance. (O1-4965.90-0001)		

TASK STEPS AND PERFORMANCE MEASURES	GO	NO-GO
a. Supervise performance of PMCS.		
b. Monitor repair parts supply processes to better forecast the availability or nonavailability of equipment.		
c. Inspect vehicles, weapons, and equipment to ensure compliance with TMs, TSOP, and commander's guidance.		
d. Coordinate maintenance assistance with maintenance personnel.		
e. Maintain current maintenance status of all vehicles, weapons, and equipment.		
f. Provide input for materiel condition status reports.		
g. Enforce safety procedures IAW TSOP and publications.		
h. Enforce environmental stewardship protection program procedures.		
3. Company personnel perform operator's maintenance. (551-721-1352)		
a. Perform PMCS on all vehicles and equipment according to the appropriate TM specifications.		
b. Notify supervisor of maintenance problems beyond operator's capabilities.		
c. Assist maintenance personnel with repairs and services.		
d. Request approval for BDAR from commander through appropriate NCO support channels and chain of command.		
e. Perform BDAR IAW FM 9-43-2.		
f. Employ safety procedures IAW TSOP and publications.		
g. Employ environmental stewardship protection program procedures.		
*4. Senior maintenance supervisor supervises maintenance section. (03-5101.00-0283, 551-721-1352, O3-4995.90-0010)		
a. Verifies ULLS-G system operability and operator competency.		
b. Organizes unit maintenance personnel for an efficient workflow.		
c. Requests approval for BDAR from appropriate commander.		
d. Supervises BDAR procedures IAW TSOP and FM 9-43-2.		
e. Supervises TAMMS, PLL procedures for company and supported unit.		
f. Supervises recovery operations for company and supported unit.		
g. Coordinates maintenance status with company and supported unit platoon sergeants and 1SGs.		
h. Requests controlled exchange approval from appropriate commander.		
i. Provides unit maintenance status to company and supported unit commanders.		
j. Enforces environmental stewardship protection program procedures.		
k. Enforces safety procedures IAW TSOP and publications.		
5. Maintenance personnel repair organic and supported unit equipment.		
a. Verify fault diagnosis/category of maintenance.		
b. Request required repair parts.		
c. Repair equipment according to the applicable level TM specifications.		
d. Record completed work on appropriate document(s).		
e. Perform final inspection of completed work.		
f. Notify supervisor upon completion of repairs.		

TASK STEPS AND PERFORMANCE MEASURES	GO	NO-GO
g. Employ environmental stewardship protection program procedures.		
h. Employ safety procedures IAW TSOP and publications.		
6. Maintenance personnel conduct transactions with support maintenance organization.		
a. Identify category of maintenance.		
b. Correct all unit-level maintenance deficiencies.		
c. Prepare required documentation according to the TM and TSOP.		
d. Evacuate equipment to supporting maintenance facilities.		
e. Pick up equipment upon completion of repairs.		
f. Employ safety procedures IAW TSOP and publications.		
g. Employ environmental stewardship protection program procedures.		
7. Maintenance personnel react to battle damaged vehicle(s) (recoverable).		
a. Request direct and/or indirect supporting fire if required.		
b. Move on a concealed route to the disabled vehicle(s).		
c. Treat casualties according to the current treatment procedures.		
d. Remove casualties from the vehicle without causing further injuries.		
e. Request medical assistance if required.		
f. Evacuate casualties according to medical evacuation procedures.		
g. Tow the vehicle to a concealed location if required.		
h. Perform BDAR IAW FM 9-43-2.		
i. Repair vehicle if possible.		
j. Evacuate nonrepairable vehicle(s) to unit maintenance collection point(s).		
k. Employ safety procedures IAW TSOP and FM 9-43-2.		
l. Employ environmental stewardship protection program procedures.		
8. Maintenance personnel react to battle-damaged vehicle(s) (unrecoverable).		
a. Request direct and/or indirect supporting fire if required.		
b. Move on a concealed route to disabled vehicle(s).		
c. Treat casualties according to the current treatment procedures.		
d. Remove casualties from the vehicle(s).		
e. Request medical assistance if required.		
f. Evacuate casualties according to the medical evacuation procedures.		
g. Perform BDAR IAW FM 9-43-2.		
h. Request disposition of unrecoverable vehicle(s) from appropriate commander.		
i. Conduct salvage operations as directed by the appropriate commander or maintenance supervisor.		
j. Prepare vehicle(s) for destruction.		
k. Destroy vehicle(s) on order from the appropriate commander or designated representative.		
l. Employ safety procedures IAW TSOP and publications.		
m. Employ environmental stewardship protection program procedures.		
9. Maintenance personnel perform maintenance administrative and support functions.		

TASK STEPS AND PERFORMANCE MEASURES	GO	NO-GO
a. Maintain company and supported unit's PLL.		
b. Request repair parts for the company and supported unit's organizational equipment.		
c. Control unserviceable repairable items.		
d. Maintain separate document register(s) for each company according to applicable directives.		
e. Maintain separate maintenance control records for the company and supported unit.		
f. Operate ULLS-G computer according to the appropriate ETM.		
g. Maintain publications, tools, and equipment.		
h. Maintain power generators.		
i. Employ safety procedures IAW TSOP and publications.		
j. Employ environmental stewardship protection program procedures.		

TASK PERFORMANCE / EVALUATION SUMMARY BLOCK							
ITERATION	1	2	3	4	5	M	TOTAL
TOTAL TASK STEPS EVALUATED							
TOTAL TASK STEPS "GO"							
TRAINING STATUS "GO"/"NO-GO"							

SUPPORTING INDIVIDUAL TASKS		
Task Number	Task Title	References
551-721-1352	Perform Vehicle Preventive Maintenance Checks and Services (PMCS)	STP 10-92M15-SM-TG
		STP 21-1-SMCT

"*" indicates a leader task step.

SUPPORTING COLLECTIVE TASKS: NONE
OPFOR TASKS AND STANDARDS: NONE

SUPPORTING INDIVIDUAL TASKS		
Task Number	Task Title	References
01-5703.02-0001	Construct Field Expedient Antennas	STP 21-II-MQS
01-5711.02-0001	Install Hot Loop with Telephone TA-312/PT	STP 21-II-MQS
01-9001.19-0002	Take Charge of a Company, Staff Section, or Equivalent Sized Organization	STP 21-II-MQS
03-3711.12-0001	Implement Operations Security	STP 21-II-MQS
03-5101.00-0282	Direct the Storage of Unit Supplies, Weapons, Equipment, and Ammunition	STP 21-II-MQS
03-9001.14-0002	Motivate Subordinates to Accomplish Unit Missions	STP 21-II-MQS
551-721-1352	Perform Vehicle Preventive Maintenance Checks and Services (PMCS)	STP 10-92M15-SM-TG
		STP 21-1-SMCT
850-001-2001	Assess Potential for Accidents	STP 10-92M15-SM-TG
		STP 21-24-SMCT
850-001-3001	Control Mission Safety Hazards	STP 10-92M15-SM-TG
		STP 21-24-SMCT

“*” indicates a leader task step.

SUPPORTING COLLECTIVE TASKS: NONE
OPFOR TASKS AND STANDARDS: NONE

ELEMENTS: Supply Platoon Headquarters
 Materiel Storage & Handling Section
 Materiel Storage & Maintenance Section

TASK: Set Up Supply Platoon Headquarters and Supply Section (10-2-0014)
 (FM 10-27-1) (FM 10-27-3) (FM 20-3)
 (FM 3-100.4) (FM 3-3) (FM 3-4)
 (STP 10-92A12-SM-TG) (STP 10-92A35-SM-TG) (STP 10-92ABD-II-MQS)

ITERATION: 1 2 3 4 5 (Circle)

COMMANDER/LEADER ASSESSMENT: T P U (Circle)

CONDITIONS: Advance quartering party has secured new AO. Supply platoon has already occupied initial positions in new AO. The company TSOP, a unit layout plan, and a storage plan are available. Site may be a field site or MOUT environment. Areas selected for distribution points provide access to MSRs and ample parking for anticipated volume of traffic. The platoon HQ is set up first. The remaining sections are set up simultaneously. An area is designated for salvage collection. Set up operations may occur during day or night. Supply operations may require aerial resupply. Area defense is set up simultaneously with this task. This task should not be trained in MOPP4.

TASK STANDARDS: The platoon HQ and operational areas are set up IAW unit layout plan.

TASK STEPS AND PERFORMANCE MEASURES	GO	NO-GO
*1. Platoon leader and platoon sergeant supervise setup of the supply platoon HQ and supply section. (031-503-4002, 03-3711.12-0001, 071-326-5704, 071-326-5770, 071-331-0801)		
a. Revise layout plan based on current situation.		
b. Designate location of platoon HQ and general supply section based on the revised layout plan.		
c. Designate PZ or LZ for aerial resupply.		
d. Coordinate revised layout plan with the company commander.		
e. Inspect setup for compliance with layout plan.		
f. Enforce safety procedures.		
g. Enforce OPSEC measures.		
2. Platoon HQ personnel set up the platoon HQ.		
a. Occupy positions required for local area security IAW company TSOP.		
b. Lay communications wire from platoon HQ to distribution points.		
c. Enter company and MSB/FSB net.		
d. Set up required shelters and equipment IAW applicable publications.		
e. Camouflage vehicles, shelters, and equipment IAW FM 20-3.		
3. Supply section personnel set up Class II, III (packaged), IV, and VII distribution points. (071-326-0513, 071-326-5703, 071-326-5705, 071-331-0801, 071-331-0852)		
a. Occupy positions required for local area security IAW company TSOP.		
b. Establish communications with supply platoon HQ.		
c. Store supplies IAW storage plan.		
d. Establish checkpoints.		
e. Set up required shelters and equipment IAW applicable publications.		
f. Store supplies IAW storage plan.		
g. Camouflage shelters, vehicles, equipment, and supplies IAW FM 20-3.		

TASK PERFORMANCE / EVALUATION SUMMARY BLOCK							
ITERATION	1	2	3	4	5		TOTAL
TOTAL TASK STEPS EVALUATED							
TOTAL TASK STEPS "GO"							
TRAINING STATUS "GO"/"NO-GO"							

SUPPORTING INDIVIDUAL TASKS		
Task Number	Task Title	References
031-503-4002	Supervise Unit Preparation for NBC Attack	STP 10-92M15-SM-TG
		STP 21-24-SMCT
03-3711.12-0001	Implement Operations Security	STP 21-II-MQS
071-326-0513	Select Temporary Fighting Positions	STP 10-92M15-SM-TG
		STP 21-1-SMCT
071-326-5703	Construct Individual Fighting Positions	STP 10-92M15-SM-TG
		STP 21-1-SMCT
071-326-5704	Supervise Construction of a Fighting Position	STP 10-92M15-SM-TG
		STP 21-24-SMCT
071-326-5705	Establish an Observation Post	STP 10-92M15-SM-TG
		STP 21-24-SMCT
071-326-5770	Prepare a Platoon Sector Sketch	STP 10-92M15-SM-TG
		STP 21-24-SMCT
071-331-0801	Challenge Persons Entering Your Area	STP 10-92M15-SM-TG
		STP 21-1-SMCT
071-331-0852	Clear a Field of Fire	STP 10-92M15-SM-TG
		STP 21-1-SMCT

"*" indicates a leader task step.

SUPPORTING COLLECTIVE TASKS: NONE
OPFOR TASKS AND STANDARDS: NONE

ELEMENTS: Deprocessing Platoon Headquarters
 Deprocessing Section

TASK: Set Up Deprocessing Platoon (10-2-0774)
 (FM 10-27-1) (FM 100-10) (FM 20-3)
 (FM 3-100.4) (FM 3-4) (FM 3-5)
 (STP 10-92A12-SM-TG) (STP 10-92A35-SM-TG) (STP 10-92ABDII-MQS)
 STP 9-63B14-SM-TG (STP 9-63B35-SM-TG)

ITERATION: 1 2 3 4 5 (Circle)

COMMANDER/LEADER ASSESSMENT: T P U (Circle)

CONDITIONS: The deprocessing platoon has occupied the initial position in company AO. The site may be a field site or MOUT environment. The selected area has access to MSR and ample parking. The TSOP is available. Defensive measures are continually employed. The enemy is capable of conducting NBC, air, or ground warfare. This task should not be trained in MOPP4.

TASK STANDARDS: Platoon headquarters and operational elements are set up IAW unit layout plans.

TASK STEPS AND PERFORMANCE MEASURES	GO	NO-GO
*1. Platoon leader, maintenance technician, and platoon sergeant supervise setup of the deprocessing platoon (STP 9-63B14-SM-TG [STP 9-63B35-SM-TG]: 051-235-4904, 091-309-0611, 091-409-0623).		
a. Revise layout plan based on current situation, if required.		
b. Designate location of unit elements, based on revised layout plan.		
c. Coordinate updated layout plan with the company commander.		
d. Inspect setup IAW layout plan.		
e. Report operational condition of equipment to company headquarters.		
f. Enforce safety procedures.		
2. Deprocessing platoon personnel set up the platoon headquarters.		
a. Occupy positions required for local area security IAW company TSOP.		
b. Set up required shelters and equipment.		
c. Enter company communications nets IAW current communications instructions and TSOP.		
d. Camouflage vehicles, shelters, and equipment.		
e. Employ safety procedures.		
3. Deprocessing section personnel set up the section.		
a. Occupy positions required for local area security IAW company TSOP.		
b. Set up required shelters and equipment.		
c. Establish communications with platoon headquarters.		
d. Establish road network within the section.		
e. Camouflage vehicles, shelters, and equipment.		
f. Employ safety procedures.		

TASK PERFORMANCE / EVALUATION SUMMARY BLOCK							
ITERATION	1	2	3	4	5		TOTAL
TOTAL TASK STEPS EVALUATED							
TOTAL TASK STEPS "GO"							
TRAINING STATUS "GO"/"NO-GO"							

"*" indicates a leader task step.

SUPPORTING INDIVIDUAL TASKS: NONE
SUPPORTING COLLECTIVE TASKS: NONE
OPFOR TASKS AND STANDARDS: NONE

TASK PERFORMANCE / EVALUATION SUMMARY BLOCK							
ITERATION	1	2	3	4	5		TOTAL
TOTAL TASK STEPS EVALUATED							
TOTAL TASK STEPS "GO"							
TRAINING STATUS "GO"/"NO-GO"							

"*" indicates a leader task step.

SUPPORTING INDIVIDUAL TASKS: NONE
SUPPORTING COLLECTIVE TASKS: NONE
OPFOR TASKS AND STANDARDS: NONE

ELEMENT: Supply Operations Office

TASK: Control Supply Operations (10-2-0715)
 (FM 10-27-1) (AR 710-2) (FM 100-10)
 (FM 10-15) (FM 10-27-2) (FM 3-100.4)
 (FM 3-4) (FM 3-5) (STP 10-92A12-SM-TG)
 (STP 10-92A35-SM-TG) (STP 10-92FGII-MQS) (STP 10-92G1-SM)
 (STP 10-92G25-SM-TG)

ITERATION: 1 2 3 4 5 M (Circle)
COMMANDER/LEADER ASSESSMENT: T P U (Circle)

CONDITIONS: Supported units have requested supply support. The supply operations office is established and performing its mission of controlling the company supply operations. Directives to issue supplies have been received from corps or Theater Army. The site may be a field site or MOUT environment. The supply operations office operates day and night. The TSOP is available. Defense measures are continually employed. The enemy is capable of conducting NBC, air, or ground warfare. Some iterations should be done in MOPP 4.

TASK STANDARDS: Supply operations are controlled IAW appropriate supply procedures and TSOP. At MOPP 4, performance degradation factors increase time required for control of supply operations.

TASK STEPS AND PERFORMANCE MEASURES	GO	NO-GO
*1. Supply management officer and materiel control and accounting supervisor control supply operations. (101-525-3101, 101-525-4006, 101-525-4104, 101-525-5002, 101-525-5003, 101-525-5004, 101-525-5006, 101-525-5007, 101-525-5008, 101-SR1-0001, 101-SR1-0002, 101-SR1-0003, 101-SR1-0004, 101-SR1-0005, 101-SR1-0006, 101-SR1-0007, 101-SR1-0008, 101-SR1-0009, 101-SR1-0010, 101-SR1-0011, 101-SR1-0012, 101-SR1-0013, 101-SR1-0014, 101-SR1-0015, 101-SR1-0016, 101-SR1-0017, 101-SR1-0018, 101-SR1-0019, 101-SR1-0020, 101-SR1-0021, 101-SR1-0022, 101-SR1-0023, 101-SR1-0024, 101-SR1-0025, 101-SR1-0026, 101-SR1-0027, 101-SR1-0029, 101-SR1-0030)		
a. Maintain accountability of supplies IAW applicable regulation.		
b. Provide technical assistance and direction to the operating platoons/sections of the company.		
c. Provide guidance to operating platoons/sections regarding required supply performance and supply accountability.		
d. Coordinate external transportation with supporting movement control element.		
e. Enforce safety procedures.		
f. Enforce environmental program protection program.		
2. Supply operations office coordinates supply operations. (101-525-4006, 101-525-4104, 101-525-5003, 101-525-5004, 101-525-5006, 101-525-5007, 101-525-5008)		
a. Monitors platoon and sections to ensure compliance with supply directives.		
b. Implements directive(s) to receive, store, and issue supplies.		
c. Prepares plans and schedules of incoming and outgoing supplies.		
d. Forwards records and reports to company HQ.		
e. Coordinates transportation requirements with company HQ.		
f. Coordinates inspection of the supplies with supply platoons/sections.		
g. Coordinates MHE support.		
h. Directs packing and crating of supplies.		

TASK STEPS AND PERFORMANCE MEASURES	GO	NO-GO
3. Supply operations office controls receipt of supplies. (101-525-5003, 101-525-5004, 101-525-5006, 101-525-5007)		
a. Notifies supply platoons/sections to receive incoming supplies.		
b. Verifies quality and quantity of incoming supplies.		
c. Notifies battalion logistics operations branch/support operations section of receipt of supplies.		
4. Supply operations office controls storage of supplies. (101-525-4006, 101-525-5003, 101-525-5004, 101-525-5007)		
a. Coordinates storage location for storage of supplies with supply platoon/section.		
b. Maintains automated stock locator data file IAW FM 10-15.		
c. Maintains current storage location.		
d. Processes warehouse denials and inventory adjustments.		
5. Supply operations office controls issue/delivery of supplies. (101-525-3101, 101-525-5003, 101-525-5004, 101-525-5006, 101-525-5007)		
a. Processes materiel release orders.		
b. Coordinates with supply platoon/ section for inspection of supplies to be issued.		
c. Directs supply platoon/section to prepare supplies for issue/delivery IAW materiel release orders.		
d. Notifies battalion logistics operations branch/support operations section that supplies are ready for issue and or delivery.		
6. Supply operations office controls inventory of supplies. (101-525-4104, 101-525-5002, 101-525-5003, 101-525-5004)		
a. Coordinates inventory of equipment and supplies with platoons and sections IAW company TSOP.		
b. Directs the conduct of inventories of items selected by company headquarters or battalion logistics operations branch.		
c. Forwards inventory reports to battalion logistics operations branch/support operations section and company headquarters.		

TASK PERFORMANCE / EVALUATION SUMMARY BLOCK							
ITERATION	1	2	3	4	5	M	TOTAL
TOTAL TASK STEPS EVALUATED							
TOTAL TASK STEPS "GO"							
TRAINING STATUS "GO"/"NO-GO"							

SUPPORTING INDIVIDUAL TASKS		
Task Number	Task Title	References
101-525-3101	Direct Sling Loading Operations	STP 10-92A35-SM-TG
		STP 10-92M15-SM-TG
101-525-4006	Validate Plans for Storage Operations	STP 10-92A35-SM-TG
		STP 10-92M15-SM-TG
101-525-4104	Validate Causative Research for Inventory Adjustments	STP 10-92A35-SM-TG

SUPPORTING INDIVIDUAL TASKS		
Task Number	Task Title	References
		STP 10-92M15-SM-TG
101-525-5002	Evaluate Procedures for Conducting and Processing Physical Inventories	STP 10-92A35-SM-TG
		STP 10-92M15-SM-TG
101-525-5003	Evaluate Supply Support Procedures	STP 10-92A35-SM-TG
		STP 10-92M15-SM-TG
101-525-5004	Review Material Receipts and Document Processing Procedures	STP 10-92A35-SM-TG
		STP 10-92M15-SM-TG
101-525-5006	Evaluate Supply Performance Indicators	STP 10-92A35-SM-TG
		STP 10-92M15-SM-TG
101-525-5007	Review Stock Status Listings	STP 10-92A35-SM-TG
		STP 10-92M15-SM-TG
101-525-5008	Provide Logistics Input for the Administrative or Logistics Order	STP 10-92A35-SM-TG
		STP 10-92M15-SM-TG
101-SR1-0001	Prepare Computer for Operation	STP 10-92A12-SM-TG
		STP 10-92M15-SM-TG
101-SR1-0002	Process Automated Customer Requests for Issue	STP 10-92A12-SM-TG
		STP 10-92M15-SM-TG
101-SR1-0003	Print Documents	STP 10-92A12-SM-TG
		STP 10-92M15-SM-TG
101-SR1-0004	Perform Transactions-In Processes	STP 10-92A12-SM-TG
		STP 10-92M15-SM-TG
101-SR1-0005	Perform Transactions-Out Processes	STP 10-92A12-SM-TG
		STP 10-92M15-SM-TG
101-SR1-0006	Perform System Inquiries Processes	STP 10-92A12-SM-TG
		STP 10-92M15-SM-TG
101-SR1-0008	Perform Back-Up and Recovery Processes	STP 10-92A12-SM-TG
		STP 10-92M15-SM-TG
101-SR1-0010	Process Materiel Receipt Documents	STP 10-92A12-SM-TG
		STP 10-92M15-SM-TG
101-SR1-0011	Process Materiel Release Denial and Confirmation Documents	STP 10-92A12-SM-TG
		STP 10-92M15-SM-TG
101-SR1-0012	Perform Location Maintenance Processes	STP 10-92A12-SM-TG
		STP 10-92M15-SM-TG
101-SR1-0013	Perform Location Survey Support Processes	STP 10-92A12-SM-TG
		STP 10-92M15-SM-TG
101-SR1-0014	Perform Inventory Support Processes	STP 10-92A12-SM-TG
		STP 10-92M15-SM-TG
101-SR1-0015	Perform Close-Out Process	STP 10-92A12-SM-TG
		STP 10-92M15-SM-TG
101-SR1-0016	Process Request for Issue (Manual)	STP 10-92A12-SM-TG
		STP 10-92M15-SM-TG
101-SR1-0017	Perform SARSS1 Utilities	STP 10-92A12-SM-TG
		STP 10-92M15-SM-TG
101-SR1-0018	Process Requests for Modification, Cancellation, and Status	STP 10-92A12-SM-TG
		STP 10-92M15-SM-TG

SUPPORTING INDIVIDUAL TASKS		
Task Number	Task Title	References
101-SR1-0019	Process Turn Ins and Receipts from Maintenance	STP 10-92A12-SM-TG STP 10-92M15-SM-TG
101-SR1-0020	Perform Parameter Update Menu Functions	STP 10-92A12-SM-TG STP 10-92M15-SM-TG
101-SR1-0021	Process Directed Disposition of Stock	STP 10-92A12-SM-TG STP 10-92M15-SM-TG
101-SR1-0022	Perform Miscellaneous Functions	STP 10-92A12-SM-TG STP 10-92M15-SM-TG
101-SR1-0023	Initiate the Tutorial Process	STP 10-92A12-SM-TG STP 10-92M15-SM-TG
101-SR1-0024	Perform Materiel Release Order Control (MROC) Equipment Set-Up	STP 10-92A12-SM-TG STP 10-92M15-SM-TG
101-SR1-0025	Perform Materiel Release Order Control (MROC) Applications	STP 10-92A12-SM-TG STP 10-92M15-SM-TG
101-SR1-0026	Perform Continuity of Operations Plan (COOP)	STP 10-92A35-SM-TG STP 10-92M15-SM-TG
101-SR1-0027	Supervise Miscellaneous Materiel Release Order Control (MROC) Processes	STP 10-92A35-SM-TG STP 10-92M15-SM-TG
101-SR1-0029	Interpret Materiel Release Order Control (MROC) Reports and Listings	STP 10-92A35-SM-TG STP 10-92M15-SM-TG
101-SR1-0030	Perform Communication Maintenance Processes	STP 10-92A35-SM-TG STP 10-92M15-SM-TG

“*” indicates a leader task step.

SUPPORTING COLLECTIVE TASKS: NONE
OPFOR TASKS AND STANDARDS: NONE

ELEMENTS: Deprocessing Platoon Headquarters
Supply Platoon Headquarters

TASK: Direct Platoon Operations (42-2-0291)
(FM 10-27-2) (FM 100-10) FM 3-0 (FM 100-5)
(FM 10-1) (FM 10-15) (FM 10-27-1)
(FM 10-27-4) (FM 3-100.4) (STP 10-92ABDII-MQS)

ITERATION: 1 2 3 4 5 M (Circle)

COMMANDER/LEADER ASSESSMENT: T P U (Circle)

CONDITIONS: The platoon is providing support of tactical operations from its established field or MOUT location. The unit has analog and digital communications with higher HQ. The higher HQ OPOD with all annexes and overlays has been forwarded to the unit commander's digital device. The unit and higher HQ TSOPs are available. This task is performed under all environmental conditions, both day and night. The unit is subject to air, NBC, and ground Level I threat forces attack. Some iterations of this task should be performed in MOPP4.

TASK STANDARDS: Platoon direction is conducted IAW TSOP or commander's guidance. Reports to company headquarters are accurate and timely. At MOPP4 performance degradation factors increases time required to supervise platoon activities.

TASK STEPS AND PERFORMANCE MEASURES	GO	NO-GO
1. Platoon headquarters performs platoon administrative functions. (03-0001.00-0027, 03-3711.12-0001, 03-3751.02-5800, 03-3751.02-5801, 03-4651.90-0001, 03-4966.90-0010, 03-5101.00-0282, S3-9001.18-0001)		
a. Inspects platoon members for proper uniform and equipment.		
b. Inspects platoon living area for cleanliness.		
c. Monitors control of weapons and ammunition for security and accountability.		
d. Supervises PMCS on all organic platoon equipment.		
e. Coordinates platoon activities with company headquarters.		
f. Enforces OPSEC measures.		
g. Enforces safety procedures.		
h. Provides daily personnel and equipment status reports to company headquarters.		
i. Enforces environmental stewardship protection program procedures.		
2. Platoon headquarters performs platoon defensive functions. (01-5700.02-0001, 01-5711.02-0001, 01-7300.75-0500, 03-0001.00-0027, 03-0001.00-1011, 03-0150.00-1003, 03-0150.00-1008, 03-3751.02-5800, 03-4651.90-0001, 03-4966.90-0010, 03-8951.00-8954, 04-3301.02-0012, 04-3302.01-0003, 04-3303.02-0018, 04-3303.02-0038, 04-3305.01-0001, 04-3305.01-0002, 04-3305.01-0006, 04-3305.01-0007, 04-3305.01-0012, 04-3305.01-0013, 04-3306.01-0007, 04-5030.00-2018, 04-5030.00-2019, 04-5030.00-2020, 04-5030.00-2021, 04-8310.00-3007)		
a. Checks platoon sector for proper camouflage.		
b. Supervises manning of platoon defensive positions.		
c. Enforces environmental stewardship protection procedures.		
3. Platoon headquarters directs operation of platoon supply sections. (01-5105.00-0053, 03-4651.90-0001, 03-4966.90-0010, 03-5101.20-0018, 101-525-3009, 101-525-3102, 101-525-3106, 101-525-4006, 101-525-5007)		
a. Supervises inventories.		

TASK STEPS AND PERFORMANCE MEASURES	GO	NO-GO
b. Supervises location surveys.		
c. Provides technical guidance and assistance.		
d. Verifies accuracy of reports and supply records.		
e. Inspects storage and issue operations.		
f. Monitors receipt, storage and issue of supplies.		
g. Coordinates operations with Company HQ and supply operations office.		
h. Enforces safety standards.		
i. Enforces environmental stewardship protection program procedures.		

TASK PERFORMANCE / EVALUATION SUMMARY BLOCK							
ITERATION	1	2	3	4	5	M	TOTAL
TOTAL TASK STEPS EVALUATED							
TOTAL TASK STEPS "GO"							
TRAINING STATUS "GO"/"NO-GO"							

SUPPORTING INDIVIDUAL TASKS		
Task Number	Task Title	References
01-5105.00-0053	Monitor Stock Level Control System	STP 10-92FGII-MQS
01-5700.02-0001	Enforce Platoon and Company Communications Security Measures	STP 21-II-MQS
01-5711.02-0001	Install Hot Loop with Telephone TA-312/PT	STP 21-II-MQS
01-7300.75-0500	Plan Convoy Operations	STP 21-II-MQS
03-0001.00-0027	Develop a Platoon or Section Physical Fitness Program	STP 21-II-MQS
03-0001.00-1011	Recommend Enlisted Personnel for Promotion	STP 21-II-MQS
03-0150.00-1003	Recommend Enlisted Personnel for Reduction for Inefficiency or Misconduct	STP 21-II-MQS
03-0150.00-1008	Initiate a Recommendation for an Award	STP 21-II-MQS
03-3711.12-0001	Implement Operations Security	STP 21-II-MQS
03-3751.02-5800	Develop Unit Physical Security and Crime Prevention Standing Operating Procedures	STP 21-II-MQS
03-3751.02-5801	Administer Unit Crime Prevention and Physical Security Programs	STP 21-II-MQS
03-4651.90-0001	Supervise Training and Licensing of Unit Equipment Operators	STP 21-II-MQS
03-4966.90-0010	Supervise Preventive Maintenance Checks and Services	STP 21-II-MQS
03-5101.00-0282	Direct the Storage of Unit Supplies, Weapons, Equipment, and Ammunition	STP 21-II-MQS
03-5101.20-0018	Direct Receipt, Storage and Issue of Supplies	STP 10-92ABDII-MQS
03-8951.00-8954	Conduct Platoon Training	STP 21-II-MQS
04-3301.02-0012	Defend a Platoon Position	STP 21-II-MQS
04-3303.02-0018	Develop Unit Small Arms Marksmanship Training Program	STP 21-II-MQS
04-3303.02-0038	Conduct Land Navigation Sustainment Program	STP 21-II-MQS
04-5030.00-2018	Check Soldiers Sleeping in Mission-Oriented Protective Posture 4	STP 21-II-MQS

SUPPORTING INDIVIDUAL TASKS		
Task Number	Task Title	References
04-5030.00-2019	Control Unit Radiation Exposure	STP 21-II-MQS
04-5030.00-2020	Supervise Nuclear, Biological, or Chemical Decontamination	STP 21-II-MQS
04-5030.00-2021	Conduct Unmasking Procedures	STP 21-II-MQS
101-525-3009	Supervise Receiving, Storage, and Shipping Operations	STP 10-92A35-SM-TG
		STP 10-92M15-SM-TG
101-525-3102	Supervise the Operation of Materials Handling Equipment (MHE)	STP 10-92A35-SM-TG
		STP 10-92M15-SM-TG
101-525-3106	Supervise the Handling of Hazardous Materials	STP 10-92A35-SM-TG
		STP 10-92M15-SM-TG
101-525-4006	Validate Plans for Storage Operations	STP 10-92A35-SM-TG
		STP 10-92M15-SM-TG
101-525-5007	Review Stock Status Listings	STP 10-92A35-SM-TG
		STP 10-92M15-SM-TG
S3-9001.18-0001	Manage Organizational Stress	STP 21-II-MQS

“*” indicates a leader task step.

SUPPORTING COLLECTIVE TASKS: NONE
OPFOR TASKS AND STANDARDS: NONE

ELEMENTS: Company Headquarters
 Food Service Section
 Unit Maintenance Section
 Supply Operations Office
 Deprocessing Platoon Headquarters
 Deprocessing Section
 Supply Platoon Headquarters
 Materiel Storage & Handling Section
 Materiel Storage & Maintenance Section

TASK: Plan Unit Move (63-2-4001)
 (FM 55-30) (FM 100-14) (FM 3-100.4)
 (FM 3-4)

ITERATION: 1 2 3 4 5 M (Circle)
COMMANDER/LEADER ASSESSMENT: T P U (Circle)

CONDITIONS: The unit receives a warning notice from higher HQ of a tentative relocation and must plan a unit move. More details are received prior to completion of this task. The unit has analog and/or digital communications with higher HQ. The higher HQ OPORD, the unit TSOP, and higher HQ TSOP are available. Higher HQ staff element coordinates external support requirements. Tentative new areas forward and rear have been designated by higher HQ staff element in the contingency plans. Movement can occur in a field or MOUT environment. After movement analysis, the commander assembles key leaders who provide current personnel and equipment status reports. The TSOP with movement readiness levels and current loading plans are available. Higher HQ staff element issues maps with tentative locations. Situation changes may cause the unit to echelon its displacement. Support is required at the old site until the new site is operational. This task is performed under all day and night environmental conditions. The unit is subject to air, NBC, and ground Level I threat forces attack. Some iterations of this task should be performed in MOPP4.

TASK STANDARDS: The displacement plan is completed based on movement procedures and policies in the TSOP, warning order, and movement order. At MOPP4, performance degradation factors increase planning completion time.

TASK STEPS AND PERFORMANCE MEASURES	GO	NO-GO
*1. Commander conducts analysis of the movement.		
a. Identifies all specified and implied movement tasks in the warning notice.		
b. Identifies all documented relocation policies and procedures required from the higher HQ TSOP and movement order, and the unit TSOP.		
c. Lists all essential tasks required to relocate the unit in one or more lifts.		
d. Identifies all movement constraints that can be identified by hard copy or digital tactical map or a map reconnaissance of possible routes from old to new site.		
e. Issues warning notice to unit's subordinate elements using analog or digital communications or messenger.		
f. Applies risk management processes as an integrated feature of task performance.		
2. Unit HQ coordinates for additional support requirements.		
a. Coordinates convoy marking equipment, vehicles, and other equipment requirements with higher HQ staff element using analog and/or digital communications.		
b. Coordinates tactical information and security requirements with higher HQ staff element using analog and/or digital communications or messenger.		

TASK STEPS AND PERFORMANCE MEASURES	GO	NO-GO
c. Coordinates CHS requirements with higher HQ staff element using analog and/or digital communications or messenger.		
3. Unit HQ prepares and briefs the stay-behind party plan.		
a. Coordinates stay-behind party requirements with higher HQ staff element using analog and/or digital communications.		
b. Identifies stay-behind party leader and composition based on higher HQ staff element requirements.		
c. Identifies all operational limitations and security requirements in coordination with higher HQ staff element using analog and/or digital communications.		
d. Designates assembly area location for stay-behind party that provides cover and concealment and does not interfere with departure of the main body from the area.		
e. Briefs stay-behind party leader on the commander's intent, operational and security requirements, communications, and site close-down procedures.		
f. Forwards location(s) of stay-behind facilities to higher HQ staff element using analog and/or digital communications or messenger.		
*4. Commander and unit leaders prepare a displacement plan. (01-7300.75-0500)		
a. Calculate unit's operational readiness level by using all vehicle, equipment, and personnel status reports.		
b. Coordinate repair of inoperable vehicles and equipment and repair time restrictions with the unit's or supporting maintenance element.		
c. List sequentially all tasks required to relocate the unit.		
d. List all equipment required to relocate the unit.		
e. Assign time limitations for the completion of each relocation task.		
f. Adjust load plans to accommodate current operational readiness levels.		
g. Designate personnel and equipment for advance/quartering and reconnaissance parties.		
h. Assign all relocation tasks to specific elements.		
i. Designate uniform, weapons, and equipment requirements for road march.		
j. Designate the march commander to control unit elements from SP to RP.		
k. Brief relocation plan to higher HQ staff element.		
l. Brief all unit personnel on relocation plan.		
m. Apply risk management processes as an integrated feature of task performance. (FM 100-14)		

TASK PERFORMANCE / EVALUATION SUMMARY BLOCK							
ITERATION	1	2	3	4	5	M	TOTAL
TOTAL TASK STEPS EVALUATED							
TOTAL TASK STEPS "GO"							
TRAINING STATUS "GO"/"NO-GO"							

"*" indicates a leader task step.

SUPPORTING INDIVIDUAL TASKS		
Task Number	Task Title	References
01-7300.75-0500	Plan Convoy Operations	STP 21-II-MQS

SUPPORTING COLLECTIVE TASKS: NONE
OPFOR TASKS AND STANDARDS: NONE

- ELEMENTS:** Company Headquarters
 Food Service Section
 Unit Maintenance Section
 Supply Operations Office
 Deprocessing Platoon Headquarters
 Deprocessing Section
 Supply Platoon Headquarters
 Materiel Storage & Handling Section
 Materiel Storage & Maintenance Section

TASK: Plan Occupation of New Area of Operations (63-2-4007)
 (FM 101-5) (AR 530-1) (FM 10-27-1)
 (FM 10-27-2) FM 3-25.26 (FM 21-26) (FM 3-4)
 (FM 55-30)

ITERATION: 1 2 3 4 5 M (Circle)
COMMANDER/LEADER ASSESSMENT: T P U (Circle)

CONDITIONS: The unit has received a warning order requiring movement to a new AO. Planning must begin immediately. The unit has analog and/or digital communications with higher HQ. The unit TSOP and higher HQ TSOP are available. The higher HQ OPORD, with annex showing the location and proposed dimensions of the new higher HQ and unit area, is available. Reconnaissance information has been received from the higher HQ reconnaissance party and elements previously located in the general area. Tentative plans are subject to change by the advance/quartering party. Field expedient and natural shelters are available. Higher HQ analysis of the AO is available. This task is performed under all day and night environmental conditions. The unit is subject to air, NBC, and ground Level I threat forces attack. Some iterations of this task should be performed in MOPP4.

TASK STANDARDS: Occupation plan is completed NLT advance/quartering party departure and accommodates all unit activities and equipment IAW higher HQ and unit TSOP. At MOPP4, performance degradation factors increase planning completion time.

TASK STEPS AND PERFORMANCE MEASURES	GO	NO-GO
*1. Commander and leaders verify suitability of new area.		
a. Verify space requirements for number and types of vehicles, base facilities, and possible augmentations.		
b. Verify area's ability to support weight of vehicles, equipment, and supplies in various types of weather using the analysis of the AO.		
c. Inspect area for defensibility.		
d. Inspect area for adequate cover and concealment.		
e. Verify buildings are located near access road and the areas around the buildings are large enough to meet traffic requirement (urban).		
f. Coordinate area limitations, constraints, and possible resolutions with higher HQ staff element using analog and/or digital communications or messenger.		
*2. Commander and leaders formulate a tentative unit layout plan. (04-3303.01-0020, O4-3303.02-0014)		
a. Identify general location of the unit CP.		
b. Identify area of all subelements, including tentative defensive boundaries.		
c. Develop traffic plan that identifies the traffic pattern and dismount point(s).		
d. Develop hasty security plan that identifies tentative guard posts and crew-served weapon positions.		

TASK STEPS AND PERFORMANCE MEASURES	GO	NO-GO
e. Develop communication plan depicting wire, analog, and/or digital communications diagrams for all subelements.		
f. Provide "runner" instructions until wire communications are operational.		
g. Coordinate tentative layout plan with higher HQ staff element using analog and/or digital communications or messenger.		
h. Brief advance/quartering party on details of layout plan with adjustment options.		
*3. Commander and leaders plan advance/quartering party activities. (04-3303.01-0020, O4-3303.02-0014)		
a. Identify required advance/quartering party tasks from the TSOP.		
b. Identify advance/quartering party vehicles and personnel constraints as established by higher HQ staff element.		
c. Identify time limitations for completion of advance/quartering party tasks.		
d. List essential advance/quartering party tasks.		
e. List equipment required to perform essential tasks within vehicle constraints.		
f. Brief advance/quartering party leader on area preparation tasks, available equipment, and possible options due to decreases in personnel or equipment failure.		

TASK PERFORMANCE / EVALUATION SUMMARY BLOCK							
ITERATION	1	2	3	4	5	M	TOTAL
TOTAL TASK STEPS EVALUATED							
TOTAL TASK STEPS "GO"							
TRAINING STATUS "GO"/"NO-GO"							

"*" indicates a leader task step.

SUPPORTING COLLECTIVE TASKS: NONE
OPFOR TASKS AND STANDARDS: NONE

ELEMENTS: Company Headquarters
 Food Service Section
 Unit Maintenance Section
 Supply Operations Office
 Deprocessing Platoon Headquarters
 Deprocessing Section
 Supply Platoon Headquarters
 Materiel Storage & Handling Section
 Materiel Storage & Maintenance Section

TASK: Plan Unit Defense (63-2-4010)
 (FM 10-27-3) (FM 10-27-2) (FM 3-4)
 (FM 7-10) (STP 21-24-SMCT)

ITERATION: 1 2 3 4 5 M (Circle)
COMMANDER/LEADER ASSESSMENT: T P U (Circle)

CONDITIONS: The unit's defensive area of responsibility has been assigned by a higher HQ staff element and defense of the area must be planned. The unit has analog and/or digital communications with higher HQ. The higher HQ OPORD, the unit TSOP, and higher HQ TSOP are available. The unit commander has conducted a mounted or dismounted reconnaissance of the area. Selected personnel have occupied initial security positions. The unit layout plan is finalized. Automatic weapons are positioned on likely avenues of approach. The unit's administrative and operational areas are established simultaneously with its defensive setup. The detail and complexity of the defense is dependent upon the amount of time the unit is to be at this location. Field expedient and natural shelters are available. This task is performed in all day and night environmental conditions. The unit is subject to air, NBC, and all levels of threat forces attacks. Some iterations of this task should be performed in MOPP4.

TASK STANDARDS: Defense plan is completed IAW the TSOP and higher HQ guidance and is integrated into the higher HQ defense plan. At MOPP4, performance degradation factors increase unit's planning times.

TASK STEPS AND PERFORMANCE MEASURES	GO	NO-GO
*1. Commander and leaders perform terrain analysis of unit's area of responsibility. (04-3306.01-0008, 071-331-0820)		
a. Maintain situational awareness using analog and/or digital communications.		
b. Identify terrain features that provide cover and concealment or other advantages to the threat force.		
c. Identify likely avenues of approach for mounted and dismounted forces and threat aircraft.		
d. Identify probable dead space(s) in the unit's area.		
e. Identify locations of preplanned indirect fire targets and target reference points in coordination with higher HQ staff element using analog and/or digital communications.		
f. Identify locations of restrictive fire zones within or in the immediate vicinity of the unit's area of responsibility.		
*2. Commander and leaders prepare preliminary base fire plan.		
a. List available weapon systems and element to which they are assigned.		
b. Calculate each element's personnel assets based on the availability of personnel during normal operations.		
c. Designate subelement boundaries that cover the entire unit area of responsibility based on the normal availability of weapons and personnel.		

TASK STEPS AND PERFORMANCE MEASURES	GO	NO-GO
d. List probable engagement areas based on terrain analysis of the area of responsibility and data provided by higher HQ staff element.		
e. Establish coordination channels with adjacent units to integrate interlocking fires.		
f. List target areas for each type weapon system in the unit.		
g. List indirect fire and CAS target reference points.		
h. Coordinate fire support coordination measures with higher HQ staff element using analog and/or digital communications.		
*3. Commander and leaders prepare preliminary mobility and countermobility plan. (04-3306.01-0008, 071-331-0820)		
a. List locations of obstacles and types based on desired engagement areas, dead space, and preplanned indirect fire support using analog and/or digital communications.		
b. Identify available obstacle assets and resources for emplacement.		
c. Coordinate additional obstacle requirements with higher HQ staff element using analog and/or digital communications or messenger.		
*4. Commander and leaders prepare preliminary air defense plan. (O1-0401.20-0001)		
a. Identify applicable air defense policies, procedures, and requirements in higher HQ and unit TSOP.		
b. List probable air avenues of approach.		
c. List current weapon control status as received from higher HQ staff element.		
d. Identify air defense warning signals.		
e. Designate locations for air watch positions.		
*5. Commander prepares reaction force plan.		
a. Lists base cluster reaction force requirements based on higher HQ TSOP or guidance.		
b. Lists internal reaction force requirements based on unit TSOP and personnel availability.		
c. Designates internal reaction force rally point.		
d. Lists subelements' tasking for external and internal reaction forces requirements.		
*6. Commander prepares ground early-warning plan.		
a. Designates location for employment of PEWS based on terrain analysis.		
b. Designates location(s) for deliberate OPs and LPs.		
*7. Commander plans sector defense.		
a. Designates boundaries of subelements based on unit plan.		
NOTE: Boundaries should be consistent with deployed weapon systems and personnel available to man the perimeter.		
b. Designates crew-served automatic weapon positions with fields of fire that cover most likely dismounted avenues of approach and afford maximum cover and concealment.		
c. Designates antiarmor weapon positions, laterally and in depth that cover most likely mounted avenues of approach and affords maximum cover and concealment.		

TASK STEPS AND PERFORMANCE MEASURES	GO	NO-GO
d. Assigns sectors of fire to crew-served weapons where their fires overlap, integrate, and mutually support beyond the point of hand grenade range (35 meters).		
e. Assigns armor kill zones for antiarmor weapons within the element.		
f. Assigns grenade launcher positions to cover dead space areas.		
g. Designates individual weapon positions where fires overlap and provide flank security for automatic weapons.		
h. Identifies indirect fire and CAS target reference points within the platoon's sector.		
i. Identifies locations and types of obstacles within the platoon's sector.		
j. Identifies locations of restrictive fire zones within the platoon's sector.		
k. Coordinates integration of interlocking fires with adjacent elements on the left and right.		
*8. Section/squad leaders plan sector defense.		
a. Identify all primary positions within the section/squad's sector.		
b. Identify locations of obstacles, target reference points, and restrictive fire zones within the section/squad's defensive sector.		
c. Select alternate positions for each primary position that covers the same sector of fire as the primary position.		
d. Select individual alternate positions based on key weapon alternate positions.		
e. Select alternate positions that provide covered and concealed withdrawal routes.		
f. Select supplementary positions that are within 200 meters of primary positions and are oriented in a different direction from primary positions.		
g. Designate sectors of fire for each supplementary position that interlock and provide mutual supporting fire.		
h. Coordinate integration of interlocking fires with adjacent elements using analog and/or digital communications or messenger.		

TASK PERFORMANCE / EVALUATION SUMMARY BLOCK							
ITERATION	1	2	3	4	5	M	TOTAL
TOTAL TASK STEPS EVALUATED							
TOTAL TASK STEPS "GO"							
TRAINING STATUS "GO"/"NO-GO"							

SUPPORTING INDIVIDUAL TASKS		
Task Number	Task Title	References
071-331-0820	Analyze Terrain	STP 10-92M15-SM-TG
		STP 21-24-SMCT
O1-0401.20-0001	Direct Unit Air Defense	STP 21-II-MQS

SUPPORTING COLLECTIVE TASKS	
Task Number	Task Title
09-3-4007	Plan Occupation of New Area of Operations
09-3-4008	Perform Advance/Quartering Party Activities
63-2-4007	Plan Occupation of New Area of Operations
63-2-4007.09-0567	Plan Occupation of New Area of Operations

SUPPORTING COLLECTIVE TASKS	
Task Number	Task Title
63-2-4007.09-1007	Plan Occupation of New Area of Operations
63-2-4007.43-0079	Plan Occupation of New Area of Operations
63-2-4007.43-0167	Plan Occupation of New Area of Operations
63-2-4007.43-0168	Plan Occupation of New Area of Operations
63-2-4008	Perform Advance/Quartering Party Activities
63-2-4008.09-0567	Perform Advance/Quartering Party Activities
63-2-4008.09-1008	Perform Advance/Quartering Party Activities
63-2-4008.43-0079	Perform Advance/Quartering Party Activities
63-2-4008.43-0167	Perform Advance/Quartering Party Activities
63-2-4008.43-0168	Perform Advance/Quartering Party Activities
63-2-5007	Plan Occupation of New Area of Operations
63-2-5008	Perform Advance/Quartering Party Activities

“*” indicates a leader task step.

OPFOR TASKS AND STANDARDS: NONE

- ELEMENTS:** Company Headquarters
 Food Service Section
 Unit Maintenance Section
 Supply Operations Office
 Deprocessing Platoon Headquarters
 Deprocessing Section
 Supply Platoon Headquarters
 Materiel Storage & Handling Section
 Materiel Storage & Maintenance Section

TASK: Plan Area Damage Control Operations (63-2-4014)
 (FM 100-14) (FM 21-10) (FM 3-4)
 (FM 3-5) (FM 5-103) (FM 63-2)
 (FM 63-2-1) (STP 21-24-SMCT)

ITERATION: 1 2 3 4 5 M (Circle)
COMMANDER/LEADER ASSESSMENT: T P U (Circle)

CONDITIONS: The commander has directed that a plan for area damage control be developed. The unit has analog and/or digital communications with higher HQ. The higher HQ OPORD, the unit TSOP, and higher HQ TSOP are available. The CP, bivouac and operational areas, and perimeter defenses are set up. This plan covers potential damage caused by threat forces or the forces of nature. This task is performed in all day and night environmental conditions. The unit is subject to air, NBC, and all levels of threat forces attacks. Some iterations of this task should be performed in MOPP4.

TASK STANDARDS: ADC plan is completed IAW TSOP and OPORD within the time prescribed by higher HQ staff element. At MOPP4, performance degradation factors increase planning completion time.

TASK STEPS AND PERFORMANCE MEASURES	GO	NO-GO
1. Unit HQ identifies ADC assets and probable requirements.		
a. Identifies static requirements and procedures by reviewing higher HQ TSOP and OPORD.		
b. Coordinates ADC requirement changes with the higher HQ staff element using analog and/or digital communications or messenger.		
c. Identifies on-hand equipment required for ADC operations as prescribed by higher HQ TSOP.		
d. Identifies personnel available for ADC operations.		
e. Requests equipment to fill shortages through higher HQ staff element using analog and/or digital communications or messenger.		
f. Coordinates resolution of equipment and personnel shortages with higher HQ staff element using analog and/or digital communications or messenger.		
g. Tasks subelements for ADC personnel and vehicles based on higher HQ TSOP, current mission requirements, and personnel availability during normal operations.		
*2. Element leaders provide support to unit ADC plan.		
a. Identify element personnel and equipment to be used for ADC.		
b. Forward a list of required personnel and equipment to the unit HQ using analog and/or digital communications or messenger.		
3. Unit headquarters prepares ADC plan. (031-507-3003, 04-5030.00-2020)		

TASK STEPS AND PERFORMANCE MEASURES	GO	NO-GO
a. Organizes light rescue, decontamination, and other teams with equipment as prescribed by the TSOP and OPORD.		
b. Identifies ADC priorities of all the CP facilities in coordination with higher HQ staff element.		
c. Identifies locations of alternate operational or alert sites in coordination with higher HQ staff element.		
d. Provides instructions on hardening support facilities.		
e. Forwards ADC plan to the higher HQ for approval using analog and/or digital communications or messenger.		
f. Disseminates ADC plan to all subelements upon approval using analog and/or digital communications or messenger.		

TASK PERFORMANCE / EVALUATION SUMMARY BLOCK							
ITERATION	1	2	3	4	5	M	TOTAL
TOTAL TASK STEPS EVALUATED							
TOTAL TASK STEPS "GO"							
TRAINING STATUS "GO"/"NO-GO"							

SUPPORTING INDIVIDUAL TASKS		
Task Number	Task Title	References
031-507-3003	Supervise Hasty Decontamination	STP 10-92M15-SM-TG
		STP 21-24-SMCT

"**" indicates a leader task step.

SUPPORTING COLLECTIVE TASKS: NONE
OPFOR TASKS AND STANDARDS: NONE

- ELEMENTS:** Company Headquarters
 Food Service Section
 Unit Maintenance Section
 Supply Operations Office
 Deprocessing Platoon Headquarters
 Deprocessing Section
 Supply Platoon Headquarters
 Materiel Storage & Handling Section
 Materiel Storage & Maintenance Section

- TASK:** Maintain Communications (63-2-4017)
 (FM 11-32) (AR 380-19) (AR 530-1)
 (FM 24-16) (FM 24-18) (FM 24-19)
 (FM 24-22) (FM 24-35) (FM 24-35-1)

ITERATION: 1 2 3 4 5 M (Circle)
COMMANDER/LEADER ASSESSMENT: T P U (Circle)

CONDITIONS: The unit must maintain analog and/or digital communications internally, with higher HQ and with other units on the battlefield. Communications equipment has been set up and the SOI/SSI is available. The higher HQ OPORD, the unit TSOP, and higher HQ TSOP are available. Support operations and unit internal operations are conducted by analog and digital communications, telephone, or messenger. Threat is conducting EW and is capable of locating stations with direction finding equipment. This task is performed under all day and night environmental conditions. The unit is subject to air, NBC, and all levels of threat forces attacks. Some iterations of this task should be performed in MOPP4.

TASK STANDARDS: Unit provides uninterrupted 24-hour analog and/or digital communications through one or more external means. At MOPP4, performance degradation factors increase time required to maintain unit communication system.

TASK STEPS AND PERFORMANCE MEASURES	GO	NO-GO
1. Unit HQ operates the unit NCS. (01-5700.02-0001)		
a. Opens analog and/or digital nets IAW current SOI/SSI.		
b. Challenges all analog and/or digital stations in net as required by the SOI/SSI.		
c. Controls entry and departure of all stations.		
d. Monitors the net for operability and connectivity of digital devices.		
e. Reports loss and/or operating difficulties of any analog or digital station to the chain of command and higher HQ communications element.		
f. Enforces station and net restrictions.		
g. Monitors the net to detect errors in operating procedures.		
h. Corrects all errors in net operating procedures.		
i. Enforces station-listening silence as prescribed by or commander's directive.		
j. Lifts radio-listening silence as prescribed by OPORD or commander's directive.		
k. Completes transition to extend range of radio station within 15 minutes, if required.		
l. Remotes radio station at least one kilometer if required.		
m. Directs change to alternate frequency when compromise of primary frequency is suspected.		
n. Closes net IAW the SOI/SSI.		

TASK STEPS AND PERFORMANCE MEASURES	GO	NO-GO
2. Operators transmit and receive messages.		
a. Process messages by precedence, date/time group, and IAW the TSOP.		
b. Process incoming messages without errors.		
c. Forward incoming messages to appropriate element/section.		
d. Check outgoing messages for completeness and readability.		
e. Employ approved radiotelephone procedures.		
f. Transmit messages IAW precedence, correct format, and prescribed text.		
g. Employ approved codes and brevity lists when transmitting the names of persons, places, and sensitive information.		
h. Encode all grid coordinates using the current SOI/SSI.		
i. Decode all grid coordinates using the current SOI/SSI.		
j. Transmit radio messages for no longer than 20 seconds.		
k. Employ lowest operational power setting consistent with operations requirements.		
l. Maintain station log.		
m. Troubleshoot radio set as necessary and within operator's capability.		
n. Correct faults (within operator's capability).		
o. Report uncorrectable faults to higher HQ S6 for resolution.		
3. Unit operators maintain digital and/or analog communications. (01-5711.02-0001)		
a. Maintain digital and/or analog communications between the unit CP and all subelements.		
b. Maintain digital and/or analog communications with higher HQ and all supported unit elements using analog and/or digital communications.		
c. Notify higher HQ S6 when digital and/or analog communications are partially or completely inoperative.		
4. Unit personnel maintain land-line communications. (01-5767.02-0001)		
a. Maintain wire communications between the unit CP and all subelements.		
b. Maintain a hot loop between the unit CP and subelements, if switchboard is not available.		
c. Establish messenger runners when land communications are inoperative.		
5. Radio operators implement FM remedial ECCM. (01-5767.02-0001)		
a. Identify if source of interference is internal or external by disconnecting the radio antenna.		
b. Continue to operate in an attempt to communicate through the jamming.		
c. Switch to high power on radio transmitter.		
d. Advise distant station to switch to high power.		
e. Relocate radio set (mobile units) to take advantage of terrain features to reduce the effects of jamming.		
f. Relocate the antenna to take advantage of terrain features to reduce the effects of jamming.		
g. Submit initial MIJI feeder voice template report to higher HQ communications branch.		

TASK STEPS AND PERFORMANCE MEASURES	GO	NO-GO
h. Reroute message traffic using alternate means of communications, such as relay (through another station), AM, or wire.		
i. Request (using alternate means) that the net change to a backup frequency.		
6. Radio operators implement AM remedial ECCM.		
a. Identify if source of interference is internal or external by disconnecting the radio antenna.		
b. Continue to operate in an attempt to communicate through the jamming.		
c. Check for intentional or unintentional interference.		
d. Check equipment grounding.		
e. Use radio frequency gain/frequency vernier in an attempt to work through the jamming.		
f. Relocate radio set (mobile units) to take advantage of terrain features to reduce the effects of jamming.		
g. Relocate the antenna to take advantage of terrain features to reduce the effects of jamming.		
h. Submit initial MIJI feeder voice template report to assigned or supporting higher HQ communications personnel or element.		
i. Reroute message traffic using alternate means of communications, such as relay (through another station), FM, or wire.		
j. Request (using alternate means) that the net change to a backup frequency.		
7. Unit headquarters maintains generator power.		
a. Operates generators IAW appropriate TMs.		
b. Constructs sound barrier and screening system to muffle noise and minimize heat signature.		
c. Constructs a fuel storage and fire control point for all generators with fire extinguishers as prescribed by the TSOP and commander's guidance.		
8. Unit personnel employ SIGSEC measures.		
a. Employ COMSEC measures to deny friendly telecommunication information to the enemy.		
b. Employ ELSEC measures to protect electromagnetic transmissions, other than communication devices, from threat detection.		
c. Evaluate TEMPEST controls to identify emanation vulnerabilities and implement countermeasures.		

TASK PERFORMANCE / EVALUATION SUMMARY BLOCK							
ITERATION	1	2	3	4	5	M	TOTAL
TOTAL TASK STEPS EVALUATED							
TOTAL TASK STEPS "GO"							
TRAINING STATUS "GO"/"NO-GO"							

"*" indicates a leader task step.

**SUPPORTING COLLECTIVE TASKS: NONE
OPFOR TASKS AND STANDARDS**

TASK: CONDUCT ELECTRONIC WARFARE (63-OPFOR-1012)

CONDITION: OPFOR employs a large number of radio detection finding sets, along with ground and airborne communications analysts, to monitor enemy forces for loose communications security practices.

STANDARD: 1. Locate the positions of enemy command, intelligence, and logistics radio nets. 2. Forward locations to OPFOR HQ. 3. Use jamming signals against enemy radio receivers. 4. Monitor enemy radio nets for intelligence information.

- ELEMENTS:** Company Headquarters
 Food Service Section
 Unit Maintenance Section
 Supply Operations Office
 Deprocessing Platoon Headquarters
 Deprocessing Section
 Supply Platoon Headquarters
 Materiel Storage & Handling Section
 Materiel Storage & Maintenance Section

- TASK:** Establish Communications (63-2-4040)
 (FM 24-16) (AR 380-40) (AR 530-1)
 (FM 10-27-2) (FM 10-27-3) (FM 11-32)
 (FM 24-17) (FM 24-18) (FM 24-19)
 (FM 24-22) (FM 24-33) (FM 24-35)
 (FM 24-35-1) (TC 24-20)

ITERATION: 1 2 3 4 5 M (Circle)

COMMANDER/LEADER ASSESSMENT: T P U (Circle)

CONDITIONS: Unit communications personnel have received the mission to accompany the advance/quartering party to a new site and establish analog and/or digital communications. TSOPs, OPORDs, and other required publications and documents are available. The unit advance/quartering party has arrived at the new site and secured the area. The unit communication plan is available. Equipment and personnel are available. The advance/quartering party has established initial communications. Message service is being provided on a 24-hour basis. This task is performed under all day and night environmental conditions. The unit is subject to air, NBC, and ground Level I threat forces attack. Some iterations of this task should be performed in MOPP4.

TASK STANDARDS: Analog and/or digital communications and generator power are established IAW the communication plan, OPORD, SOI/SSI, and TSOP. At MOPP4 performance degradation factors increase time required to establish communications.

TASK STEPS AND PERFORMANCE MEASURES	GO	NO-GO
*1. Commander/1SG organizes communications element of the advance/quartering party.		
a. Selects personnel to perform all communication set-up tasks at new location.		
b. Selects required vehicles and equipment to establish communications at the new site IAW movement order or TSOP.		
c. Inspects personnel, weapons, MOPP gear, vehicles, and equipment for departure for compliance with TSOP and commander's guidance.		
d. Dispatches communications element to assembly area for departure.		
2. Advance/quartering party establishes wire communications.		
a. Identifies locations of all subordinate platoons/sections.		
b. Plans wire and telephone installation.		
c. Prepares a telephone traffic diagram.		
d. Installs telephone switchboard.		
e. Lays wire for communications between switchboard and other platoons/sections.		
f. Establishes wire communications between HQ and switchboard.		
3. Company HQ supervises company analog and/or digital communication nets. (01-5767.02-0001, 01-5831.02-0003, 01-5831.10-0004, S1-3711.19-5001)		

TASK STEPS AND PERFORMANCE MEASURES	GO	NO-GO
a. Functions as company net control station.		
b. Manages communications security for the company.		
c. Establishes alternate means of communications to include analog and/or digital communications and messenger with higher, lower and adjacent units.		
d. Ensures unit personnel practice COMSEC/ELSEC procedures.		
4. Platoon headquarters supervises platoon analog and/or digital communication nets. (01-5767.02-0001, 01-5831.02-0003, 01-5831.10-0004, S1-3711.19-5001)		
a. Functions as platoon net control station.		
b. Manages communications security for the platoon.		
c. Establishes alternate means of communications to include analog and/or digital communications and messenger with higher, lower and supported units.		

TASK PERFORMANCE / EVALUATION SUMMARY BLOCK							
ITERATION	1	2	3	4	5	M	TOTAL
TOTAL TASK STEPS EVALUATED							
TOTAL TASK STEPS "GO"							
TRAINING STATUS "GO"/"NO-GO"							

SUPPORTING COLLECTIVE TASKS	
Task Number	Task Title
63-1-4015	Perform Battalion Advance/Quartering Party Activities
63-1-4015.63-2015	Perform Battalion Advance/Quartering Party Activities
63-1-5015	Perform Battalion Advance/Quartering Party Activities

"*" indicates a leader task step.

OPFOR TASKS AND STANDARDS: NONE

TASK STEPS AND PERFORMANCE MEASURES	GO	NO-GO
h. Validates MOBPLAN (RC).		
*3. Mobilization officer updates MOBPLAN (RC).		
NOTE: MOBPLAN is updated annually or whenever a change occurs in unit mission or structure.		
a. Revalidates support agreements.		
b. Updates annexes.		
c. Validates unit retrieval plan.		
*4. UMO updates unit movement plan.		
NOTE: The unit movement plan is updated annually or whenever a change occurs in unit mission or structure.		
a. Identifies the administrative, logistics and coordinating requirements for the plan.		
b. Verifies load plans are current and entered into the AUEL.		
c. Updates DEL(s) based on current mission(s).		
d. Updates air load plan based on current mission(s).		
e. Prepares movement binders with key data, to include checklists, the current copy of the AUEL, the DEL, and strip maps.		
f. Identifies hazardous and sensitive/classified cargo and handling procedures.		
g. Identifies BBPCT material requirements.		
h. Coordinates ground movement plan to designated ports with supporting ITO and local authorities, if required.		
i. Verifies personnel identified for deployment equipment teams, super cargoes and advance parties are deployable.		
j. Coordinates tactical information and security requirements with the S2/S3 section.		
*5. Commander reviews unit readiness status.		
a. Validates requisitions for all equipment shortages.		
b. Directs unit supply to conduct an inventory of UBL items.		
c. Identifies unit training status for deployment mission, to include individual/crew served weapons, NBC, driver certification, special equipment, rail teams, air load/pallet build team, BBPCT team, and HAZMAT handlers.		
d. Directs unit HQ to coordinate unit SRP with S1 or supporting installation, as appropriate.		
e. Directs unit to maintain mobilization packet for each soldier IAW directives (RC).		
f. Directs personnel section to screen members not available for deployment.		
g. Resolves nondeployable personnel issues.		
h. Maintains unit liaison with mobilization station.		
i. Directs maintenance section to identify maintenance affecting readiness.		
j. Initiates action to resolve unit maintenance problems affecting readiness.		
k. Directs unit safety officer to prepare risk assessment of the deployment operation.		
*6. Unit leaders prepare for mobilization.		
a. Update section portions of the RSOP and TSOP.		

TASK STEPS AND PERFORMANCE MEASURES	GO	NO-GO
b. Update section portions of the unit battle book, to include the unit mission, organization, locations of mobilization station and ports and extracts from the applicable OPLANs.		
c. Provide input to commander for update of unit METL.		
7. Unit HQ plans for deployment.		
a. Identifies rear detachment requirements.		
b. Plans for property transfer, turnover and control procedures.		
c. Verifies family support group program has been established and key personnel are available.		
d. Prepares plan for storing personnel property and POVs.		
e. Coordinates accreditation of Automated Information Systems (RC).		
f. Identifies key personnel to be ordered to duty in advance of the unit (RC).		
g. Coordinates with S1 for all unit personnel to go through SRP.		
h. Maintains a mobilization packet for each soldier IAW directives (RC).		
i. Coordinates update of RSOP and TSOP by section.		
j. Prepares communications plan.		
k. Identifies force protection measures.		
l. Prepares risk assessment of the deployment operation.		
8. Unit conducts deployment training.		
a. Conducts load out test as directed.		
b. Trains load teams, such as rail loading teams, packing and crating teams, blocking and bracing teams, aerial/seaport load teams in specific team operations.		
c. Conducts mobilization status briefing for all unit personnel (RC).		
d. Conducts test of alert notification plan.		
e. Conducts HAZMAT training as needed.		

TASK PERFORMANCE / EVALUATION SUMMARY BLOCK							
ITERATION	1	2	3	4	5		TOTAL
TOTAL TASK STEPS EVALUATED							
TOTAL TASK STEPS "GO"							
TRAINING STATUS "GO"/"NO-GO"							

"*" indicates a leader task step.

SUPPORTING INDIVIDUAL TASKS: NONE
SUPPORTING COLLECTIVE TASKS: NONE
OPFOR TASKS AND STANDARDS: NONE

ELEMENTS: Company Headquarters
 Food Service Section
 Unit Maintenance Section
 Supply Operations Office
 Deprocessing Platoon Headquarters
 Deprocessing Section
 Supply Platoon Headquarters
 Materiel Storage & Handling Section
 Materiel Storage & Maintenance Section

TASK: Plan Unit Deployment Activities Upon Receipt of a Warning Order (63-2-4828)
 (FM 100-17) (AR 220-1) (AR 220-10)
 (AR 350-41) (AR 710-2) (FM 4-30.3)
 (TM 55-2200-001-12)

ITERATION: 1 2 3 4 5 (Circle)
COMMANDER/LEADER ASSESSMENT: T P U (Circle)

CONDITIONS: The unit is at a normal state of deployment readiness and receives a warning order to prepare for deployment. The unit must plan unit deployment activities upon receipt of a warning order. The CQ or 1SG has notified the commander. The unit has analog and/or digital communications with higher HQ. This task occurs concurrently with the task (Perform Deployment Alert Activities). The movement plan, recall plan, security plan, unit access rosters, and current maps are available. The unit has a trained officer and/or NCO appointed as UMO and alternate UMO. The unit is deploying as part of a higher echelon deployment. Deployment planning activities are performed under all day and night environment conditions, except NBC. This task should not be trained in MOPP4.

TASK STANDARDS: Movement plan is completed IAW governing regulations and higher HQ directions.

TASK STEPS AND PERFORMANCE MEASURES	GO	NO-GO
*1. Commander analyzes mission.		
a. Identifies tasks in the deployment warning order.		
b. Identifies documented relocation policies and procedures from the TSOP and movement order.		
c. Issues warning notice to unit leaders.		
d. Coordinates mission parameters and details with higher HQ using analog and/or digital communications.		
e. Briefs unit leaders on deployment and mission requirements.		
*2. Commander reviews unit readiness status.		
a. Identifies equipment shortages.		
b. Requests assistance from higher HQ to rectify equipment shortages using analog and/or digital communications.		
c. Directs unit supply to conduct an inventory of on-hand UBL items.		
d. Identifies unit training status for deployment mission, to include individual/crew-served weapons, NBC, driver certification, special equipment, rail teams, air load/pallet build team, BBPCT team, Automated Airlift Planning System, HAZMAT certified personnel, and other automated systems operators.		
e. Directs unit HQ to coordinate unit SRP with S1 or with supporting installation, as appropriate.		
f. Directs maintenance section to identify maintenance issues affecting readiness.		
g. Initiates action to resolve unit maintenance problems affecting readiness.		

TASK STEPS AND PERFORMANCE MEASURES	GO	NO-GO
h. Directs unit HQ to review personnel status.		
i. Initiates action to resolve nondeployable personnel issues.		
*3. Commander directs deployment planning.		
a. Directs UMO to update movement plan based on current mission guidance.		
b. Directs unit leaders to update battle book, to include the unit mission, organization and extracts from the applicable OPLANs.		
c. Coordinates mission parameters and details with higher HQ using analog and/or digital communications.		
d. Directs unit safety officer to prepare risk assessment of the deployment operation.		
e. Identifies deployment training requirements.		
*4. UMO updates unit movement plan.		
a. Identifies the administrative, logistics and coordinating requirements for the plan based on the current mission.		
b. Verifies load plans are current and entered into the AUEL.		
c. Updates DEL based on current mission.		
d. Updates air load plan based on current mission.		
e. Updates movement binders with current mission data.		
f. Identifies hazardous and sensitive cargo to deploy.		
g. Verifies hazardous and sensitive/classified cargo handling procedures with installation unit movement coordinator.		
h. Updates BBPCT materiel requirements.		
i. Verifies ground movement plan to designated ports is current.		
NOTE: Performance measure "i" does not apply to the IBCT.		
j. Verifies personnel listed for deployment equipment teams, supercargoes and advance parties are deployable.		
NOTE: "Supercargoes" in performance measure does not apply to IBCT.		
k. Coordinates tactical information and security requirements with the S2/S3 section using analog and/or digital communications.		
5. Unit HQ plans for deployment.		
a. Identifies rear detachment requirements based on current mission.		
b. Identifies advance party personnel requirements.		
c. Plans for property transfer, turnover and control procedures.		
d. Verifies family support group program key personnel are available.		
e. Verifies unit deployment team personnel are available.		
f. Requests commander assign additional and/or replacement personnel for deployment teams and advance party.		
g. Prepares plan for storing personal property and POVs.		
h. Prepares communications plan.		
i. Identifies force protection measures for each step of the deployment process.		
j. Identifies required reports to higher HQ during deployment process.		
k. Identifies rules of engagement for gaining theater.		
l. Performs risk assessment of deployment operation.		

TASK PERFORMANCE / EVALUATION SUMMARY BLOCK							
ITERATION	1	2	3	4	5		TOTAL
TOTAL TASK STEPS EVALUATED							
TOTAL TASK STEPS "GO"							
TRAINING STATUS "GO"/"NO-GO"							

"*" indicates a leader task step.

SUPPORTING INDIVIDUAL TASKS: NONE
SUPPORTING COLLECTIVE TASKS: NONE
OPFOR TASKS AND STANDARDS: NONE

- ELEMENTS:** Company Headquarters
 Food Service Section
 Unit Maintenance Section
 Supply Operations Office
 Deprocessing Platoon Headquarters
 Deprocessing Section
 Supply Platoon Headquarters
 Materiel Storage & Handling Section
 Materiel Storage & Maintenance Section

TASK: Plan Unit Redeployment (63-2-4829)
 (FM 100-17) (AR 220-1) (AR 220-10)
 (AR 710-2) (FM 4-30.3) (TM 55-2200-001-12)

ITERATION: 1 2 3 4 5 (Circle)
COMMANDER/LEADER ASSESSMENT: T P U (Circle)

CONDITIONS: The unit receives a warning order to deploy to home station. The unit is located in the TAA. Some personnel and administrative actions are initiated in the TAA and completed in the RAA. The unit has analog and digital communications with higher HQ. The unit is redeploying as part of a higher HQ redeployment. The redeployment movement plan is available. The unit has a trained officer or NCO appointed as UMO. Preparation activities for redeployment are performed under all day and night environmental conditions. This task should not be trained in MOPP4.

TASK STANDARDS: The redeployment movement plan is completed IAW governing regulations and higher HQ directions. The redeployment OPORD is completed.

TASK STEPS AND PERFORMANCE MEASURES	GO	NO-GO
*1. Commander analyzes redeployment mission.		
a. Identifies tasks in the deployment warning order.		
b. Identifies all documented redeployment policies and procedures from the TSOP, redeployment plan, movement order, OPLANs, and OPORDs.		
c. Issues warning notice to unit leaders.		
d. Coordinates mission parameters and details with higher HQ using analog and/or digital communications.		
e. Identifies redeployment criteria required for unit validation.		
f. Verifies unit follow-on mission if appropriate.		
g. Briefs unit leaders on redeployment and mission requirements.		
*2. Commander reviews unit readiness status.		
a. Identifies equipment shortages.		
b. Inventories UBL items.		
c. Identifies training status of individual/crew-served weapons, NBC, driver certification, special equipment, rail teams, air load/pallet build team, BBPCT team, Automated Airland Planning System, HAZMAT certified personnel, and other automated system operators.		
d. Identifies unit maintenance problems.		
e. Directs unit HQ to review personnel status.		
f. Requests support to correct readiness deficiencies.		
*3. Commander directs redeployment planning.		

TASK STEPS AND PERFORMANCE MEASURES	GO	NO-GO
a. Directs UMO to update redeployment movement plan based on current mission guidance and timeline from higher HQ.		
b. Directs unit leaders to update battle book, to include the unit mission, organization, redeployment ports information and extracts from the applicable OPLANS.		
c. Directs unit safety officer to prepare a risk assessment of the deployment operation.		
d. Issues redeployment OPORD.		
*4. UMO updates redeployment movement plan.		
a. Updates the administrative, logistics, and coordinating requirements for the plan based on current mission.		
b. Updates redeployment movement plan based on current mission guidance.		
c. Verifies load plans are current and entered into the AUEL.		
d. Updates DEL based on current missions.		
e. Updates movement binders with mission specific information.		
f. Identifies hazardous and sensitive/classified handling procedures for each mode of transport and each port.		
g. Updates BBPCT materiel requirements.		
h. Verifies status of personnel listed for redeployment equipment teams, supercargoes, and advance parties.		
i. Coordinates tactical information and security requirements with the support operations section using analog and/or digital communications.		
5. Unit HQ plans for redeployment.		
a. Plans steps to meet redeployment validation criteria.		
b. Identifies force protection measures in the AAs and MAs.		
c. Incorporates redeployment family reunion requirements into planning timeline.		
d. Plans media contact for return to home station.		
e. Initiates planning for welcome home ceremony.		
f. Identifies requirements and plans for stress-control briefings.		
g. Provides rear detachment with information on redeployment for dissemination to families.		
h. Performs risk assessment on redeployment operations.		
i. Coordinates security of sensitive items.		

TASK PERFORMANCE / EVALUATION SUMMARY BLOCK							
ITERATION	1	2	3	4	5		TOTAL
TOTAL TASK STEPS EVALUATED							
TOTAL TASK STEPS "GO"							
TRAINING STATUS "GO"/"NO-GO"							

"*" indicates a leader task step.

SUPPORTING INDIVIDUAL TASKS: NONE
SUPPORTING COLLECTIVE TASKS: NONE
OPFOR TASKS AND STANDARDS: NONE

TASK STEPS AND PERFORMANCE MEASURES	GO	NO-GO
c. Supervise the inspection and receipt of Class VII supplies.		
d. Supervise the deprocessing of Class VII supplies.		
e. Supervise transfer of Class VII items to supply platoon.		
f. Enforce safety procedures.		

TASK PERFORMANCE / EVALUATION SUMMARY BLOCK							
ITERATION	1	2	3	4	5	M	TOTAL
TOTAL TASK STEPS EVALUATED							
TOTAL TASK STEPS "GO"							
TRAINING STATUS "GO"/"NO-GO"							

"*" indicates a leader task step.

SUPPORTING INDIVIDUAL TASKS: NONE
SUPPORTING COLLECTIVE TASKS: NONE
OPFOR TASKS AND STANDARDS: NONE

Chapter 6

External Evaluations

6-1. INTRODUCTION. An external evaluation is conducted to assess the unit's ability to perform its critical wartime mission. This chapter is a guide for preparing an external evaluation. The unit may modify the evaluation, based on METT-TC and other considerations, as deemed appropriate by the commander. The unit will be evaluated using the standards from selected T&EOs found in Chapter 5 of this MTP. This evaluation will encompass the whole unit and should employ a realistic OPFOR and the use of MILES. After completing the evaluation, the unit commander should be able to identify the strengths and weaknesses of the unit. These strengths and weaknesses will form the basis for future training and resource allocation.

6-2. PREPARING THE EVALUATION. The commander must standardize evaluation procedures to accurately measure the unit's capabilities.

a. Prepare the evaluation by developing a scenario containing the major missions and appropriate tasks. Compile the selected missions and tasks in the order they logically occur in the detailed scenario. Group the selected missions and tasks in parts for continuous operations. Parts can be interrupted at logical points to assess MILES casualties and conduct in-process AARs. Selective tailoring is required, because it is not possible to evaluate every task. Figure 6-1 illustrates the general scenario of tasks performed in this exercise. The following procedures are suggested for developing the evaluation:

(1) Identify the missions for evaluating each echelon or element, using Table 2-1. Record the selected missions in the unit proficiency worksheet found at Figure 6-2.

(2) List each mission on a task summary sheet, Figure 6-3.

(3) Select the tasks for the evaluation of every mission. List the selected tasks on the task summary sheets, which are used for recording the results of the evaluation.

(4) Compile the selected missions and tasks in the order they logically occur in the detailed scenario. Group the selected missions and tasks in parts for continuous operations as in Table 6-1, Sample Evaluation Scenario. Parts can be interrupted at logical points to assess MILES casualties and to conduct in-process AARs.

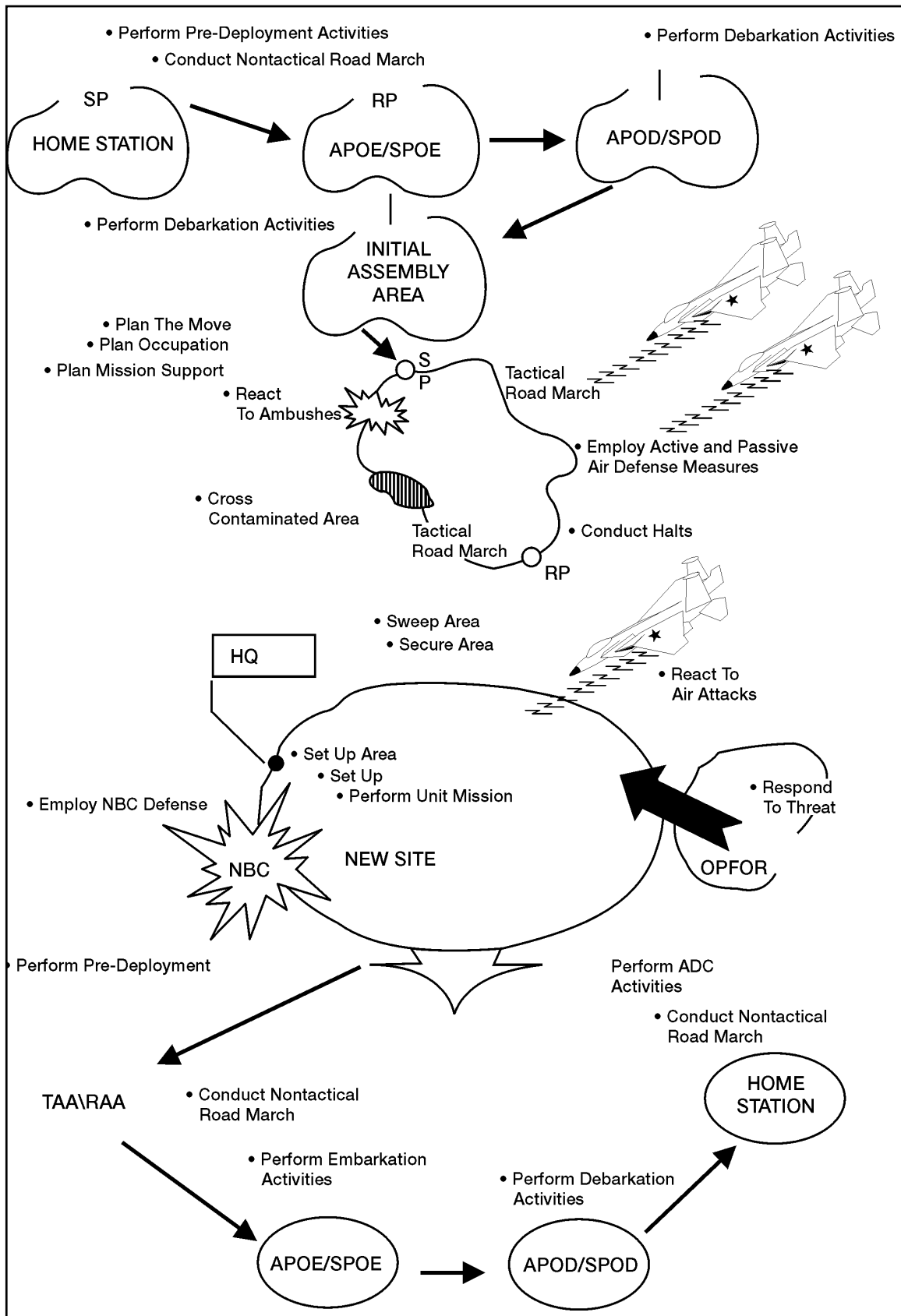


Figure 6-1. Example Graphic Scenario

Unit Proficiency Worksheet						
<i>Unit</i> _____ <i>Date</i> _____						
No.	Unit Mission /Task	Section /Squad	Section /Squad	Section /Squad	Section /Squad	Unit Overall and Remarks
		GO NO-GO	GO NO-GO	GO NO-GO	GO NO-GO	
		GO NO-GO	GO NO-GO	GO NO-GO	GO NO-GO	
		GO NO-GO	GO NO-GO	GO NO-GO	GO NO-GO	
		GO NO-GO	GO NO-GO	GO NO-GO	GO NO-GO	
		GO NO-GO	GO NO-GO	GO NO-GO	GO NO-GO	
		GO NO-GO	GO NO-GO	GO NO-GO	GO NO-GO	
		GO NO-GO	GO NO-GO	GO NO-GO	GO NO-GO	
		GO NO-GO	GO NO-GO	GO NO-GO	GO NO-GO	
		GO NO-GO	GO NO-GO	GO NO-GO	GO NO-GO	
		GO NO-GO	GO NO-GO	GO NO-GO	GO NO-GO	
		GO NO-GO	GO NO-GO	GO NO-GO	GO NO-GO	
		GO NO-GO	GO NO-GO	GO NO-GO	GO NO-GO	
* If more space is required for remarks use the backside of this form.						

Figure 6-2. Example Unit Proficiency Worksheet

Table 6-1. Heavy Materiel Supply Company Evaluation Scenario

<i>EVENT</i>	<i>ACTION</i>	<i>ESTIMATED TIME</i>	<i>TIME FRAME</i>	
6.	After action review (AAR)	1 hr		
7.	Receive movement order		30 min	
8.	Conduct nontactical road march	1 hr		
9.	Arrive at aerial port of embarkation (APOE)/seaport of embarkation (SPOE)		10 min	
10.	Perform embarkation activities	2 hrs		
11.	Arrive aerial port of debarkation (APOD)/sea port of debarkation (SPOD)		30 min	
12.	Perform debarkation activities	2 hrs		
13.	Perform staging and marshaling activities	2 hrs		
14.	Conduct theater reception operations	2 hrs		
15.	Coordinate theater integration activities	2 hrs		
16.	AAR	1 hr		
PART 2				
17.	Receive and verify warning order		10 min	Day 2 0600
18.	Analyze mission		30 min	
19.	Prepare movement plan	2 hrs		
20.	*Prepare occupation plan	1 hr		
21.	*Provide input to S2/3	1 hr		
22.	Organize march elements		30 min	
23.	Conduct route reconnaissance	1 hr		
24.	*Prepare vehicles and equipment	1 hr		
25.	*Dismantle current operating site	1 hr		
26.	Receive movement order		30 min	
27.	Organize advance/quartering party		10 min	
28.	Brief advance/quartering party		15 min	
29.	Dispatch advance/quartering party		15 min	
30.	Conduct advance/quartering party operation	4 hrs		
31.	AAR	1 hr		
32.	Conduct convoy operations to relocate to a new area	3 hrs		
33.	*Cross start point (SP)		10 min	
34.	*Conduct road march		45 min	
35.	*Cross contaminated area		45 min	
36.	*Threat interdictions		40 min	
37.	Continue convoy		45 min	
38.	Cross release point (RP)		10 min	
39.	AAR		30 min	
40.	Establish unit and headquarters area of operations	7 hrs		
41.	*Organize unit defense	2 hrs		
42.	*Establish NBC defense operations	1 hr		
43.	*Set up unit headquarters and bivouac area, supply section, platoons and sections.	5 hrs		
44.	*Perform personnel and administrative support	2 hrs		
45.	*Perform field sanitation activities	2 hrs		
46.	*Perform internal supply activities	1 hr		
47.	*Perform unit level maintenance activities	2 hrs		
48.	*Provide food service support	4 hrs		
49.	AAR	1 hr		

Table 6-1. Heavy Materiel Supply Company Evaluation Scenario

<i>EVENT</i>	<i>ACTION</i>	<i>ESTIMATED TIME</i>	<i>TIME FRAME</i>	
PART 3				
50.	Provide GS Class VII support	18 hrs	Day 3	0600
51.	*Receive resupply by airdrop	2 hrs		
52.	* Receive external sling load resupply	2 hrs		
53.	AAR	1 hr		
54.	Defend unit area	10 hrs	Day 4	0600
55.	*Receive alert message		10 min	
56.	*Occupy fighting positions		15 min	
57.	*Increase perimeter manning		20 min	
58.	*Assemble reaction forces		30 min	
59.	*React to Level I threat		30 min	
60.	*Respond to nuclear, biological, and chemical (NBC) attack		30 min	
61.	*Perform decontamination and monitoring operations	2 hrs		
62.	*Continue support of battalion headquarters	2 hrs		
63.	Receive notification of Level II/III ground attacks		10 min	
64.	Increase defense preparations		30 min	
65.	Defend against OPFOR attack	1 hr		
66.	*Detect threat		15 min	
67.	*Engage threat		30 min	
68.	*Request indirect fire or close air support (CAS)		15 min	
69.	*Disengage threat		30 min	
70.	Conduct hasty displacement	1 hr		
71.	Hand over battle to tactical combat force (TCF)/military police (MP)		30 min	
72.	Reorganize unit	1 hr		
73.	Conduct area damage control (ADC)	2 hrs		
74.	*Treat wounded	1 hr		
75.	*Evacuate wounded	1 hr		
76.	*Perform unit mortuary affairs operations	2 hrs		
77.	Reconstitute unit	3 hrs		
78.	AAR	1 hr		
Part 4				
79.	Receive and verify warning order for redeployment		30 min	Day 5 0600
80.	Perform administrative and SRP activities	1 hr		
81.	Turn in excess stocks	1 hr		
82.	Dismantle current operating site	2 hrs		
83.	Inspect vehicles and equipment	2 hrs		
84.	Load vehicles and equipment	3 hrs		
85.	AAR	1 hr		
PART 5				
86.	Receive movement order		30 min	
87.	Conduct nontactical road march	1 hr		
88.	Arrive APOE/SPOE		10 min	
89.	Perform staging activities	1 hr		
90.	Perform embarkation activities	1 hr		

Table 6-1. Heavy Materiel Supply Company Evaluation Scenario

EVENT	ACTION	ESTIMATED TIME	TIME FRAME
91.	AAR	1 hr	
92.	Arrive APOD/SPOD		30 min
93.	Perform debarkation activities	1 hr	
94.	Perform staging activities		30 min
95.	Receive movement order		30 min
96.	Conduct non-tactical road march	1 hr	
97.	Arrive home station		30 min
98.	Conduct home station activities	2 hrs	
99.	Final AAR	2 hrs	
			Total Time: 105hrs 25 min
Notes:			
1: Events are performed to standard, not time limitations. The time required to train an event varies based on METT-TC factors and the training proficiency of the unit.			
2: Additional time is required if large portions of the exercise are conducted at night, under limited visibility, or under mission oriented protective posture (MOPP) conditions.			
3: Time must be added to the exercise (sleeping time, eating time, and travel time to and from the training area).			
* Indicates time not added to the total time because tasks are performed simultaneously with other tasks.			

b. Support requirements must be coordinated and consistent with the level of evaluation (section, staff element, etc.) being conducted. OPFOR players and controllers must also be identified early to support free play if required. Table 6-2 is a consolidated list of support requirements for this evaluation. It is based on experiences with the scenario in Table 6-1. The evaluating headquarters will prepare its own consolidated support requirements.

Table 6-2. Consolidated Support Requirements

AMMUNITION	QUANTITY
5.56 mm squad automatic weapon (SAW) (Blank)	300 rds/wpn
5.56 mm SAW (Blank)	600 rds/wpn OPFOR
5.56 mm (Blank)	150 rds/wpn
5.56 mm (Blank)	300 rds/wpn OPFOR
40 mm (Blank)	120 rds/wpn
.50 Cal (Blank)	600 rds/wpn
9 mm (Blank)	30 rds/wpn
Blank adapter	1 set/wpn
MILES	1 set/wpn
Smoke grenades	4 ea per OPFOR
Simulators, booby trap	4 per unit
Claymore mine (tng)	4-6 per unit
Simulators, hand grenades	10 per OPFOR
Anti-tank weapon effect signature simulation (ATWESS)	1 per Light Anti-tank/Anti-armor weapon (LAW) / M136 Light Antiarmor AT4
Claymore mine (tng)	4-6 per OPFOR
Simulators, arty	2 per trainer/evaluator
Simulators, arty	4 ea per OPFOR

Table 6-2. Consolidated Support Requirements

AMMUNITION	QUANTITY
<u>FUEL</u>	
Use known historical data or Operations Logistics Planner (OPLOGPLN) software. Multiply the pieces of equipment times the amount of fuel per mile (or hour), times the projected operating mileage (or hours).	
<u>NBC EQUIPMENT</u>	
TOE equipment is used.	

c. Selecting and preparing the field evaluation site. The required size, type of terrain, OPFOR requirements, and administrative requirements are the basis for site selection. For this evaluation, an area of 1.5 kilometers by 1.5 kilometers is required, supplemented by areas suitable for airdrop and sling-load resupply activities. The OPFOR is positioned according to threat doctrine. The site must provide space for the administrative area required to support the evaluation.

d. Planning indirect fire simulation. Because it greatly influences the outcome of battles, reaction to indirect fire is an important consideration of the evaluation. Indirect fire simulation requires considerable planning to achieve realism.

(1) The fire control system outlined in TC 25-6 is a recommended method of simulating indirect fire. Due to the amount of required resources, this method may be difficult to support.

(2) The commander may use the evaluation control headquarters method or the simulation without OPFOR method to evaluate the unit's ability to react to indirect fire. If the evaluation control headquarters method is used, the OPFOR will initiate a call for fire to the evaluation control headquarters that will simulate the tactical FDC. The control headquarters would then relay the delivery data to the OCs, who would mark the impact of the round with artillery simulators and assess appropriate casualties. If an OPFOR is not used, the OC may ignite artillery simulators and observe the unit's reactions. The FM-25 series provide assessment and computation tables that may be used to determine casualties. Indirect fire simulation must be realistic and limited to what the unit could reasonably expect under combat conditions.

6-3. SELECTING THE OBSERVER CONTROLLERS.

a. OCs must know the unit's missions, organization, equipment, and employment. They should be at least equal in rank to the unit commander and have successfully performed in that specific or similar command position.

b. The following are minimum rank and experience requirements for the evaluators:

(1) Detachment OC will be an officer with company/detachment command experience.

(2) Platoon or section OCs will be a lieutenant or NCO with platoon or section experience.

(3) Recorder will be an officer or NCO at the evaluation control headquarters who receives "kill" information or results and time data from the OCs.

6-4. TRAINING THE OBSERVER CONTROLLERS. OCs standardize administration of the evaluation by understanding the following functional areas:

a. Evaluation design. Each part is designed to evaluate specific missions or tasks within the overall scenario. OCs must thoroughly understand the evaluation and correctly implement it.

b. MILES. Each OC, regardless of position, must have full knowledge of the unit's weapons and vehicles and must also thoroughly understand the MILES system being used. The unit commander is responsible for ensuring that all MILES equipment is functional before each part of the scenario.

c. Evaluation control system. This system ensures that the evaluation is administered in a consistent and standardized manner and that correct data is collected for the final evaluation. It includes the following elements:

- (1) Rules of engagement.
- (2) OC duties and responsibilities.
- (3) Communication systems.
- (4) Evaluation data collection plan.

d. Safety. During any training event, all soldiers and leaders must be safety conscious. Evaluators must ensure that all events are conducted within established safety constraints. Prior to the beginning of each event, all personnel will be briefed on specific safety measures to take during execution.

6-5. RECORDING EXTERNAL EVALUATION INFORMATION.

a. The evaluating headquarters develops the data recording instruments for the OCs. The unit data sheet, Figure 6-4, documents demographic information that may influence a unit's performance. The environmental data sheet, Figure 6-5, documents weather information in order to compare missions under differing environmental conditions. The personnel and equipment loss report, Figure 6-6, documents information that may affect the unit's degree of success during engagements with the OPFOR.

b. The senior OC has the overall responsibility for preparation of the external evaluation. This evaluation is based on his own findings and his subordinate OCs' input. Subordinate OCs use the task evaluation criteria (T&EO from Chapter 5 and task summary sheets, Figure 6-3) to determine overall proficiency in their particular areas. The senior OC compiles the external evaluation results as prescribed by the evaluating commander. Deviations from the task standard assessed by the unit OC may be addressed in the senior OC comments portion of the unit proficiency worksheet.

UNIT DATA SHEET						
1. UNIT DESIGNATION: _____				DATE: _____		
2. UNIT LEADERS (CIRCLE MOST CORRECT ANSWER)						
POSITION	RANK	TIME IN UNIT (MONTHS)				
		1 - 3	4 - 6	7 - 12	13 - 18	OVER 19
		1 - 3	4 - 6	7 - 12	13 - 18	OVER 19
		1 - 3	4 - 6	7 - 12	13 - 18	OVER 19
		1 - 3	4 - 6	7 - 12	13 - 18	OVER 19
3. UNIT STRENGTH (Excluding Leaders): _____						
4. EQUIPMENT SHORTAGES (Major Items):						

5. COMMENTS:						

EVALUATOR SIGNATURE: _____						

Figure 6-4. Example Unit Data Sheet

ENVIRONMENTAL DATA SHEET					
EXERCISE NUMBER AND DESCRIPTION:					
DATE/TIME EXERCISE STARTED:					
DATE/TIME EXERCISE ENDED:					
1. WEATHER CONDITIONS: (Circle appropriate description)					
CLEAR	PARTLY CLOUDY	HAZY	RAINING	SNOWING	FOG
OTHER: TEMPERATURE:					
2. GROUND CONDITIONS: (Circle appropriate description)					
DRY		WET		ICE	
OTHER: SNOW					
3. LIGHT CONDITIONS: (Circle appropriate description)					
DAY			NIGHT		
MOON PHASE:		1/4	1/2	3/4	FULL
AVERAGE RANGE OF VISIBILITY DUE TO LIGHT:					
4. TERRAIN: (Circle appropriate description)					
FLAT	ROLLING	MOUNTAINOUS	JUNGLE	DESERT	URBAN
OTHER: ARCTIC					
TOP SOIL:		SANDY		ROCKY	
		CLAY		OTHER:	
AVERAGE RANGE OF VISIBILITY DUE TO TERRAIN:					
5. REMARKS:					

Figure 6-5. Example Environmental Data Sheet

- (4) Training scenarios.
- (5) OPFOR weapons and equipment, if available.

c. OPFOR strength.

(1) Unit in the offense. Using MILES, the unit should outnumber the OPFOR three-to-one if an attack by the unit is to be successful. If the OPFOR is stronger than this ratio, only the most exceptional unit will be successful. The OPFOR must be armed with weapons capable of defeating any of the unit's assets. As a general rule, the OPFOR should be strong enough to offer the unit a realistic challenge, but one that the unit can defeat when proper tactics are employed.

(2) Unit in the Defense. The OPFOR, at a minimum, should have a three-to-one ratio of superiority over the unit because anything less will not effectively challenge the unit when it is defending. The OPFOR should have sufficient weapons and ammunition to conduct a successful attack. They must be more than merely a series of obstacles to destroy. The OPFOR should be allowed to plan its own attack for each mission and not be forced into a "canned" attack that all units will quickly defeat. Once the OPFOR establishes its plan, it must use the same plan for all other like units for that event in order to maintain the objectivity and standardization of the evaluation.

6-7. CONDUCTING THE EVALUATION. Evaluations are divided into three distinct areas. Each area requires a different degree of preparation and coordination.

a. Pre-evaluation.

(1) The senior OC and all other OCs must recon the evaluation area to know the unit's boundaries, disposition of the OPFOR, and the most likely avenues of approach throughout the field evaluation site's AO.

(2) The unit must prepare an OPORD and FRAGO to control the exercise. An order is prepared for each mission in the evaluation scenario. These can be prepared by using the skeleton orders contained in the STXs and FTXs in Chapter 4.

(3) Unit preparatory activities include installing and troubleshooting MILES equipment, loading vehicles, conducting inspections, and performing other logistics and administrative actions as required.

(4) The OPFOR is placed in position and briefed while the unit is conducting its preparatory activities.

(5) The OCs should make an equipment function check after (each time) the unit has completed a move and the unit leaders have issued instructions.

b. Evaluation. The senior evaluator controls the exercise and oversees the recording of mission performance. Evaluators resolve all conflicts and record all staff limitations as they arise. A debriefing should take place between modules to clear up any questions. Evaluators must remain neutral throughout the evaluation.

(1) The evaluation team controls the evaluation in two ways. First, it uses measures established in both the movement order and in paragraphs 3 and 5 in the OPORD and FRAGO. Second, the team controls the evaluation through the team commander (simulated by the senior OC for this evaluation) on the team net. The team does not control in the traditional sense; instead it accompanies the unit as observers. Only the senior OC has direct verbal contact with the unit commander. Other OCs do not speak to, aid, advise, point out positions, or in any way influence the unit's performance, except for a possible or actual safety issue or emergency. OCs are neutral throughout the evaluation.

(2) Once the senior OC issues the OPORD and movement order, the unit commander executes the events and actions prescribed in the first part of the evaluation scenario within the estimated time. From this point, all successive parts begin with a FRAGO.

(3) The senior OC terminates a part of the evaluation when the unit has completed all the events and actions in a particular area or has suffered so many casualties or damage that the part cannot be completed. The OC must record the reasons for the termination in the margin of the OC's task summary sheets and report his action to the evaluation control headquarters. At this time, OCs must perform the following actions:

(a) Inspect all MILES equipment, record "kill" codes, and reset equipment. Any damaged or inoperative MILES equipment is replaced.

(b) Resolve all casualty data to determine the time, place, number, and cause of casualties. This information is reported to the recorder in the evaluation control headquarters.

(c) Debrief the unit to resolve questions. Afterwards, the senior OC directs the unit to continue its mission after it receives a FRAGO or OPORD for the next part.

(4) The OCs should follow these guidelines:

(a) Report major "kills" (vehicles, groups).

(b) Report major weapons fired. Together with reporting major kills, this is the best method for determining direct fire effectiveness. Both significant firings and hits are reported to the evaluation control headquarters.

(c) Enforce rules of engagement.

(d) Observe critical tactical events. OCs must spot and record any action that might have an effect on later performance or mission outcome.

(e) Record travel routes and unit's location.

(f) Inform OPFOR controllers of the unit's location, direction, and intent. This is necessary to enable OPFOR actions to be controlled in accordance with the desired sequence of events.

(g) Enforce safety.

(h) Terminate mission.

c. Post evaluation. After the evaluation is terminated, the unit moves to an assembly area and performs the following functions:

(1) The unit OC debriefs subordinate OCs and compiles all data (evaluator packets) for the evaluation.

(2) The unit OC must complete the task summary sheets.

(3) The unit must turn in all completed OC packets (with the OC scoring system) to control headquarters for recording and analysis.

(4) The unit OC must conduct an AAR of the unit's performance.

(5) Each element OC should conduct an AAR of his element's performance.

6-8. CONDUCTING THE AFTER ACTION REVIEW.

a. General. AARs should be planned at logical intervals during the exercise. Identifying performance deficiencies while still fresh, getting everyone involved, and preventing the reinforcement of bad habits are critical to improved performance. On-the-spot evaluations and corrections should also be emphasized without compromising unit command relationships.

b. Feedback. Because all members of the unit participate in an AAR, each member becomes a source of feedback. This provides a richer "database" for key points. The AAR leader draws information from each member that becomes an important part of the discussion. This information is the basis for discussing alternate courses of action.

c. Preparing the after action review (AAR). AAR preparation involves five steps:

(1) Review training orders and objectives. Training objectives are the focus of the discussion of exercise results. The FRAGOs and OPORDs included in the exercise design implement these objectives. The OCs should be familiar with the objectives, FRAGOs, and OPORDs so they can note orders given by leaders of the evaluated unit and subordinate elements that either implement these objectives or deviate from them.

(2) Observe the exercise. This is an active process. The emphasis is on noting those actions that make the difference between the unit's success or failure. OCs do not need to remain close to the unit leader. Because unit orders identify important activities and checkpoints, OCs must be present when the commander issues the order. OCs should position themselves where they can best observe anticipated critical events. Examples of critical events include:

(a) Crossing a radiologically contaminated area.

(b) Performing unit supply operations.

(c) Responding to an NBC attack.

(3) Select the site and assemble the participants. After the exercise, select a site for the AAR. If possible, hold the AAR where the majority of action occurred, where most of the critical events took place (normally mission support areas), or where the terrain can be observed. Usually, the OPFOR or unit objectives are suitable for assembling the players and conducting AARs.

(4) Debrief the OCs. While the units are moving to the selected site, the OCs should be debriefed. The senior OC must have a complete understanding of what happened in the exercise. The fourth step in AAR preparation is to obtain a detailed description of the exercise's events in the order they occurred.

(5) Review the events. After the senior OC has a sound understanding of what happened during the exercise, he reviews the events that are ranked in terms of their relevance to the training objectives and their contributions to the exercise outcome. He selects as many events as can be covered in detail during the time allowed for the AAR and places them in chronological order.

d. Conducting the AAR. Conducting the AAR requires five steps:

(1) Organize the participants. When the senior OC and AAR leader assembles the participants, he groups them according to their organization in the exercise. Each subordinate element's OC is responsible for the element he observed.

(2) State the training objectives. The AAR leader makes a brief statement of the training objectives for the exercise. These are described as specifically as possible. He states any additional teaching points that he intends to cover during the AAR. These should be limited to three or four key points in order to keep the AAR focused and prevent it from becoming excessively long.

(3) Lead the discussion. The AAR leader guides the discussion of events in their order of occurrence. Diagrams help players visualize the exercise development. The AAR leader starts by outlining the main missions identified in paragraph 1-4. As the AAR proceeds, he has the participants review each in detail. Each event is discussed in detail to make teaching points about the unit's performance during the event. The AAR leader should—

(a) Avoid giving a critique or lecture.

(b) Guide the discussion by asking leading questions.

(c) Suggest the players describe what occurred in their own terms.

(d) Suggest the players discuss not only what happened, but also how it happened, and how it could be done better.

(e) Focus the discussion to ensure that important tactical and mission-related lessons are made explicit.

(f) Relate events to subsequent results.

(g) Avoid detailed examination of events not directly related to major training objectives.

(h) Encourage the participants to use diagrams to illustrate teaching points and to show routes, phase lines, and objectives.

(i) Prohibit players from offering self-serving excuses for inappropriate tactical actions.

(4) Review the sequence of events associated with the hazards of the risk assessment made prior to the exercise. Ask the following questions:

(a) Were effective controls put in place to avoid accidents?

(b) Was training realism reduced through artificial control measures?

(c) Were all participants aware of hazards down to the lowest level?

(d) Did any hazard present itself that was not identified, and what was done to overcome it?

(e) Were there incidents of fratricide or near fratricide, and how can they be avoided in the future?

(5) Summarize key points. The AAR leader briefly summarizes teaching points in terms of training objectives covered in the AAR. After the summary, he can have a private conversation with the unit commander regarding his strengths and weaknesses, and what he can do to improve his performance and that of his unit. A good AAR leader—

- (a)** Maintains order and discipline.
 - (b)** Reviews the training objectives.
 - (c)** Addresses important events as they occurred and how the unit could have done them better. During the discussion, the leader avoids a detailed examination of events not directly related to the training objective.
 - (d)** Traces the chain of events so all participants understand the results of mistakes. One mistake is often the partial cause of another.
 - (e)** Clearly relates tactical and logistics mission events to teaching points.
 - (f)** Involves participants in the discussion.
 - (g)** Clearly and concisely gives a summary and new training objectives.
 - (h)** Reinforces points by using visual aids, sketches, diagrams, or terrain models in the AAR.
- e.** Reference Materials. Reference materials for conducting an AAR are in TC 25-6, TC 25-20, and FM 25-101.

Appendix A

Combined Arms Training Strategy

A-1. PURPOSE. This appendix provides, as part of the CATS, the Combined Arms Command's (CAC) recommended strategy for training a unit. This appendix has three parts. The first part describes CATS and explains how CATS fits into the training planning process as described in FM 25-101. The second part explains how to read the strategies, and the third part explains how to integrate CATS into the long-range and near-term planning processes.

SECTION I. CATS AND THE TRAINING PLANNING PROCESS

A-2. TRAINING PLANNING PROCESS. FM 25-101 describes a three-step process, based on the unit METL and ending in training execution. Figure A-1 is a graphic representation of the process. CATS does not replace this process. It is a training tool that enhances the commander's ability to use the training planning process to manage his training and optimize the use of scarce training resources. CATS unit strategies describe recommended training events and the event frequency. Units may train all or some of these events. A unit's training frequency may or may not match that in the CATS strategy. Whatever a unit's training requirements, CATS provides a framework for use in making decisions on the training to conduct. The training strategy outlined in CATS is designed to help commanders at all levels develop and execute a more efficient training program. Any given strategy addresses all units Army-wide of the same TOE. The specific makeup of the unit's training program is dependent upon its METL, guidance from higher headquarters, and the resources available at the installation or training environment. CATS unit strategies are descriptive in nature and intended for use as a guide for commanders.

A-3. CATS. CATS is the Army's training strategy that integrates combined arms training for heavy, light, and special operations forces, the active and reserve components, in the unit and institution environments. It provides an azimuth to guide Army training and identifies the resources required to support that training. It enables the Army to identify, manage, and program the acquisition of training resources. CATS evolved from the need for more efficient training based on expected resource constraints. At U.S. Army level, CATS gives the rationale for acquiring training resources through developing unit and institutional training strategies. The strategies provide recommended training frequencies and identify the training resources needed to support the strategy.

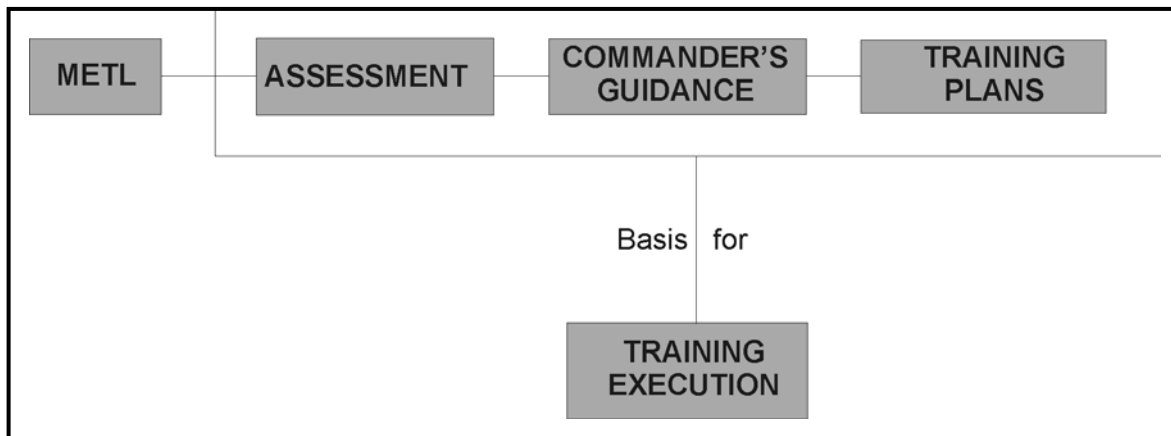


Figure A-1. Training Planning Process

A-4. TERMS. The information in this paragraph explains the terms listed in Figure A-1. For information on the training planning process, see FM 25-101.

- a. The METL is an unconstrained, unprioritized statement of the tasks required to complete the wartime mission. It is the source of training planning activities.
- b. Assessment is the beginning of the training planning process. It is the commander's evaluation of the unit's training level based on the METL.
- c. Commander's guidance consists of long-range planning calendars and command training guidance (CTG) issued to the battalion from the division. It serves to focus the training efforts of the battalion in accordance with the division commander's priorities. The battalion in turn issues CTG for its subordinate companies.
- d. Training plans are a collection of schedules and other supporting documents that carry out the commander's guidance.
- e. Training execution is the actual performance of the training scheduled in the training plans portion of the training planning process.

A-5. APPLYING CATS. The information in this paragraph explains how to apply CATS to the training planning process. Figure A-2 is a graphic representation of the process.

- a. The commander determines the exact events and tasks to train based on his METL and guidance from higher headquarters.
 - (1) The unit trains tasks during events established in FM 25-100, FM 25-101, and CATS.
 - (2) The unit trains its METL by training soldiers, and their appropriate sections, in their wartime tasks. The unit applies CATS to its training plans by applying the training events, frequencies, and critical gates contained in strategies to the CTG in developing training plans. The commander and training officer/NCO uses the critical gates identified in the strategies to ensure basic tasks are trained prior to moving on to training more complex or resource-intensive tasks. The performance of training gate tasks are always evaluated by the commander and serve as the basis of additional training efforts. For example, a TEWT should be used to train METL tasks prior to conducting a complex and resource-intensive event like a CFX.
 - (3) Training Aids, Devices, Simulators and Simulations (TADSS) based training uses a mix of TADSS and live fire/field training. The strategies show those TADSS within the Army's system or year projected for fielding. The TADSS may not be available at the installation or training environment.
- b. The strategies can be viewed as training plans for generic-type units. By inserting extra steps into the training process, commanders evaluate and apply the components of their CATS strategies to

their particular training programs and environments. The optimal frequencies identified in the strategies may have to be adjusted depending on the unit's training status or its resourcing.

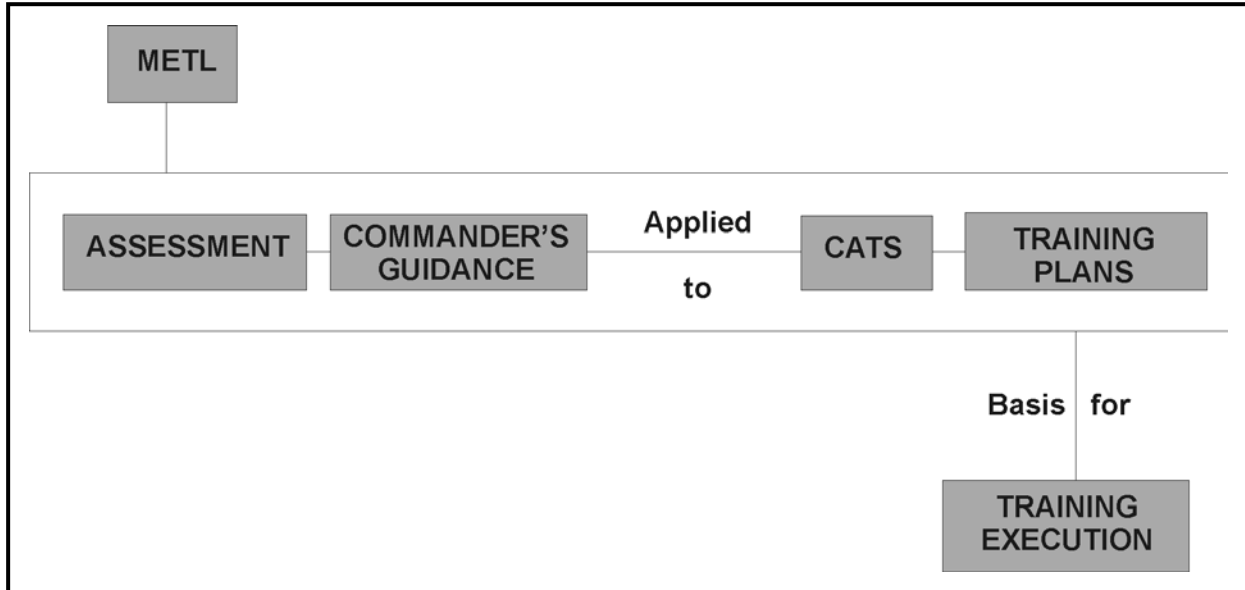


Figure A-2. Training Planning Process

SECTION II. STRATEGY ORGANIZATION AND INTERPRETATION

A-6. UNIT TRAINING STRATEGIES. This paragraph explains the strategy organization and how to use it. The unit-training portion of CATS is a series of separately generated training strategies. These strategies describe the events, frequencies, and resources recommended to train to standard. As part of the unit training strategy development process, TRADOC established a standard format to depict unit-training strategies. The unit-training strategy is a descriptive strategy for training and sustaining soldier and collective task proficiency. The tasks to train at a particular unit will be based on the unit's METL. The unit strategy in this appendix covers all CSS units. The unit training strategies have three major components—maneuver, gunnery, and soldier.

a. The maneuver strategy is descriptive. It provides recommended training frequencies for collective training events in a unit. The events come from FM 7-0 (FM 25-100), 25-101, or the glossary of this MTP. The maneuver strategy helps a unit maintain MTP standards and depicts the resources required to support training events.

b. The gunnery component has individual/crew-served weapons strategies that the infantry school developed. These strategies can also be found in DA Pam 350-38 and DA Pam 350-39, or appropriate weapons FMs.

c. The soldier component is a descriptive strategy for training individual soldier skills. It lists the resources required to support soldier training, and links with and supports a collective training strategy.

A-7. ELEMENTS OF THE UNIT STRATEGIES. The unit-training strategies are in matrix formats. The matrix lists the unit size levels, training events or training exercises, training event frequencies for both active and reserve components, critical gates, and training resources.

a. Training levels are units, training elements, or echelons (such as individual through corps) that execute specific training events.

b. Training events are types of collective training exercises identified in FM 25-101 or the glossary of this MTP. Training events identify the recommended exercises units should conduct to train to MTP standard. Units normally conduct events in a progressive and sequential manner. For example, units should conduct a TEWT before conducting a CFX. Units should conduct a CPX before conducting a FTX.

c. Training event frequencies are the suggested number of times that units should train an event during a training cycle to attain or maintain MTP standards. AC units use an annual cycle. RC units conduct training on a four-year cycle.

d. A critical gate is a training event that units must complete and evaluate before moving onto a more complex, resource-intensive or hazardous event. MACOM or field commanders may direct performance of critical gate training tasks to an established standard prior to performing more complex or resource-intensive tasks.

e. The unit training strategies identify the resources to support each training event. These resources are—

- OPTEMPO
- Ammunition
- TADSS
- Training land
- Training ranges

f. The resources listed in the strategies represent those that are available now.

(1) OPTEMPO figures reflect the annual operating miles/hours for the base vehicle for a particular unit, per event. The OPTEMPO figures come from the battalion level training model (BLTM). When no BLTM was available, the proponents developed an estimated OPTEMPO required to support all the annual iterations of that training event.

(2) Ammunition figures reflect the ammunition required to support training events and come from DA Pam 350-38. The maneuver/collective strategies reflect blank ammunition requirements. Live ammunition appears on the gunnery strategies. Pyrotechnics appear on the maneuver/collective component.

(3) TADSS are training aids, devices, simulators, and simulations that support specific training events. TADSS listed are those in the system and nonsystem TADSS that are fielded. For example, battalion and BBS are identified as a primary TADSS to support battalion staff and headquarters company/detachment's CPX training.

(4) Training land is a resource category that will list the recommended training land in kilometers by event to conduct maneuver training. The reference is TC 25-1. A particular unit will determine the actual amount of training land needed by METT-TC and the characteristics or condition of the training land available to the unit.

(5) Training ranges is a resource requirement that supports weapons training events. The information comes from TC 25-8.

A-8. GUIDE TO THE UNIT STRATEGIES. This paragraph provides a guide to reading the collective, gunnery, and soldier components. Generally, the leader using the matrices for planning will have a METL (or other list of critical tasks in which his unit must be proficient) and will be looking for guidance about appropriate training methods. The key to using CATS for unit training management is: understanding the strategy and its various components. The strategy is organized by functional area and echelon to train. It has eight interactive components, expressed as columns in a matrix format. Table A-1 shows an example matrix for one mission/task. The columns provide the following information:

- Column 1 records the mission and supporting tasks requiring training. The entries consist of the appropriate MTP missions and tasks.
- Column 2 shows the desired frequency of and interval between repetitions of the task(s). Both the unit's personnel turnover rate and the rate of progress need to be considered in determining how frequently to train.

- Column 3 lists alternative "training means"—combinations of events and media (live or simulation)—that might be selected to train this mission/task. Commanders must select an appropriate means for each training event conducted.
- Column 4 lists the estimated duration of each means (determined by the event more than by the medium). Commanders need to ensure adequate time is available for each task.
- Column 5 shows a means quality rating, related to the cost and realism of the event/medium. When choosing events and media, the resource costs of different training media must be balanced against the needs for realism and repetition. Generally, as the unit becomes more proficient, realism should increase.
 - An "A" level means is identified as a CTC deployment and training activity.
 - A "B" level means is described as a well assigned home station training exercise.
 - A "C" level means is described as a partial task training exercise.
 - A "D" level means is described as a subtask training exercise.
- Column 6 identifies the training unit/audience for the event. The information in this column is drawn from the appropriate MTP.
- Column 7 gives the prerequisite training (training "gates") that should be attained by the members of the training audience prior to the execution of the means in Column 3. If the training audience has not attained the specified level of proficiency, the means cannot achieve the quality indicated in Column 5.
- Column 8 provides a place to record detailed comments concerning the purpose and desired outcome of each event along with other remarks or guidance.

Table A-1. Example CATS Task Matrix

Column 1	Column 2	Column 3	Column 4	Column 5	Column 6	Column 7	Column 8
<u>Task</u>	<u>Freq/ Interval</u>	<u>Means (Event/ Media)</u>	<u>Estimated Duration</u>	<u>Quality (A-D)</u>	<u>Training Unit (Audience)</u>	<u>Prerequisite Training Gates</u>	<u>Remarks: Includes purpose of event; outcome being supported; comments about execution of the event/ constraints posed by TADSS/et al</u>
RECALL PROCEDURES XX-X-XXXX To train company on recall procedures: Perform Deployment Alert Activities 63-2-4001	12/ Monthly	6 STX (Telephonic/ Non-telephonic Alert)	2-3 hrs.	C	Battalion	Telephonic and non-telephonic recall procedures and rosters current	PURPOSE: To verify recall rosters and procedures. OUTCOME: To maintain the ability to rapidly alert, assemble, prepare, deploy, marshal, and outload on any mode of transportation, all TOE equipment and personnel with minimum outside assistance. REMARKS: None.

SECTION III. INTEGRATION OF CATS IN THE PLANNING PROCESS

A-9. INTEGRATING CATS. This portion of the appendix explains how to integrate CATS into the planning process. It focuses on long range planning conducted at brigade and above. To understand how CATS fits into this process, a brief summary of Chapter 3, (Planning) from FM 25-101 is provided.

A-10. THE PLANNING PROCESS.

a. Long-Range Planning.

(1) **Assessment.** Assessment is the start of the long-range planning process. Using their evaluations, the input of subordinate leaders, and the results of training evaluations, commanders assess their unit's training level on METL tasks. The assessment serves as the basis for the commander's training strategy for sustainment and improvement training. Commanders at all levels do this assessment function. An integral part of the assessment is the identification of required training resources and shortfalls. The commander also must synchronize the actions of supporting units and agencies to ensure proper training execution.

(2) In creating their training strategy, commanders ensure training—

- Focuses on the METL.
- Incorporates combined arms.
- Identifies who, when, and where to train.
- Contains a logical sequence of execution.
- Identifies the type of exercise to be trained.
- Determines the frequencies of a given task.
- Coordinates all events.
- Matches resources to requirements.

(3) The strategy that meets these requirements results in the commander's training guidance.

(4) Senior commanders (brigade and above) provide subordinate commanders with long-range training calendars, the commander's training guidance, resources to train, and protection from training distorters. Commanders often provide recommended training events frequency.

b. **Short-Range Planning.** The short-range planning process refines the guidance resulting from the long-range planning process. Subordinate commanders use this guidance to create their training calendars. Guidance on the short-range training process can be found in the CATS appendix in the unit's MTP.

A-11. CATS AND THE PLANNING PROCESS. CATS serve the unit commander as a training management and training resource identification tool. As a training management tool, it allows the unit commander to more efficiently manage his training program, with limited resource availability. As a training resource identification tool, it identifies the resources within the Army's inventory to conduct training. The availability of those resources will vary, depending on location.

a. Long-Range Planning.

(1) **Assessment.**

(2) **The CATS strategy:**

- Focuses on the METL.
- Incorporates combined arms.
- Identifies who, when, and where to train.
- Contains a logical sequence of execution.
- Identifies the type of exercise to be trained.
- Determines the frequencies of a given task.
- Coordinates all events.
- Matches resources to requirements.

(3) CATS provide a convenient vehicle for the transmission of the commander's training guidance. It serves as the basis for the long-range calendar and provides subordinate commanders with recommended frequencies of training events.

(4) Execution. The following example shows how CATS could fit into the long-range planning process.

b. The Company/Detachment Maneuver Training Strategy lists the recommended frequencies for required annual training events. In particular, for the STX it lists 10 iterations. The optimal training frequency is for the company/detachment staff to train the event 10 times in a given year, 1 STX per month for 10 months. The frequencies listed in CATS would be trained as follows:

- Two events per year—semi-annual training
- Four events per year—quarterly training
- Six events per year—bimonthly training

c. Naturally, the training year may not support such a breakdown of training events. CATS provide the flexibility to adjust the events to meet each unit's specific requirements. A key point here is the idea of critical gates. STX is a critical gate for FTX. Every task that is a critical gate should be conducted before conducting the more complex task. Gates serve to ensure basic tasks essential to the successful performance of complex tasks are trained and evaluated prior to the performance of complex tasks. Critical gates may also serve as a type of preview or "rehearsal" for a follow-on training event.

d. Assume the commander has identified platoon leadership as a particular weakness in the unit. The commander decides he wants to run platoon STX exercises twice a month to train the platoon/section/crew/squad leadership elements.

e. Using this guidance, simply go to the company strategy and substitute 24 for 12. If the frequencies for the other events are acceptable, the unit now has a coupled commander's strategy. In this manner a CATS base strategy is tailored to meet a commander's assessment and training needs.

f. Short-Range Planning. The application of CATS battalion staff and headquarters company/detachment's unit training strategies to battalion short-range planning and the battalion quarterly training calendar is seen as follows:

Recommended company/detachment calendar using CATS maneuver strategy.

(1) First month

- Week 1 Drill training (1)
- Week 2 Cell/staff/section training (1)
- Week 3 Cell/staff/section training (1)
- Week 4 STX (2)

Notes:

1. The collective tasks trained during the weekly cell/staff/section training periods support company METL tasks and are trained according to the commander's assessment and his priorities outlined in the CTG. Soldier training tasks trained during this month are soldier/leader supporting performance of the collective tasks to be trained during the weekly staff training sessions or the monthly STX.
2. Performance of the STX substitutes for cell/staff/section training in week four (4).

(2) Second month

- Week 1 Cell/staff/section training (1)
- Week 2 Cell/staff/section training (1)
- Week 3 TOCEX (2)
- Week 4 Cell/staff/section training (1)

Notes:

1. Training during these weekly periods concentrates on staff METL tasks identified as priority in the CTG. Training time here could also be spent training tasks evaluated as NO-GO during the first month's training periods. Logistics coordination exercises (LCXs) and maneuver coordination exercises (MCXs) can also be used to enhance staff coordination.
2. Performance of the tactical operations center exercise (TOCEX) substitutes for performance of the monthly STAFFEX. Commanders may have to modify or extend the training period of the TOCEX to include training tasks that would have been normally performed in the STAFFEX.
3. Tasks trained here can be tasks rated as NO-GO during the previous week's TOCEX.

(3) Third month

- Week 1 Cell/staff/section training (1)

- Week 2 TEWT (1)
- Week 3 Cell/staff/section training (1)
- Week 4 CPX (2)

Notes:

1. This TEWT substitutes for performance of the call/staff/section training that would normally be performed this week. Ideally, the TEWT's discussion points and learning objectives would be developed to support/reinforce collective tasks trained in the previous month's cell/staff/section, STAFFEX, or TOCEX training periods. The commander may also structure the TEWT to train staff coordination and integration tasks as key for the upcoming CPX.

2. Substitutes for performance of the STAFFEX normally performed during the month.

The commander structures his training program using recommended CATS training events, frequencies, and critical gates to support METL training. Weekly or monthly training events can be conducted independently or integrated into other collective training exercises.

In scheduling training, the commander should take maximum advantage of higher headquarters directed events to accomplish recommended CATS training events.

g. Horizontal and Vertical Integration. In executing this training strategy, the commander vertically integrates his training requirements with the battalion/group training requirements. Additionally, the company's training strategy is horizontally integrated with other companies in the battalion to ensure combined arms training is affected.

Appendix B

Army Universal Task List (AUTL)

B-1. DEPLOY/CONDUCT MANEUVER. The deploy/conduct maneuver task area is the movement of combat forces to achieve a position of advantage with respect to enemy forces. This task area includes the employment of forces on the battlefield in combination with direct fire or fire potential. Indirect fires are included under the employ fires task area. It also includes conducting tactical movement of all types of units, mobility operations, countermobility operations, and tactical actions associated with force protection.

B-2. DEVELOP INTELLIGENCE. The develop intelligence task area is the activity to generate knowledge of and products portraying the enemy and environment features required by a commander in planning and conducting operations. It is derived from an analysis of information on the enemy's capabilities, intentions, vulnerabilities, and the environment. This includes developing tactical intelligence requirements, planning collection activities, collecting relevant information, processing that information to include developing targeting information, and preparing and disseminating intelligence.

B-3. EMPLOY FIRES. The employ fires task area encompasses the collective and coordinated use of target-acquisition data, indirect-fire weapons, fixed-wing aircraft, offensive information operations, and other lethal and nonlethal means against targets located throughout an area of operations. The essential features of the employ fires task area are acquiring and processing tactical targets and employing fire support. Note: The acquisition and attack of aerial targets are addressed in "protect the force" task area.

B-4. PERFORM CSS (COMBAT SERVICE SUPPORT) AND SUSTAINMENT. The perform CSS and sustainment task area is the support and service provided to sustain forces in an area of operations (AO) during war and during stability operations and support operations. This tactical task area involves the provision of supply, maintenance, transportation, CHS, personnel, legal, finance, religious, public affairs, contracting, distribution management, and field and other service support (such as general engineering support) required to sustain an operating force in an AO that may be joint, multinational, interagency, or a combination of these forces. Combat service support may be required to support contractors, civilians (such as refugees and disaster victims), or members of other governmental and nongovernmental agencies. It includes civil-military operations.

B-5. EXERCISE COMMAND AND CONTROL (C2). The exercise C2 task area is the exercise and direction by a properly designated commander over assigned and available forces in accomplishing the mission. C2 tasks are performed through an arrangement of personnel, information management, procedures, and equipment and facilities employed by a commander in planning, preparing for, executing, and assessing the conduct of operations to accomplish the mission. It includes the acquisition and management of information, the maintenance of situational understanding, the conduct of situational estimates to determine actions, the application of risk management, and the direction and leading of subordinate forces.

B-6. PROTECT THE FORCE. The protect the force task area is the protection of the tactical force's fighting potential so it can be applied at the appropriate time and place. It includes those measures the force takes to remain viable and functional by protecting itself from the effects of (or recovery from) enemy activities. Those active and passive measures encompass the following:

- a. Conduct air/missile defense.
- b. Protect against enemy hazards within the AO.
- c. Conduct local security operations.
- d. Conduct defensive information operations.

Glossary

- Numbers -

1SG First Sergeant (E8)

- A -

A/SPOE	aerial/seaport of embarkation
AA	assembly area
AACG	Arrival Airfield Control Group
AAIS	Army Automation Information System
AAR	after action review
AB	aviation brigade
ABCS	Army Battle Command System
ABL	ammunition basic load
AC	active component
ACR	Armored Cavalry Regiment
ACS	Army Community Service
AD	active duty
	air defense
ADA	Air Defense Artillery
ADC	area damage control, assistant division commander
ADCON	administrative control
ADP	automated data processing
AER	Army Emergency Relief
AFFS	Army Field Feeding System
AG	adjutant general
AGR	active guard and reserve
AI	area of interest
	authorized items
AIS	Automated Information System
AIT	Automatic Identification Technology
ALCE	Airlift Control Element
ALOC	Administration and Logistics Operations Center
AM	amplitude modulation
AMC	area maintenance company
	Air Mobility Command
	Army Materiel Command
AMC-LSE	Army Materiel Command—Logistics Support Element
AMO	automation office
AMSA	Army Maintenance Support Activity
AMSS	Army Material Status System, Ammunition Management Standard System
AO	area of operations
AOAP	Army Oil Analysis Program
AOE	Army of Excellence
AOR	area of responsibility
APA	Army pre-positioned afloat
APL	Army pre-positioned land
APOD	aerial port of debarkation
APOE	aerial port of embarkation
APS	Army pre-positioned stocks

AR	Army Regulation, armor
ARC	American Red Cross
ARFOR	Army Forces
ARNG	Army National Guard
ARTEP	Army Training and Evaluation Program
Arty	artillery
ASA	aviation support area
ASAS	All-Source Analysis System
ASAT	Automated Systems Approach to Training
ASB	aviation support battalion
ASCE	air support coordination element
ASL	authorized stockage list
ASMC	area support maintenance company
ASP	ammunition supply point
AST	area support team
ASWBL	Armed Services Whole Blood Processing Laboratory
ATAV	Army Total Asset Visibility
ATCCS	Army Tactical Command and Control System
ATMCT	Air Terminal Movement Control Team
ATP	ammunition transfer point
ATTN	attention
ATWESS	anti-tank weapon effect signature simulation
AUEL	automated unit equipment list
AUTL	Army Universal Task List
AVIM	aviation intermediate maintenance
AVUM	aviation unit maintenance
AWRDS	Army War Reserve Deployment System
AXP	ambulance exchange point

- B -

B	bulk
BAS	battalion aid station
BB	break-bulk
BBPCT	blocking, bracing, packing, crating, and tiedown
BCC	battlefield circulation and control
BCOC	base cluster operations center
BCT	brigade combat team, brigade cavalry troop
BD	battlefield distribution
BDA	battle damage assessment
BDAR	battle damage assessment and repair
BDE	brigade
BDOC	base defense operations center
BDR	battle damage repair
BF	battle fatigue
BFA	battlefield functional area
BFACS	Battlefield Functional Area Control System
BFSA	brigade forward support area
BII	basic issue item
BILI	basic issue list item
BIT	built-in test
BITE	built-in test equipment
BLTM	battalion level training model
Bn	battalion
BOS	Battlefield Operating System
BRIL	baseline resource item list

BSA brigade support area
 BSC base support company
 BSS brigade surgeon section

- C -

C2 command and control
 C3 command, control, and communications
 C3CM command, control, communications countermeasures
 C4 command, control, communications, and computers
 C4ISR command, control, communications, computers, intelligence, surveillance, and reconnaissance
 CA civil affairs
 CAC Combined Arms Command
 cal caliber
 CALFEX combined arms live fire exercise
 CAPS Consolidated Aerial Port System
 CAS close air support
 CATS Combined Arms Training Strategy
 cbt combat
 CCIR commander's critical information requirements
 CCL combat configured load
 CCP container consolidation point
 CD civil defense
 CDE chemical defense equipment
 CDR commander
 CD-ROM compact disc – read only memory
 CE communications – electronics
 CEB clothing exchange and bath
 CFS call for support
 CFX command field exercise
 CHE container handling equipment
 chem chemical
 CHL combat health logistics
 CHS combat health services, combat health support
 CHU container handling unit
 CINCs commander-in-chiefs
 CJMAO Central Joint Mortuary Affairs Office
 CMCC Corps Movement Control Center
 CMMC Corps Materiel Management Center
 CMO Civil Military Operations/Office/Officer
 CMT combat medical team
 contact maintenance team/truck
 CN contributing nations
 CNR combat net radios
 CO commanding officer
 company
 COA course of action
 COB contractors on the battlefield
 COE common operating environment, centers of excellence
 CofS chief of staff
 COMEX communications exercise
 COMMZ communications zone
 COMSEC communication security
 CONOPS continuity of operations
 contingency operations

CONPLAN	contingency plan
CONUS	Continental United States
COOP	continuity of operations plan
COR	contracting officer's representative
COSCOM	Corps Support Command
COTS	commercial off the shelf
CP	command post
CPR	cardio-pulmonary resuscitation
CPT	captain
CPX	command post exercise
CQ	charge of quarters
CRC	Central Reporting Center, Control and Reporting Center, CONUS Replacement Centers
CROP	Containerized Roll-In/Roll-Out Platform
CRT	combat repair team
CS	combat support chemical smoke
CSM	command sergeant major
CSS	Combat Service Support
CSSAMO	Combat Service Support Automation Management Office/officer
CSSCS	Combat Service Support Control System
CT	combat trains
CTA	common table of allowances
CTCP	Combat Trains Command Post
CTG	command training guidance
CTIL	commander's tracked items list
CULT	common use land transportation
CZ	combat zone

- D -

DA	Department of the Army
DACG	Departure Airfield Control Group
DAMMS-R	Department of the Army Movement Management System - Revised
DAO	Division Ammunition Office/Officer
DASB	Division Aviation Support Battalion
DE	directed energy
decon	decontamination
DEL	deployment equipment list
DEPEX	deployment exercise
DESC	Defense Energy Support Center
det	detachment
DFAS	Defense Finance and Accounting Service
DFBS	Defense Finance Battlefield System
DII	Defense Information Infrastructure
DIMHRS	Defense Integrated Military Human Resources System
DISCOM	division support command
DIT	digital interactive training
DIVARTY	division artillery
DLA	Defense Logistics Agency
DLSC	Defense Logistics Support Command
DMA	Defense Mapping Agency
DMC	Distribution Management Center
DMLSS	Division Medical Logistics Standard Support
DMMC	Division Materiel Management Center
DMOC	Division Medical Operations Center

DMS	Distribution Management Section
DNBI	disease, non-battle injury
DNVT	digital, non-secure voice telephone
DOD	Department of Defense
DODAC	Department of Defense Ammunition Code
DODACC	Department of Defense Activity Address Code
DODIC	Department of Defense Identification Code
DOL	Director of Logistics
DPD	deployed personnel database
DPSC	Defense Personnel Support Center
DRMO	Defense Reutilization and Marketing Organization
DS	direct support
DSA	division support area
DSB	division support battalion
DSESTS	direct support electrical system test set
DSMC	division support medical company
DSS	division surgeon section
DSU	direct support unit
DSVT	digital, secure voice telephone
DTG	date-time group
DTO	division transportation office/officer
DTS	Defense Transportation System
DVE	driver vision equipment
DZ	drop zone

- E -

E8	master sergeant
E9	sergeant major/command sergeant major
ea	each
EAB	echelons above brigade
EAC	echelons above corps
EAD	echelons above division
ECB	echelons corps and below
ECCM	Electronic Counter Countermeasures
ECS	Equipment Concentration Site
EEFI	essential elements of friendly information
EI	essential elements of information
ELSEC	electronic security
EMT	emergency medical treatment
EOC	emergency operations center
EOD	explosive ordnance disposal
EOH	equipment on hand
EP	electronic protection
EPLRS	Enhanced Position Location Reporting System
EPW	enemy prisoner of war
ERT	equipment reception team
ESE	engineer support element
EST	engineer support team
ETA	estimated time of arrival
ETM	electronic technical manual
evac	evacuation
EW	electronic warfare

- F -

F	Fahrenheit
F&E	fuel and electrical
FA	field artillery
FAAD	forward area air defense
FAD	force activity designator
FARP	forward arming and refueling point
FAS	forward aid station
FASCAM	family of scatterable mines
FDC	fire direction center
FBCB2	Force XXI Battle Command, brigade and below
FDRP	first destination reporting point
FFIR	friendly forces information requirement
FLE	forward logistics element
FM	field manual, frequency modulation
FMC	fully mission capable
FNS	foreign nation support
FPF	final protective fires
FPL	final protective line
FRAGO	fragmentary order
FRCP	flat rack collection point
FRS	Forward Repair System
FS	fire support
FSB	forward support battalion
FSC	forward support company
FSG	family support group
FSMC	forward support medical company
FSO	fire support officer
FSS	fast sealift ship
FSSP	fuel system supply point
FST	field sanitation team, forward surgical team
FTX	field training exercise
FUPP	full-up power pack
fwd	forward

- G -

GCSS	Global Command and Control System
GCSS-A	Global Command and Control System - Army
GCSS-Army	Global Combat Support System - Army
GMC	ground maintenance company
GMLR	guided missile & large rockets
GPS	Global Positioning System
GS	general support
GSE	ground support equipment
GTN	global traffic network

- H -

HAZMAT	hazardous material
HCP	health care package, health & comfort pack
HDC	Headquarters and Distribution Company
HE	high explosive
HEMTT	heavy expanded mobility tactical truck
HERCULES	heavy equipment recovery combat utility lift and evacuation system

HET	heavy equipment transporter
HF	high frequency
HHC	Headquarters and Headquarters Company
HHD	Headquarters and Headquarters Detachment
HMMWV	high mobility multipurpose wheeled vehicle
HN	host nation
HNS	host nation support
HQ	headquarters
hr(s)	hour(s)
HSC	Headquarters and Supply Company
HSMO	Health Service materiel officer
HSS	Health Service support
HSSO	Health Service support officer
HTAR	Hot Tactical Aircraft Refueling System
HUMINT	human intelligence
hvy	heavy
HZ	hertz

- I -

IAW	in accordance with
IBCT	Interim Brigade Combat Team, Initial Brigade Combat Team
IC	installation coordinator
ICUMO	installation coordinator unit movement officer
ICW	in coordination with
IETM	interactive electronic technical manual
IEW	intelligence and electronic warfare
IFTE	integrated family of test equipment
IFV	infantry fighting vehicle
IHFR	improved high frequency radio
INTSUM	intelligence summary
IPB	intelligence preparation of the battlefield
IPE	individual protective equipment
IR	intelligence requirements
ISO	international standardization organization
ITO	installation transportation officer/office
ITV	intransit visibility

- J -

JAG	judge advocate general
JOPEs	Joint Operations Planning and Execution System
JP	joint publication
JP-8	jet propulsion fuel, type 8

- K -

KCLFF	kitchen, company level, field feeding
KHZ	kilohertz
KIA	killed in action
KW	kilowatt

- L -

LAN	local area network
LAR	logistics assistance representative
LAW	light anti-tank/anti-armor weapon
LHS	Load Handling System
LIN	line item number
LMCS	Land Missile Combat System
LMTV	light/medium tactical vehicle
LNO	liaison officer
LOC	lines of communication, logistics operations center
LOD	line of duty
LOG	logistics
LOGCAP	Logistics Civil Augmentation Program
LOGPAC	logistics package
LOGSA	Logistics Support Agency
LOGSITREP	logistics situation report
LOGSTAT	logistics status
LOS	line of sight
LOTS	logistics over the shore
LP	listening post
LPB	logistics preparation of the battlefield
LPXMED	logistics processor external – medical module
LRP	logistics release point
LRU	line replaceable unit
LT	lieutenant
LTA	local training area
LTC	lieutenant colonel
LZ	landing zone

- M -

MA	mortuary affairs, marshalling area
MACOM	major army command
MACP	mortuary affairs collection point
Maint	maintenance
MAJ	major
MAPEX	map exercise
MAS	main aid station
mat	materiel
MC	movement control
MC4	medical communications for combat casualty care
MCA	Movement Control Agency, military civil action
MCL	mission configured load
MCM	multi-capable maintainer
MCO	maintenance control office/officer, movement control office/officer
MCP	maintenance collection point
MCS	maneuver control system
MCSR	materiel condition status report
MCT	movement control team
MCX	maneuver coordination exercise
Mech	mechanized
MEDCOM	medical command
MEDEVAC	medical evacuation
MEDLOG-D	medical logistics-division
MES	medical equipment set

METL	mission essential task list
METT-TC	mission, enemy, terrain, troops, time available, and civilian considerations
MG	machine gun
MH	mental health
MHE	material handling equipment
MHZ	megahertz
MI	military intelligence
MIA	missing in action
MIJI	meaconing, intrusion, jamming, and interference
MIL	master incident list
MILES	multiple integrated laser engagement simulation
MILVAN	military van
Min	minute
MKT	mobile kitchen trailer
MLMC	Medical Logistics Management Center
MLRS	Multiple Launch Rocket System
mm	millimeter
MMC	Materiel Management Center
MMMB	Medical Materiel Management Branch
MOBPLAN	mobilization plan
MOC	medical operations center
MOPP	mission oriented protective posture
MOS	military occupational specialty
MOUT	military operations in urban terrain
MP	military police
MPL	mandatory parts list
MQS	military qualification standards
MRE	meal, ready to eat
MRM	maintenance reporting and management
MRO	materiel release order
MROCS	materiel release order control system
MSE	mobile subscriber equipment
MSR	main supply route
MSRT	mobile subscriber radio telephone, mobile secure radio telephone terminal
MST	maintenance support team
MTF	medical treatment facility
MTMC	Military Traffic Management Command
MTOE	modified table of organization and equipment
MTP	mission training plan
MTS	movement tracking system
MTV	medium tactical vehicles
MWR	Morale, Welfare, and Recreation
MX	mechanized, missile, experimental

- N -

NAI	named area of interest
NATO	North Atlantic Treaty Organization
NBC	Nuclear, Biological, Chemical
NC	Node Center
NCO	noncommissioned officer
NCOIC	noncommissioned officer in charge
NCS	net control station
NICP	national inventory control point
NIMA	National Imagery and Mapping Agency
NLT	not later than

NMC non-mission capable
 NRP non-unit replacement personnel
 NRT near real time
 NRTS not repairable this station
 NSL non-stockage list
 NSN national stock number

- O -

OC observer controller
 OCIE organizational clothing and individual equipment
 OCOKA observation, concealment and cover, obstacles, key terrain, and avenues of approach
 OCONUS outside the continental United States
 OEG operational exposure guidance
 OFS Officer Foundation System
 OIC officer in charge
 OP observation post
 OPCON operational control
 OPFOR opposing forces
 OPLAN operations plan
 OPLOGPLN operations logistics planner
 OPORD operations order
 OPSEC operational security
 OPTEMPO operational tempo
 OR operational readiness
 Ord ordnance
 ORF operational readiness float
 ORGWON organization work order number
 OST order ship time

- P -

P package
 PA physician assistant
 PAC personnel and administrative center
 Pam pamphlet
 PAO public affairs office/officer
 PASR personnel accounting and strength reporting
 PBO property book officer
 PDF protective defensive fires
 PDR personnel deployment roster
 pers personnel
 PERSITREP personnel situation report
 PERSTAT personnel status report
 PEWS Platoon Early Warning System
 PIR priority intelligence requirements, personnel information roster
 Pkg package
 PL platoon leader phase line
 PLL prescribed load list
 PLS Palletized Loading System
 PLS-E Palletized Loading System - Enhanced
 Plt platoon
 PM provost marshal, program manager, preventive medicine
 PMCS preventative maintenance checks and services
 PMCT port movement control team

PMM	preventive medicine measures
PMO	provost marshal office
POC	point of contact
POD	port of debarkation
POL	petroleum, oil, and lubricants
POM	program objective memorandum, preparation for overseas movement
POV	privately owned vehicle
PREPO	pre-positioned
PSA	Port Support Activity
PSD	personnel service detachment
PSG	platoon sergeant
psi	pounds per square inch
PSR	personnel status report
PSS	personnel service support
PSYOP	psychological operations
PUMA	pocket unit maintenance aid
PX	post exchange
PZ	pickup zone

- Q -

QC	quality control
QM	quartermaster
QRF	quick reaction force

- R -

R & S	reconnaissance and surveillance
RAA	redeployment assembly area
RAOC	rear area operations center
RC	reserve component
RCPOC	rear command post operations center
RDD	required delivery date
RDF	radio direction finding
rds	rounds
RECON	reconnaissance
RES	radiation exposure status
RF	radio frequency, reaction force
RF/AIT	radio frequency/automatic identification technology
RFID	radio frequency identification tag
ROC	rear operation cell
ROE	rules of engagement
ROM	refuel on the move
RO/RO	roll-on/roll-off
RP	release point
RS	religious support
RSO&I	reception, staging, onward movement, and integration
RSOP	redeployment standing operating procedures
RSR	required supply rate
RT	radio transmitter
RTD	return to duty
RTF	regeneration task force
RWI	radio wire integration
RX	reparable exchange

- S -

S & S	supply and services
S & T	supply and transport
S1	adjutant / personnel officer
S2	intelligence officer
S2/S3	intelligence and operations officer
S3	operations and training officer
S4	supply officer
S6	communication/electronics officer
SA	situational awareness, staging area
SAAS-MOD	Standard Army Ammunition System—Modernized
SALUTE	size, activity, location, unit, time, and equipment
SAMS-1	Standard Army Maintenance System-1
SAMS-2	Standard Army Maintenance System-2
SARSS-1	Standard Army Retail Supply System - 1
SARSS-2	Standard Army Retail Supply System - 2
SARSS-O	Standard Army Retail Supply System—Objective
SATCOM	satellite communications
SATS	Standard Army Training System
SAW	squad automatic weapon
SCPE	simplified collective protective equipment
SDO	staff duty officer
SEAD	suppression of enemy air defense
SGT	sergeant
SHELLREP	shelling report
SIDPERS	standard installation/division personnel system
SIGINT	signal intelligence
SIGSEC	signal security
SINCGARS	single-channel ground and airborne radio system
SITMAP	situation map
SITREP	situation report
SJA	staff judge advocate
SM	soldier's manual, service member
SMCT	soldier's manuals of common tasks
SMFT	semi-trailer mounted fabric tank
SOI	signal operating instructions
SOO	support operations officer
SOP	standing operating procedures
SP	start point
SPBS-R	standard property book system - redesign
SPO	security, plans, and operations
SPOD	seaport of debarkation
SPOE	seaport of embarkation
SPOTREP	spot report
SPT OPS	support operations
SRC	standard requirement code
SRP	soldier readiness processing
SSA	Supply Support Activity
SSI	signal supplemental instructions
STAFFEX	staff exercise
STAMIS	Standard Army Management Information System
STANAG	Standardization NATO Agreement
STB	super tropical bleach
STE	simplified test equipment
STON	short ton

STP	soldier training publication
STRIKEWARN	strike warning of friendly nuclear fire
STX	situational training exercise
svcs	services

- T -

T&EO	task and evaluation outline
TAA	tactical assembly area
TACAIR	tactical air
TACCS	Tactical Army Combat Service Support Computer System, Tactical Airlift Control Center System
TACSATCOM	tactical satellite communications
TADSS	training aids, devices, simulators, and simulations
TALCE	Tanker Airlift Control Element
TAMMIS – D	Theater Army Medical Management Information System - Division
TAMMS	The Army Maintenance Management System
TAT	to accompany troops
TAV	total asset visibility
TB	technical bulletin
TC	training circular, tank commander
TC-ACCIS	Transportation Coordinators' Automated Command and Control Information System
TC-AIMSII	Transportation Coordinator's Automated Information for Movements Systems II
TCF	tactical combat force
TCMD	transportation control and movements document
TCN	transportation control number
TCP	traffic control point
TDA	table of distribution and allowances
TDD	time definite delivery
TDY	temporary duty
TEWT	tactical exercise without troops
TEXMIS	Training Module Executive Management Information System
TF	task force
TFE	tactical field exchange
TFM	tactical field maintenance
TFSA	task force support area
TG	trainer's guide
TI	tactical internet
TIGER	tactical interactive ground equipment repair
TM	technical manual, team
TMCA	Theater Movement Control Agency
TMDE	test, measurement, and diagnostic equipment
TMEP	theater mortuary evacuation point
TMIP	Theater Medical Information Program
TMT	transportation motor transport, treatment team
TMTC	transportation motor transport company
Tng	training
TO	task order
TOC	tactical operations center
TOCEX	tactical operations center exercise
TOE	table of organization and equipment
TOW	tube - launched, optically tracked, wire - guided
TPS	tactical personnel system
TPU	troop program unit
TQG	tactical quiet generator

TRADOC	(U.S. Army) Training and Doctrine Command
trans	transportation
TRP	target reference point
TSB	theater staging base
TSC	Theater Support Command
TSOP	tactical standing operating procedures
TTP	tactics, techniques, and procedures
TWV	tactical wheeled vehicles
- U -	
UAA	unit assembly area
UAV	unmanned aerial vehicle
UBL	unit basic load
UCL	unit configured load
UCMJ	Uniform Code of Military Justice
UGR – A	unitized group ration - a
UIC	unit identification code
ULC	unit level computer, underwriter's laboratory code
ULLS-A	Unit Level Logistics System-Air
ULLS-G	Unit Level Logistics System-Ground
ULLS-S4	Unit Level Logistics System-S4
UMA	unit marshalling area
UMC	unit movement coordinator, unit movement code
UMCP	unit maintenance collection point
UMD	unit movement data
UMO	unit movement officer
UMT	unit maintenance technician, unit ministry team
UPW	unit proficiency worksheet
USACASCOM	United States Army Combined Arms Support Command
USAR	United States Army Reserve
USCS	United States Custom Service
USDA	United States Department of Agriculture
USR	unit status report
- V -	
VHF	very high frequency
VM	velocity management
- W -	
WARNO	warning order
WIA	wounded in action
wpn	weapon
WSM	weapon system manager
WSRO	weapon system replacement operations
WWMCCS	Worldwide Military Command and Control System
- X -	
XO	executive officer

References

REQUIRED PUBLICATIONS

Required publications are sources that users must read in order to understand or to comply with this publication.

ARMY REGULATIONS

AR 190-13	The Army Physical Security Program, 30 September 1993
AR 220-1	Unit Status Reporting, 30 November 2001
AR 220-10	Preparation for Oversea Movement of Units (POM), 15 June 1973
AR 3-22 (AR 30-21)	Army Food Program 30 August 2002
AR 350-1	Army Training, 1 August 1981
AR 350-41	Training in Units, 19 March 1993
AR 380-19	Information Systems Security, 27 February 1998
AR 380-40	(O) Policy for Safeguarding and Controlling Communications Security (COMSEC) Material (U), 30 June 2000
AR 380-5	Department of the Army Information Security Program (This Item is Included on EM 0001), 29 September 2000
AR 40-5	Preventive Medicine, 15 October 1990
AR 40-66	Medical Record Administration and Health Care Documentation, 3 May 1999
AR 530-1	Operations Security (OPSEC), 3 March 1995
AR 600-8-1	Army Casualty Operations/Assistance/Insurance, 20 October 1994
AR 600-8-104	Military Personnel Information Management/Records, 27 April 1992
AR 600-8-19	Enlisted Promotions and Reductions, 12 September 2002
AR 600-8-2	Suspension of Favorable Personnel Actions (FLAGS), 30 October 1987
AR 600-8-22	Military Awards, 25 February 1995
AR 600-8-24	Officer Transfers and Discharges, 29 June 2002
AR 700-138	Army Logistics Readiness and Sustainability, 16 September 1997
AR 700-84	Issue and Sale of Personal Clothing, 15 May 1983
AR 710-2	Inventory Management Supply Policy Below the Wholesale Level, 31 October 1997
AR 725-50	Requisition, Receipt, and Issue System, 15 November 1995
AR 735-5	Policies and Procedures for Property Accountability, 10 June 2002
AR 750-1	Army Materiel Maintenance Policy and Retail Maintenance Operations, 1 August 1994

DEPARTMENT OF ARMY PAMPHLETS

DA PAM 350-38	Standards in Weapons Training, 1 October 2002
DA PAM 350-39	Standards in Weapons Training (Special Operations Forces) 1 October 2002
DA PAM 385-1	Small Unit Safety Officer/NCO Guide, 29 November 2001
DA PAM 710-2-1	Using Unit Supply System (Manual Procedures) (Standalone Pub), 31 December 1997
DA PAM 738-750	Functional Users Manual for The Army Maintenance Management System (TAMMS), 1 August 1994

DA PAM 750-1 Leader's Unit Level Maintenance Handbook, 15 February 1994
DA PAM 750-35 Guide for Motor Pool Operations, 1 August 1994
DA PAMPHLET 738-750 Functional Users Manual for the Army Maintenance Management System (TAMMS), 1 August 1994

DEPARTMENT OF DEFENSE PUBLICATIONS

DOD 5030.49-R Customs Inspection (Reprinted W/Basic Incl C1), 1 June 1984

FIELD MANUALS

FM 3-0 Operations, 14 June 2001
FM 10-1 Quartermaster Principles, (Will be revised as FM 4-20) 08 August 1994
FM 10-15 Basic Doctrine Manual for Supply and Storage, (Will be revised as FM 4-20.6) 12-December 1990
FM 10-23 Basic Doctrine for Army Field Feeding and Class I Operations Management, (Will be revised as FM 4-20.2) 18 April 1996
FM 10-27 General Supply in Theaters of Operations, (Will be revised as FM 4-20.1) 20 April 1993
FM 10-27-1 Tactics, Techniques, and Procedures for Quartermaster General Support Supply Operations, (Will be revised as FM 4-20.02) 20 April 1993
FM 10-27-2 Tactics, Techniques and Procedures for Quartermaster Direct Support Supply and Field Service Operations, (Will be revised as FM 4-20.03) 18 June 1991
FM 10-27-3 Tactics, Techniques and Procedures for Quartermaster Headquarters Operations, (Will be revised as FM 4-20.4) 30 October 1990
FM 10-27-4 Organizational Supply and Services for Unit Leaders, (Will be revised as FM 4-20.05) 14 April 2000
FM 10-64 Mortuary Affairs Operations, (Will be revised as FM 4-20.64) 16 February 1999
FM 10-450-3 Multiservice Helicopter Sling Load: Basic Operations and Equipment (MCRP 4-23E, VOL 1; NMP 3-04.11; AFJMAN 11-223, VOL 1; COMDTINST M13482.2A. Will be revised as FM 4-20.197), 10 April 1997
FM 10-450-4 Multiservice Helicopter Sling Load: Single-Point Load Rigging Procedures (AFJMAN 11-223, VOL II; COMDTINST M13482.3A; MCRP 4-23E, VOL II; NWP 3-04.12), 30 May 1998
FM 10-450-5 Multiservice Helicopter Sling Load and Dual Point Load Rigging Procedures, 30 August 1999
FM 10-500-7 Airdrop Derigging and Recovery Procedures TO 13C7-1-10, (Will be revised as FM 4-20.71) 20 September 1994
FM 10-500-9 Tactics, Techniques and Procedures for Quartermaster Airdrop and Airdrop Support Units, (Will be revised as FM 4-20.42) 03 October 1995
FM 100-10 Combat Service Support, (Will be revised as FM 4-0) 03 October 1995
FM 100-14 Risk Management, (Will be revised as FM 5-19) 23 April 1998
FM 100-17 Mobilization, Deployment, Redeployment, Demobilization, (Will be revised as FM 3-35) 28 October 1992
FM 100-17-3 Reception, Staging, Onward Movement, and Integration, (Will be revised as FM 4-01.8) 17 March 1999
FM 101-5 Staff Organization and Operations, (Will be revised as FM 5-0) 31 May 1997
FM 11-32 Combat Net Radio Operations, 15 October 1990
FM 12-6 Personnel Doctrine, (Will be revised as FM 1-0) 9 September 1994

FM 20-3	Camouflage, Concealment, and Decoys, (Will be revised as FM 3-58.1) 30 August 1999
FM 21-10	Field Hygiene and Sanitation, (Will be revised as FM 4-25.10) 21 June 2000
FM 4-25.11(FM 21-11)	First Aid, 23 December 2002
FM 4-25.12 (FM 21-10-1)	Unit Field Sanitation Team, 25 January 2002
FM 3-25.26 (FM 21-26)	Map Reading and Land Navigation, 20 July 2001
FM 21-16	Unexploded Ordnance (UXO) Procedures (FMFM 13-8-1, Will be revised as FM 4-30.11), 30 August 1994
FM 21-305	Manual for the Wheeled Vehicle Driver [AFMAN 24-306], 27 August 1993
FM 21-75	Combat Skills of the Soldier, (Will be revised as FM 3-21.75) 3 August 1984
FM 22-51	Leaders' Manual for Combat Stress Control, (Will be revised as FM 4-02.22) 29 September 1994
FM 24-16	Communications-Electronics Operations, Orders, Records, and Reports, 7 April 1978
FM 24-17	Tactical Records Traffic System (TRTS), 17 September 1991
FM 24-18	Tactical Single-Channel Radio Communications Techniques, 30 September 1987
FM 24-19	Radio Operator's Handbook, 24 May 1991
FM 24-22	Communications-Electronics Management System (CEMS), 30 June 1977
FM 24-33	Communications Techniques: Electronic Counter-Countermeasures, 17 July 1990
FM 24-35	(O) Signal Operation Instructions "The SOI", 26 October 1990
FM 24-35-1	(O) Signal Supplemental Instructions, 2 October 1990
FM 25-101	Battle Focused Training, (Will be revised as FM 7-1) 30 September 1990
FM 3-19.40 (FM 19-40)	Military Police Internment/Resettlement Operations, 1 August 2001
FM 3-100	Chemical Operations Principles and Fundamentals (MCWP 3-3.7.1), 8 May 1996
FM 3-100.4	Environmental Considerations in Military Operations [MCRP 4-11B] (Will be revised as FM 4-04.4), 15 June 2000
FM 3-19.30 (FM 19-30)	Physical Security (This Item is Included on EM 0028), 8 January 2001
FM 3-3	Chemical and Biological Contamination Avoidance (FMFM 11-17), 16 November 1992
FM 3-4	NBC Protection (FMFM 11-9), 29 May 1992
FM 3-21.38 (FM 57-38)	Pathfinder Operations, 1 October 2002
FM 34-54	Technical Intelligence, (Will be revised as FM 2-22.4) 30 January 1998
FM 3-5	NBC Decontamination MCWP 3-37.3, (Will be revised as FM 3-11.5) 28 July 2000
FM 4-01.011 (FM 55-65, FM 55-9)	Unit Movement Operations, 31 October 2002
FM 4-02.7 (FM 8-10-7)	Health Service Support in a Nuclear, Biological and Chemical Environment, Tactics, Techniques and Procedures, 1 October 2002
FM 4-30.3 (FM 9-43-1)	Maintenance Operations and Procedures, 1 September 2000
FM 42-414	Tactics, Techniques and Procedures for Quartermaster Field Service Company, Direct Support, 03 July 1998
FM 44-8	Combined Arms for the Air Defense, (Will be revised as FM 3-01.8) 1 June 1999

FM 44-80	Visual Aircraft Recognition, (Will be revised as FM 3-01.80) 30 September 1996
FM 5-103	Survivability, (Will be revised as FM 3-34.112) 10 June 1985
FM 55-10	Movement Control, (Will be revised as FM 4-01.30) 9 February 1999
FM 55-30	Army Motor Transport Units and Operations, (Will be revised as FM 4-01.40) 27 June 1997
FM 6-22.5 (FM 22-9)	Combat Stress (MCRP 6-11C; NTTP 1-15M), 23 June 2000
FM 63-2	Division Support Command, Armored, Infantry, and Mechanized Infantry Divisions, (Will be revised as FM 4-93.2) 20 May 1991
FM 63-20	Forward Support Battalion, (Will be revised as FM 4-93.20) 26 February 1990
FM 63-21	Main Support Battalion, (Will be revised as FM 4-93.21) 7 August 1990
FM 63-2-1	Division Support Command Light Infantry, Airborne, and Air Assault Divisions, (Will be revised as FM 4-93.25) 16 November 1992
FM 7-0 (FM 25-100)	Training the Force, 22 October 2002
FM 7-10	The Infantry Rifle Company, (Will be revised as FM 3-21.10) 14 December 1990
FM 4-02 (FM 8-10)	Force Health Protection in a Global Environment, 13 February 2003
FM 8-10-6	Medical Evacuation in a Theater of Operations, Tactics, Techniques and Procedures, (Will be revised as FM 4-02.2) 14 April 2000
FM 8-285	Treatment of Chemical Agent Casualties and Conventional Military Chemical Injuries NAVMED P-5041; AFJMAN 44-149; FMFM 11-11, (Will be revised as FM 4-02.285) 22 December 1995
FM 8-55	Planning for Health Service Support, (Will be revised as FM 4-02.55) 9 September 1994
FM 9-43-2	Recovery and Battlefield Damage Assessment and Repair, (Will be revised as FM 4-30.31) 3 October 1995

JOINT PUBLICATIONS

FM 10-64	Mortuary Affairs Operations, 16 February 1999
JTTP 4-06	Joint Tactics, Techniques, and Procedures for Mortuary Affairs in Joint Operations, 28 August 1996

OTHER PRODUCT TYPES

DOD DIR 4500.9	Transportation and Traffic Management, 26 January 1989
----------------	--------------------------------------------------------

SOLDIER TRAINING PUBLICATIONS

STP 9-63B14-SM-TG	Soldier's Manual and Trainer's Guide MOS 63B, Light Wheeled Vehicle Mechanic skills levels 1/2/3/4, 23 June 2001
STP 10-92A12-SM-TG	Soldier's Manual Skill Levels 1/2 and Trainer's Guide, MOS 92A, Automated Logistical Specialist, 25 November 1993
STP 10-92A35-SM-TG	Soldier's Manual Skill Levels 3/4/5/ and Trainer's Guide, MOS 92A, Automated Logistical Specialist, 25 November 1993
STP 10-92ABD-II-MQS	Military Qualification Standards II, Quartermaster Corps, Quartermaster General (92 A), Supply and Materiel Management (92B), and Aerial Delivery and Materiel (92D) Company Grade Officer's Manual, 16 September 1991
STP 10-92FGII-MQS	Military Qualification Standards II, Quartermaster Corps, Petroleum (92F) and Subsistence (92G) Company Grade Officer's Manual, 18 September 1991

- STP 10-92G1-SM Soldier's Manual for Food Service Specialist MOS 92G Skill Level 1, 16 February 2002
- STP 10-92G25-SM-TG Soldier's Manual and Trainer's Guide for Food Service Specialist, MOS (92G), Skill Levels, 2/3/4/5, 16 February 1999
- STP 10-92R14-SM-TG Soldier's Manual and Trainer's Guide for MOS 92R Parachute Rigger Skill Levels 1/2/3/4, 10 September 1997
- STP 10-92M15-SM-TG Soldier's Manual and Trainer's Guide for MOS 92M Mortuary Affairs Specialist Skill Levels 1/2/3/4, 10 March 2003
- STP 10-92Y1-SM (STP 10-76Y1-SM) Soldier's Manual, MOS 92Y, Unit Supply Specialist, Skill Level ½, 23 February 1994
- STP 10-92Y24-SM-TG Soldier's Manual and Trainer's Guide for Unit Supply Specialist, MOS 92Y, Skill Levels 2, 3, and 4, 23 February 1994
- STP 21-1-SMCT Soldier's Manual Of Common Tasks Skill Level 1, 1 October 1994
- STP 21-24-SMCT (STP 21-II-MQS) Soldier's Manual Of Common Tasks (SMCT) Skill Level 2-4, 1 October 1992
- STP 55-88H24-SM-TG Soldier's Manual, Skill Levels 2/3/4 and Trainer's Guide, MOS 88H, Cargo Specialist, 13 October 1993
- TECHNICAL BULLETINS**
- TB Med 530 Occupational and Environmental Health Food Service Sanitation, 28 November 1991
- TB 55-46-1 Standard Characteristics (Dimensions Weight and Cube) for Transportability of Military Vehicles and other Outsize/Overweight Equipment, 01 January 2002
- TECHNICAL MANUALS**
- TM 10-412 Armed Forces Recipe Service and Index of Recipes, 01 September 1992
- TM 10-7360-206-13 Operator's Unit and Direct Support Maintenance Manual for Kitchen, Field, Trailer Mounted, MKT75, (NSN 7360-00-138-7782) (EIC: YBC) MKT-75A (7360-01-092-0470) (EIC:YBL) MKT-82 (7360-01-155-6020) (EIC:YBM) MKT85 (7360-01-214-1176) (EIC:YBT) MKF85S (7360-01-246-4646) (Air Force Only) MKT-90 (7360-01-313-2238), 31 March 2002
- TM 38-250 Preparing Hazardous Materials for Military Air Shipments (AFMAN 24-204; NAVSUP Pub 505; MCO P4030.19H; DLAI 4145.3), 11 December 2001
- TM 43-0002-33 Destruction of Conventional Ammunition and Improved Conventional Munitions (ICM) to Prevent Enemy Use, 15 November 1993
- TM 55-2200-001-12 Transportability Guidance for Application of Blocking, Bracing, and Tie-Down Materials for Rail Transport, 31 May 1978
- TM 750-244-2 Procedures for Destruction of Electronics Materiel to Prevent Enemy Use (Electronics Command), 14 March 1972
- TM 750-244-3 Procedures for Destruction of Equipment to Prevent Enemy Use (Mobility Equipment Command), 23 September 1969
- TM 750-244-6 Procedures for Destruction of Tank-Automotive Equipment to Prevent Enemy Use (U.S. Army Tank-Automotive Command), 3 October 1972
- TM 750-244-7 Procedures for Destruction of Equipment in Federal Supply Classifications 1000, 1005, 1010, 1015, 1020, 1025, 1030, 1055, 1090, and 1095 to Prevent Enemy Use, 18 June 1970
- TRAINING CIRCULARS**
- TC 24-20 Tactical Wire and Cable Techniques, 3 October 1988
- TC 25-1 Training Land, 25 June 2001

TC 25-20	A Leader's Guide to After Action Reviews, 30 September 1993
TC 25-6	Force-on-Force Collective Training Using the Tactical Engagement Simulation Training System, 3 October 1995
TC 25-8	Training Ranges, 25 February 1992
TC 3-34.489 (TC 5-400)	Soldier and the Environment, 8 May 2001

RELATED PUBLICATIONS

Related publications are sources of additional information. They are not required in order to understand this publication.

FIELD MANUALS

FM 63-2	Division Support Command, Armored, Infantry, and Mechanized Infantry Divisions, (Will be revised as FM 4-93.2) 20 May 1991
FM 63-20	Forward Support Battalion, (Will be revised as FM 4-93.20) 26 February 1990
FM 63-21	Main Support Battalion, (Will be revised as FM 4-93.21) 7 August 1990


ARTEP 42-427-30-MTP
31 MAY 2003

By Order of the Secretary of the Army:

ERIC K. SHINSEKI

General, United States Army
Chief of Staff

Official:



JOEL B. HUDSON

Administrative Assistant to the
Secretary of the Army

0312204

DISTRIBUTION:

Active Army, Army National Guard, and US Army Reserve: To be distributed in accordance with the initial distribution number 120924, requirements for ARTEP 42-427-30-MTP.

